

APPENDIX G
ASBESTOS SURVEYS AND ABATEMENT
ACTIVITIES

THIS PAGE INTENTIONALLY LEFT BLANK



ASBESTOS ABATEMENT REPORT

City of Austin Work Request Numbers: 21378 (ABIA #21023), Job Number 91

ABIA South Campus Military Hangars

3600 Presidential
Austin, Texas 78719



Fercam Group Project No. 2007061 D1

Prepared For:

The City of Austin
Asbestos, Lead Paint, and Mold Management Group
Building Services Department
411 Chicon Street
Austin, Texas 78702

Prepared By:

Fercam Group

January 14, 2022

303 E. Main Street Humble, Texas 77338
Phone-281-446-4371 ♦ Fax 281-446-8061

♦ Consultants ♦ Contractors ♦ Construction Management Services ♦

TABLE OF CONTENTS

<u>DESCRIPTION</u>	<u>SECTION NO.</u>
Report Summary	1
Request for Proposal and Notice to Proceed	2
Scope of Work and DSHS Abatement Notification(s).....	3
Building 8130	4
Daily Observations Log	
Daily Air Sampling Log	
Final Clearance Air Sampling Log	
Laboratory Report(s) and Chain-of-Custody Documentation	
Photographs	
Contractor Daily Observations	
Contractor Daily Sign-In Sheets	
Building 8135	5
Daily Observations Log	
Daily Air Sampling Log	
Final Clearance Air Sampling Log	
Laboratory Report(s) and Chain-of-Custody Documentation	
Photographs	
Contractor Daily Observations	
Contractor Daily Sign-In Sheets	
Building 8175	6
Daily Observations Log	
Daily Air Sampling Log	
Final Clearance Air Sampling Log	
Laboratory Report(s) and Chain-of-Custody Documentation	
Photographs	
Contractor Daily Observations	
Contractor Daily Sign-In Sheets	
Building 8180	7
Daily Observations Log	
Daily Air Sampling Log	
Final Clearance Air Sampling Log	
Laboratory Report(s) and Chain-of-Custody Documentation	
Photographs	
Contractor Daily Observations	
Contractor Daily Sign-In Sheets	

ABIA South Campus Military Hangars
 Project No. 2007061 D1
 January 14, 2022
 Page 3

Building 8185	8
Daily Observations Log	
Daily Air Sampling Log	
Final Clearance Air Sampling Log	
Laboratory Report(s) and Chain-of-Custody Documentation	
Photographs	
Contractor Daily Observations	
Contractor Daily Sign-In Sheets	
Building 8195	9
Daily Observations Log	
Daily Air Sampling Log	
Final Clearance Air Sampling Log	
Laboratory Report(s) and Chain-of-Custody Documentation	
Photographs	
Contractor Daily Observations	
Contractor Daily Sign-In Sheets	
Building 8200	10
Daily Observations Log	
Daily Air Sampling Log	
Final Clearance Air Sampling Log	
Laboratory Report(s) and Chain-of-Custody Documentation	
Photographs	
Contractor Daily Observations	
Contractor Daily Sign-In Sheets	
Building 8210	11
Daily Observations Log	
Daily Air Sampling Log	
Final Clearance Air Sampling Log	
Laboratory Report(s) and Chain-of-Custody Documentation	
Photographs	
Contractor Daily Observations	
Contractor Daily Sign-In Sheets	
Building 8215	12
Daily Observations Log	
Daily Air Sampling Log	
Final Clearance Air Sampling Log	
Laboratory Report(s) and Chain-of-Custody Documentation	
Photographs	
Contractor Daily Observations	
Contractor Daily Sign-In Sheets	

Building 8220	13
Daily Observations Log	
Daily Air Sampling Log	
Final Clearance Air Sampling Log	
Laboratory Report(s) and Chain-of-Custody Documentation	
Photographs	
Contractor Daily Observations	
Contractor Daily Sign-In Sheets	
Building 8225	14
Daily Observations Log	
Daily Air Sampling Log	
Final Clearance Air Sampling Log	
Laboratory Report(s) and Chain-of-Custody Documentation	
Photographs	
Contractor Daily Observations	
Contractor Daily Sign-In Sheets	
Building 8231	15
Daily Observations Log	
Daily Air Sampling Log	
Final Clearance Air Sampling Log	
Laboratory Report(s) and Chain-of-Custody Documentation	
Photographs	
Contractor Daily Observations	
Contractor Daily Sign-In Sheets	
Building 8250	16
Daily Observations Log	
Daily Air Sampling Log	
Final Clearance Air Sampling Log	
Laboratory Report(s) and Chain-of-Custody Documentation	
Photographs	
Contractor Daily Observations	
Contractor Daily Sign-In Sheets	
Lone Shack	17
Daily Observations Log	
Daily Air Sampling Log	
Final Clearance Air Sampling Log	
Laboratory Report(s) and Chain-of-Custody Documentation	

ABIA South Campus Military Hangars
Project No. 2007061 D1
January 14, 2022
Page 5

Photographs
Contractor Daily Observations
Contractor Daily Sign-In Sheets

Consultant and Laboratory Licenses18
Contractor Submittals and Close-out Documents19

SECTION 1

Report Summary



January 14, 2022

Odeyda Reyes / Omar Almousli
City of Austin
Building Services Department
Asbestos, Lead and Mold Management Group (ALMMG)
411 Chicon Road
Austin, Texas 78702

Re: Asbestos Abatement Report
ABIA South Campus Military Hangars
3600 Presidential
Austin, Texas 78719

City of Austin Request No.: REQUEST NO.
Fercam Group Project Number: PROJECT NO.

From August 16, 2021 through November 19, 2021, an asbestos abatement project was conducted as requested by the City of Austin (Section 2 contains a copy of the Request for Consultant's Proposal and Authorization to Proceed). The on-site asbestos air monitoring and project management services were conducted by Mr. Fernando Yepez, and Mr. Ladi Sodipe, both Texas Department of State Health Services (TDSHS) licensed Project Manager/Air Monitoring Technicians of Fercam Group (Fercam). The abatement activities were conducted in general accordance with the TDSHS Texas Asbestos Health Protection Rules (TAHPR) and in accordance with the Abatement Specifications prepared by Fercam.

The ABIA South Campus Military Hangars is located at 3600 Presidential in Austin, Texas. The asbestos abatement project involved the removal and disposal of an exterior exit door along with caulking. The Scope of Work provided by Fercam is included in Section 3.

The asbestos abatement was conducted within contained work areas. The Abatement Contractor, AAR Incorporated, conducted the abatement of the above referenced areas in an orderly fashion and the final work product met project requirements. Copies of Fercam's Daily Observation Logs are included in Section 4. Daily Air Sampling Logs are included in Section 5 – Table 1.

Following removal of the asbestos-containing material, Final Clearance Samples were collected. The asbestos analysis results met the specified project release criteria. The final clearance air sampling results are included in Section 6 – Table 2. Laboratory and analytical reports for the air sampling conducted are included in Section 7. Photographic

ABIA South Campus Military Hangars
Project No. 2007061 D1
January 14, 2022
Page 2

documentation of the field activities is included in Section 8. Copies of the Consultant and Laboratory licenses and certifications are included in Section 9.

The waste stream resulting from asbestos abatement activities was transported to McCarty Road Landfill (TCEQ Permit No. 261A) by AAR Incorporated (DSHS License No. 400032). A copy of the Waste Manifest is included in Section 4 with the Daily Field Logs and again in Section 10 with the Contractor Closeout documents.

All Project Documentation received from AAR Incorporated prior to the start of work, at the site, and following completion of the work are included in Section 10. During the on-site portion of the project, all paperwork required by Occupational Safety and Health Administration (OSHA) and TDSHS regulations was available and posted where necessary. During the course of the project, a TDSHS compliance inspectors did not visit the project site.

We appreciate the opportunity to serve as your consultant on this project and look forward to the next opportunity to offer our services to the City of Austin's Asbestos, Lead Paint, and Mold Management Group.

Sincerely,



Fernando Yepez
TDSHS Asbestos License No.: 2070286

/dfc

SECTION 2

Request for Proposal

and

Notice to Proceed



CITY OF AUSTIN

REQUEST FOR CONSULTANT'S PROPOSAL (RFP)

2017 ASBESTOS, LEAD PAINT, AND MOLD CONSULTANT SERVICES ROTATION LIST

TO: Fercam 303 E. Main Humble, TX 77338 ATTN: Fernando Yezpe 713-542-5654	DATE: 7/30/2021 FROM: LINDA ARREDONDO / OMAR ALMOUSLLI ASBESTOS/LEAD PAINT, AND MOLD MANAGEMENT GROUP Building Services Department 411 Chicon Street AUSTIN, TEXAS 78702 REQUEST NOs: 21378 (ABIA WR 21023)
--------------------------------------------------------------------------------------------------	----------------------------------------------------------------------------------------------------------------------------------------------------------------------------------------------------------------------------------------------------

NAME OF PROJECT: South Campus Abatement Oversight

STREET ADDRESS: South Campus

AREA OF BUILDING: 15 differendt building

REQUESTED SERVICES:
 PLEASE PREPARE A PROPOSAL FOR THE FOLLOWING INDICATED SERVICES IN ACCORDANCE WITH YOUR STANDING CONTRACT WITH THE CITY OF AUSTIN:

<input type="checkbox"/> LIMITED ASBESTOS INSPECTION OF INDICATED AREA	<input type="checkbox"/> COMPLETE ASBESTOS INSPECTION OF INDICATED AREA
<input type="checkbox"/> LIMITED LEAD-IN-PAINT INSPECTION OF INDICATED AREA	<input type="checkbox"/> COMPLETE LEAD-IN-PAINT INSPECTION OF INDICATED AREA
<input type="checkbox"/> PREPARATION OF SEPCS FOR ABATEMENT OR REMEDIATION	<input type="checkbox"/> AIR MONITORING/OVERSIGHT DURING STRUCTURE DEMOLITION
<input type="checkbox"/> MOLD INSPECTION OF INDICATED AREA	<input type="checkbox"/> AIR MONITORING/OVERSIGHT DURING LEAD PAINT REMEDIATION
<input type="checkbox"/> TCLP & RCRA METALS WASTE CHARACTERIZATION SAMPLING	<input checked="" type="checkbox"/> OTHER <u>Oversite of Asbestos Abatement</u>

REPORTING REQUIREMENT:

VERBAL REPORT OF SAMPLE RESULTS WITHIN 48 HOURS OF SAMPLE COLLECTION

VERBAL ASBESTOS SAMPLE RESULTS BY PCM AT THE END OF THE SAME WORKING DAY

FULL ASBESTOS AND/OR LEAD-IN-PAINT INSPECTION REPORT WITHIN 20 WORKING DAYS

ASBESTOS ABATEMENT, LEAD REMEDIATION, AND/OR DEMOLITION REPORT WITHIN 10 WORKING DAYS OF RECEIVING CLOSE-OUT DOCUMENTS FROM THE ABATEMENT CONTRACTOR

OTHER: Abatement report

CITY OF AUSTIN CONTACT PERSON FOR OBTAINING ACCESS TO THE AREAS TO BE INSPECTED IS:

NAME: Linda Arredondo

TELEPHONE No: 512-530-2466

OTHER INSTRUCTIONS / INFORMATION:

USE ATTACHED FACILITY/BUILDING DRAWINGS/FLOOR PLANS FOR INSPECTION PROJECTS (dra)

USE ATTACHED FACILITY PHOTOS

OTHER: Drawings already provided

BY: OMAR ALMOUSLLI, PROJECT MANAGER	 ODEYDA REYES ENVIRONMENTALIST SR
-----------------------------------------------	--------------------------------------



CITY OF AUSTIN
NOTICE TO PROCEED (NTP)

2017 ASBESTOS, LEAD PAINT, AND MOLD CONSULTANT SERVICES ROTATION LIST

Received: Date 8-16-21 Initial SKN

Forwarded to: _____ Date _____

Completed: _____ Date _____

Approved: _____ Date _____

TO: <u>Fercam</u> <u>303 E Main St</u> <u>Humble, TEXAS</u> ATTN: <u>Fenando Yepes 713-542-5654</u> <input type="checkbox"/> THIS IS CONFIRMATION OF A VERBAL AUTHORIZATION TO PROCEED	DATE: <u>8/18/2021</u> FROM: ASBESTOS/LEAD PAINT, AND MOLD MANAGEMENT GROUP Building Services Department 411 Chicon Street AUSTIN, TEXAS 78702 ASSIGNMENT NO.: <u>91</u> REQUEST NUMBERS: <u>21378 (ABIA #21023)</u>
----------------------------------------------------------------------------------------------------------------------------------------------------------------------------------------------------	----------------------------------------------------------------------------------------------------------------------------------------------------------------------------------------------------------------------------------------

NAME OF PROJECT: South Campus Military Hanger Abatement Oversight

STREET ADDRESS: 3600 Presidential

AREA OF BUILDING: 15 buildings

PROCEED WITH THE WORK DESCRIBED IN YOUR RFP DATED 8/3/2021 AND YOUR STANDING CONTRACT WITH THE CITY OF AUSTIN

FEES WILL BE BASED ON A UNIT COST BASIS WITH A COST NOT TO EXCEED \$79,757.83

THIS NTP COVERS THE FOLLOWING SERVICES

- FULL LEAD-IN-PAINT OR Asbestos INSPECTION (SEE DESCRIPTION IN THE RFP)
- AIR MONITORING AND OVERSIGHT DURING ASBESTOS ABATEMENT AND/OR LEAD-IN-PAINT REMEDIATION (SEE DESCRIPTION IN THE RFP)
- AIR MONITORING AND OVERSIGHT DURING STRUCTURE DEMOLITION (SEE DESCRIPTION IN THE RFP)
- AIR MONITORING AND OVERSIGHT DURING MOLD REMEDIATION (SEE DESCRIPTION IN THE RFP)
- PREPARATION OF SPECIFICATIONS FOR MOLD REMEDIATION (SEE DESCRIPTION IN THE RFP)
- OTHER: Abatement Report

OTHER INFORMATION PROVIDED BY ALMMG:

- COPY OF TEXAS DEPARTMENT OF STATE HEALTH SERVICES - ASBESTOS ABATEMENT NOTIFICATION
- COPY OF DEMOLITION COURT ORDER AND CITY OF AUSTIN DEMOLITION PERMIT (FOR CODE COMPLIANCE DEMOLITION PROJECTS)
- OTHER: _____

INSTRUCTIONS AND NOTES:

- ✓ ALL ASPECTS OF THE PROJECT SHOULD BE COORDINATED WITH THE CITY OF AUSTIN PROJECT MANAGER.
- ✓ THE ONLY PERSON(S) AUTHORIZED TO CHANGE THE SCOPE OF THE PROJECT ARE THE REPRESENTATIVES OF THE CITY OF AUSTIN ROTATION LIST PROJECT MANAGER.
- ✓ BEFORE ADDITIONAL WORK MAY BE PERFORMED OR ADDITIONAL COSTS INCURRED BEYOND WHAT IS SPECIFIED IN THIS NTP, THE CONSULTANT AND THE CITY MUST EXECUTE A WRITTEN SUPPLEMENTAL AMENDMENT. THE CITY, "OWNER" IS NOT RESPONSIBLE FOR ACTION BY THE CONSULTANT OR ANY COST INCURRED BY THE CONSULTANT RELATING TO ADDITIONAL WORK PRIOR TO THE EXECUTION OF THE SUPPLEMENTAL AMENDMENT (SEE SECTION 4.2 OF THE CONTRACT).

DEPARTMENT OF BUILDING SERVICES APPROVAL <u>Odeyda Reyes 08/18/21</u> ODEYDA REYES ENV SCIENTIST SR DATE OMAR ALMOUSLI, PROJECT MANAGER DATE _____ DATE CONTRACT ADMINISTRATION DATE	CONTRACT ADMINISTRATION INFORMATION AGREEMENT PERIOD: <u>FY 2021</u> AMOUNT <u>\$79,757.83</u> FUND Dept: <u>Aviation</u> S.A. NO: <u>PA180000005</u> FDU No.: <u>4910 8107 3425 5588</u> DO NO: <u>21081811317</u>
----------------------------------------------------------------------------------------------------------------------------------------------------------------------------------------------------------------------------	------------------------------------------------------------------------------------------------------------------------------------------------------------------------------------------------------------------------------------

SECTION 3

Scope of Work

and

DSHS Abatement Notification(s)



Austin-Bergstrom
International Airport

Scope of Work

**Asbestos Abatement
Asbestos Containing Materials**

South Terminal Campus

3600 Presidential Blvd

AUSTIN, TEXAS 78719

City of Austin Aviation Department

2716 Spirit of Texas

Austin, TX 78719

(512) 530-2466

February 22, 2021

A handwritten signature in blue ink that reads "Linda A. Arredondo".

Linda A. Arredondo

Licensed Asbestos Consultant

License Number 105323

Expiration Date 11/03/2022

SCOPE OF WORK - ASBESTOS ABATEMENT

**South Campus Abatement (Buildings
8135, 8130, 8175, 8180, 8185, 8190, 8195, 8215,
& 8200) (Bldg. 8125 Demo in Place)
Austin-Bergstrom International Airport
Austin, Texas 78719**

Project/Work Identification

General: Project Name is Asbestos Abatement of Designated South Campus Buildings in preparation for future demolition.

THIS PROJECT IS TO BE CONDUCTED IN ACCORDANCE WITH THE REQUIREMENTS OF TAC 25, SECTION 15, ARTICLE 4477-3A AND 29 CFR 1926.1101.

The location and approximate quantities of asbestos materials provided in these specifications are estimates only and do not include hidden materials not identified. The Contractor is responsible to field verify for actual quantities which these plans and specifications represent. No additional compensation will be made to the Contractor(s) for differences between the estimated quantities and the actual quantities unless prior written approval is obtained from the Owner or his representative

Summary of Work

The work will consist of asbestos abatement to be conducted in the interior and exterior portions of Buildings 8135, 8130, 8175, 8180, 8185, 8190, 8195, 8215, 8200 which are to be abated prior to demolition operations of these and other buildings on the project site. This contract will include the wet demolition and proper packaging, transport and disposal of the demolition debris resulting from the demolition of 8125 which has been deemed structurally unsound.

I. Materials, Quantities and Locations

The abatement shall consist of the removal of all asbestos-containing materials present in the designated work areas regardless of actual quantities. The Contractor is responsible for reviewing the available documents and confirming the quantities of materials present.

For Building 8125 the **Contractor** will also be responsible for the wet demolition and proper packaging, transport and disposal of the demolition debris resulting from the demolition of Building 8125. This work will be conducted by trained and licensed abatement personnel utilizing wet methods and appropriate PPE within a regulated work area. The slab of the building will be left, however the **Contractor** will be responsible for leaving the slab surfaces and adjacent areas in a visually clean condition free of CMU/building materials debris.

All work will be conducted by properly licensed personnel in accordance with applicable Local, State and Federal regulations. The asbestos abatement will consist of the removal and disposal of all quantities of the following materials located within the designated work area.

Building 8135

- Resilient Floor Tile and Mastic – The asbestos-containing resilient floor tile mastic materials identified were noted to be in good condition and were assessed as being non-friable. It is estimated that there exists approximately 1850 square feet of these materials in the building. 3% to 5% Chrysotile
- All Roof Penetration Caulking – The black/grey roof penetration caulking utilized on the roof penetrations on the building were found to contain 20% Chrysotile asbestos. The asbestos-containing roof penetrating caulk materials identified were noted to be in fair condition and were assessed as being non-friable. It is estimated that there exists approximately 30 square feet of these materials on the roof.

Totals:

Floor Tile: 1850 SQ/FT

Roof Penetration Caulking: 30 SQ/FT

Building 8175

- Area M4 – Window Glazing – The interior black window glazing found on the windows in the Tool Crib, the Parts Cleaning Room and the Men's Restroom was found to contain 3% Chrysotile asbestos. The material was found to be in poor condition and was assessed as being friable. It is estimated that there is approximately 300 LF of this material in the above listed area.
- Area M10 – Floor Tile & Mastic – The interior grey floor tile with black mastic found in the Parts Cleaning Storage Room was found to contain 10% Chrysotile asbestos in the floor tile and 5% Chrysotile asbestos in the mastic/tar. The material was found to be in fair condition and was assessed as being non-friable. It is estimated that there is approximately 100 SF of this material in the above listed area.
- Area 13 – Floor Tile & Mastic – The interior light grey floor tile with yellow mastic found in the Utility Room was found to contain 3% Chrysotile asbestos in the floor tile and none in the mastic. The material was found to be in good condition and was assessed as being non-friable. It is estimated that there is approximately 30 SF of this material in the above listed area.
- Area 16 – Floor Tile & Mastic – The interior grey floor tile with brown mastic found in the South Office was found to contain 2% Chrysotile asbestos in the floor tile and none in the mastic. The material was found to be in good condition and was assessed as being non-friable. It is estimated that there is approximately 250 SF of this material in the above listed area.

Linda Amedondo
2/24/21 G-15

- Area 22 – Boiler Gasket – The interior white oil boiler gasket found in the Mechanical Room was found to contain 90% Chrysotile asbestos via PLM analysis by OMNI and 65% in a quality control sample by Moody Labs. The material was found to be in good condition and was assessed as being friable. It is estimated that there is approximately 20 SF of this material in the above listed area.
- Area 23 – Caulking – The exterior black roof penetration caulking found on the roof was found to contain 5% Chrysotile asbestos. The material was found to be in good condition and was assessed as being non-friable. It is estimated that there is approximately 50 SF of this material in the above listed area.
- Area 24 – Caulking – The exterior black/white roof penetration caulking found on the roof was found to contain 20% Chrysotile asbestos in silver layer and 10% Chrysotile asbestos in gray layer. The material was found to be in good condition and was assessed as being non-friable. It is estimated that there is approximately 50 SF of this material in the above listed area.
- Area 25 – Caulking – The exterior grey roof/siding caulking found where the siding meets the roof was found to contain 5% Chrysotile asbestos. The material was found to be in good condition and was assessed as being non-friable. It is estimated that there is approximately 200 LF of this material in the above listed area.
- Area 30 – Caulking – The exterior black window trim caulking found on the southwest wall was determined to contain 20% Chrysotile asbestos. The material was found to be in good condition and was assessed as being non-friable. It is estimated that there is approximately 100 LF of this material in the above listed area.
- Area 38 – Caulking – The exterior dark grey door frame caulking found on all of the external doors was found to contain 20% Chrysotile asbestos by OMNI and 10% Chrysotile asbestos by Moody Labs. The material was found to be in good condition and was assessed as being non-friable. It is estimated that there is approximately 50 LF of this material in the above listed area.
- Area T2 – Pipe Insulation – The 3” interior yellow pipe insulation with white wrap located in the Parts Cleaning Room, the Parts Cleaning Storage Room, the Men’s Restroom, and the Inspection Room was found to contain 3% Chrysotile asbestos in the layer beneath the paint insulation. The material was found to be in good condition and was assessed as being friable. It is estimated that there is approximately 100 LF of this material in the above listed area.
- Area T3 – Pipe Insulation – The 12” interior yellow pipe insulation found in the mechanical room was found to contain 0% Chrysotile asbestos by OMNI; and 2% Chrysotile asbestos by Moody Labs. The material was found to be in good

condition and was assessed as being friable. It is estimated that there is approximately 30 LF, including elbows, of this material in the above listed area.

- Area T4 – Pipe Insulation – The 12” interior yellow elbow pipe insulation found in the mechanical room was found to contain 5% Chrysotile asbestos in the mastic found on the insulation material; however there was no asbestos found in the insulation itself. The material was found to be in good condition and was assessed as being friable. It is estimated that there is approximately 30 LF, including straights, of this material in the above listed area.
- Area T5 – Pipe Insulation – The 6” interior yellow pipe insulation found in the mechanical room was found to contain 5% Chrysotile asbestos in the mastic found on the insulation material; however there was no asbestos found in the insulation itself. Moody Labs determined that there was 10% Chrysotile asbestos found in the mastic as well and none in the insulation. The material was found to be in good condition and was assessed as being friable. It is estimated that there is approximately 20 LF, including elbows, of this material in the above listed area.
- Area T6 – Pipe Insulation – The 6” interior yellow elbow pipe insulation found in the mechanical room was found to contain 5% Chrysotile asbestos in the mastic found on the insulation material; however there was no asbestos found in the insulation itself. The material was found to be in good condition and was assessed as being friable. It is estimated that there is approximately 20 LF, including straights, of this material in the above listed area.
- Area T7 – Pipe Insulation – The interior 2” yellow elbow pipe insulation found in the mechanical room was found to contain 5% Chrysotile asbestos in the mastic found on the insulation material; however there was no asbestos found in the insulation itself. Moody Labs determined that there was 2% Chrysotile asbestos found in the mastic as well and none in the insulation. The material was found to be in good condition and was assessed as being friable. It is estimated that there is approximately 40 LF, including straights, of this material in the above listed area.
- Area T8 – Pipe Insulation – The interior 2” pipe insulation found in the mechanical room was found to contain 5% Chrysotile asbestos in the mastic on the insulation material; however there was no asbestos found in the insulation itself. The material was found to be in good condition and was assessed as being friable. It is estimated that there is approximately 10 LF, including elbows, of this material in the above listed area.

Totals:

Pipe Insulation: 1125 LF
 Window Glazing: 300 LF
 Floor Tile: 370 SF
 Roof Penetration Caulk: 125 SF
 Window Caulk: 100 LF

Door & Window Frame Caulking: 150 LF
Boiler Room Gasket: 20 SF

Building 8180

- Area 20 – Caulking_– The exterior white roof penetration caulking found in the southwest and southeast roof penetrations was found to contain 10% Chrysotile asbestos. The material was found to be in good condition and was assessed as being non-friable. It is estimated that there is approximately 20 SF of this material in the above listed area.
- Area 25 – Roof Flashing_– The exterior black/grey/brown roof flashing found on the southwest and southeast roofs was found to contain 2% Chrysotile asbestos by OMNI, and 3% by Moody Labs from a quality control sample. The material was found to be in good condition and was assessed as being non-friable. It is estimated that there is approximately 300 SF of this material in the above listed area.
- Area 26 – Caulking_– The exterior grey roof caulking found on the east and west walls of the main hangar was found to contain 20% Chrysotile asbestos. The material was found to be in good condition and was assessed as being non-friable. It is estimated that there is approximately 50 SF of this material in the above listed area.

Area 30 – Window Glazing_– The exterior white window glazing found on all of the doors with windows throughout the facility was found to contain 3% Chrysotile asbestos. The material was found to be in good condition and was assessed as being non-friable. It is estimated that there is approximately 20 SF of this material in the above listed area.

- C001 Mastic_– The interior white pipe mastic located on all the pipes throughout the facility was found to contain 5% Chrysotile asbestos. The material was found to be in good condition and was assessed as being non-friable. It is estimated that there is approximately 200 SF of this material in the above listed area.
- C002 Floor Tile w/ Mastic_– The interior tan resilient floor tile located in Room 16 was found to contain 2% Chrysotile asbestos in the floor tile and 5% Chrysotile asbestos in the Mastic/Tar. The material was found to be in good condition and was assessed as being non-friable. It is estimated that there is approximately 400 SF of this material in the above listed area.

Totals:

Roof Flashing & Chalking: 390 SF
Pipe Mastic: 200 SF
Window Glazing: 20 SF
Floor Tile and Mastic: 900 SF

Lucinda Anedondo
2/28/21

Building 8185

- Area M20 – Vent Caulking_– The exterior light grey vent caulking found on the south, east, and west walls was found to contain 2% Chrysotile asbestos. The material was found to be in good condition and was assessed as being non-friable. It is estimated that there is approximately 50 LF of this material in the above listed area.
- Area M22 – Seam Caulking_– The exterior grey duct seam caulking found on the exterior A/C unit located in the central southwest area was found to contain 5% Chrysotile asbestos. The material was found to be in good condition and was assessed as being non-friable. It is estimated that there is approximately 20 SF of this material in the above listed area.
- C002 – Floor Tile_– The interior green w/ white streaks resilient floor tile located in the Egress Office was found to contain 2% Chrysotile asbestos in the floor tile; and 5% Chrysotile asbestos in the tar/ mastic. The material was found to be in good condition and was assessed as being non-friable. It is estimated that there is approximately 500 SF of this material in the above listed area.

Totals:

Vent & Duct Insulation: 70 SF
 AHU Pipe Insulation: 1000SF
 Floor Tile & Mastic: 500

Building 8130

- Area M5 –Damper_– The interior brown A/C duct vibration damper located on the northwest lower duct was found to contain 90% Chrysotile asbestos. The material was found to be in damaged condition and was assessed as being friable. It is estimated that there is approximately 10 SF of this material in the above listed area.
- Area M13 – Caulking_– The exterior grey roof patch caulking found on the east and west mechanical shed roof was found to contain 10% Chrysotile asbestos. The material was found to be in fair condition and was assessed as being non-friable. It is estimated that there is approximately 20 SF of this material in the above listed area.
- Area M14 – Caulking_– The exterior black/grey steel support penetration caulking found on the north, east, and west exterior walls was found to contain 10% Chrysotile asbestos. The material was found to be in fair condition and was assessed as being non-friable. It is estimated that there is approximately 50 SF of this material in the above listed area.

Linda Anedondo
 2/24/21

- Area M15 – Caulking_– The exterior dark grey mezzanine roof to east wall caulking found on the east and west mechanical shed roof was found to contain 10% Chrysotile asbestos. The material was found to be in fair condition and was assessed as being non-friable. It is estimated that there is approximately 20 SF of this material in the above listed area.
- Area M17 – Caulking_– The exterior green/blue wall vent caulking found on the east and west wall vents near the roof peak was found to contain 20% Chrysotile asbestos. The material was found to be in fair condition and was assessed as being non-friable. It is estimated that there is approximately 10 SF of this material in the above listed area.
- Area M20 – Mastic_– The interior black/yellow round found on the northeast and northwest round duct was found to contain 5% Chrysotile asbestos. The material was found to be in fair condition and was assessed as being non-friable. It is estimated that there is approximately 30 SF of this material in the above listed area.
- Area M21 – Cloth Damper_– The interior white cloth vibration damper found on the northeast round duct was found to contain 50% Chrysotile asbestos. The material was found to be in good condition and was assessed as being non-friable. It is estimated that there is approximately 5 SF of this material in the above listed area.

Totals:

Vibration Dampers: 15 SF
 Roof Caulking: 60 SF
 Wall Caulking: 60 SF
 Duct Mastic: 30 SF

Building 8190

- Area M16 – Caulking_– The exterior gray calking found on the around the door frames and windows frames was found to contain 5% Chrysotile asbestos. The material was found to be in good condition and was assessed as being non-friable. It is estimated that there is approximately 600 LF of this material in the above listed area.
- Area M22 – Roof Flashing_– The exterior black roof flashing found on the roof was found to contain 5% Chrysotile asbestos via the QA/QC PLM analysis performed by Moody Labs. The material was found to be in good condition and was assessed as being non-friable. It is estimated that there is approximately 250 LF of this material in the above listed area.

Linda Amador
 7/24/21

Totals:

Caulking door & Window frames: 600 LF

Roof Flashing: 250 LF

Building 8195

- Homogeneous Material 04 (Black Window glazing compound): This material contained 5% Chrysotile. Approximately 150 square feet of material was present.
- Homogeneous Material 09 (Gray Vapor barrier): This material contained 20% Chrysotile. Approximately 600 square feet of material was present.
- Homogeneous Material 12 (Black Roofing Tar): This material contained 10% Chrysotile. Approximately 50 square feet of material was present. At the time of sampling, the material had the potential for future damage and was in a non-friable condition.
- Homogeneous Material 19 (12"x12" Beige Floor Tile with black mastic): This material contained 3%-5% Chrysotile. Approximately 500 square feet of material was present. At the time of sampling, the material had the potential for future damage and was in a non-friable condition.
- Homogeneous Material 21 (Beige HVAC duct mastic): This material contained 5% Chrysotile. Approximately 1,000 square feet of material was present. At the time of sampling, the material had the potential for future damage and was in a non-friable condition.
- Homogeneous Material 23 (Beige Pipe wrap): This material contained 5% Chrysotile. Approximately 30 square feet of material was present. At the time of sampling, the material had the potential for future damage and was in a non-friable condition.
- Homogeneous Material 24 (12"x12" Gray Floor tile with black mastic): This material contained 5% Chrysotile. Approximately 1,200 square feet of material was present. At the time of sampling, the material had the potential for future damage and was in a non-friable condition.
- Homogeneous Material 25 (Beige Smooth Drywall walls with joint compound): This material contained 3% Chrysotile. Approximately 300 square feet of material was present. At the time of sampling, the material had the potential for future damage and was in a non-friable condition.
- Homogeneous Material 29 (12"x12" Blue Floor tile with black mastic): This material contained 2%-5% Chrysotile. Approximately 50 square feet of material was present. At the time of sampling, the material had the potential for future damage and was in a non-friable condition.
- Homogeneous Material 30 (Beige Vinyl sheet): This material contained 3% Chrysotile. Approximately 120 square feet of material was present.
- Homogeneous Material 31 (White Sink undercoating): This material contained 5% Chrysotile. Approximately 8 square feet of material was present. At the time of sampling.

Total:

Various Floor Tiles throughout Building: 17,900 SF
 White Under sink Coating: 8 SF
 Window Glazing: 150 SF
 Gray Vapor Barrier: 600 SF
 Beige smooth drywall w/ joint compound: 300 SF
 Beige HVAC duct mastic: 1000 SF
 Beige pipe Wrap: 30 SF

Building 8200

- Area M5 – Door Caulking_– The interior white door caulking found on all of the interior doors was found to contain 5% Chrysotile asbestos. The material was found to be in good condition and was assessed as being non-friable. It is estimated that there is approximately 1,500 LF of this material in the above listed area.
- Area M6 – Door Caulking_– The interior white caulking around doors in Rooms 1, 50, and 51 was found to contain 2% Chrysotile asbestos. The material was found to be in good condition and was assessed as being non-friable. It is estimated that there is approximately 70 LF of this material in the above listed area.
- Area M8 – Laminate Flooring_– The interior brown single sheet laminate flooring with yellow glue and leveling compound found in Rooms 1 and 2 was found to contain 10% Chrysotile asbestos. The material was found to be in good condition and was assessed as being non-friable. It is estimated that there is approximately 1,020 SF of this material in the above listed area.
- Area M12 – Window Caulking_– The interior white window caulking found on the interior windows was found to contain 5% Chrysotile asbestos. The material was found to be in good condition and was assessed as being non-friable. It is estimated that there is approximately 200 LF of this material in the above listed area.
- Area M16 – Floor Tile_– The interior black 12” x 12” resilient floor tile with black and yellow mastic found in Room 14 was found to contain 3% Chrysotile asbestos. The material was found to be in good condition and was assessed as being non-friable. It is estimated that there is approximately 250 SF of this material in the above listed area.
- Area 17 – Floor Tile_– The interior pink w/ white streaks 12” x 12” resilient floor tile located in Rooms 14, 15, 51, 52, 53, 54, and 55 was found to contain 3% Chrysotile asbestos. The material was found to be in good condition and was assessed as being non-friable. It is estimated that there is approximately 3,100 SF of this

Linda Avedondo
 2/24/21

material in the above listed area.

- Area T7 – Pipe Insulation_– The interior 4” yellow pipe insulation located in Mechanical Rooms 5 and 32 was found to contain <1% Chrysotile asbestos. The material was found to be in good condition and was assessed as being non-friable. It is estimated that there is approximately 20 LF of this material in the above listed area.
- Area T8 – Pipe Insulation_– The interior 2” yellow pipe insulation located in Mechanical Rooms 5 and 32 was found to contain <1% Chrysotile asbestos. The material was found to be in good condition and was assessed as being non-friable. It is estimated that there is approximately 20 LF of this material in the above listed area.

Total:

White Caulking: 1900 LF

Laminate Flooring: 1020 SF

Floor Tile & Mastic: 3400 SF

Pipe Insulation: 40 LF

Building 8210

- Area M3 – Floor Tile_– The interior light grey resilient floor tile with the grey streaks located in rooms A, B, C, D, and E was found to contain 2% Chrysotile asbestos in the floor tile and 5% Chrysotile asbestos in the Tar/Mastic. The material was found to be in poor condition and was assessed as being non-friable. It is estimated that there is approximately 2400 SF of this material in the above listed area.
- Area M4 – Roof Caulking_– The exterior white roof caulking found on the roof was found to contain 20% Chrysotile asbestos. The material was found to be in poor condition and was assessed as being non-friable. It is estimated that there is approximately 200 LF of this material in the above listed area.
- Area M8 – Roof Tar_– The exterior black/ tan/ silver roof tar found on the roof was found to contain 20%% Chrysotile asbestos in the tar, and 5% Chrysotile asbestos in the tan layer. However, the QA/QC PLM sample analysis revealed 5% Chrysotile asbestos in the tar, and 3% Chrysotile asbestos in the Sealant layer. The material was found to be in poor condition and was assessed as being non-friable. It is estimated that there is approximately 75 SF of this material in the above listed area.
- Area M6 – Window Caulking_– The exterior clear window caulking located on the exterior windows was found to contain 16% Chrysotile asbestos in a grey layer of

Linda Anedondo
2/24/21

the caulking. The material was found to be in poor condition and was assessed as being non-friable. It is estimated that there is approximately 130 LF of this material in the above listed area.

Total:

Floor Tile: 2400 SF
 Roof Caulking: 200 LF
 Roof Tar: 75 SF
 Window Caulking: 130 LF

Building 8215

- **Area M3 – Floor Tile** – The interior resilient floor tile, white w/ light grey streaks and black mastic located in Rooms A and B was found to contain 2% Chrysotile asbestos in the floor tile and 5% Chrysotile asbestos in the mastic/tar. In a QA/QC sample analysis, Moody Labs detected 3% Chrysotile asbestos mastic/tar. The material was found to be in poor condition and was assessed as being non-friable. It is estimated that there is approximately 600 SF of this material in the above listed area.
- **Area M4 – Floor Tile** – The interior resilient floor tile, pink w/ white streaks and yellow mastic located in Rooms C and D was found to contain 2% Chrysotile asbestos in the floor tile. The material was found to be in poor condition and was assessed as being non-friable. It is estimated that there is approximately 525 SF of this material in the above listed area.

Total:

Floor Tile: 1125 SF

Building 8220

- **Resilient Floor Tile** - The 12" x 12" tan floor tile with black mastic materials (sometimes under carpet) utilized on floors in Room 111; the southwest portion of Room 118; Room 129; Rooms 134, 136, 138, 139, 142, and 144; the northeast Hall areas, southwest Hall area, Room 148A, Room 155, 156, 157, and the south-central Hall; the south-central Police Corridor/ Copy Area, Rooms 167 and 168, and the east half of Room 174 were found to contain 5% Chrysotile asbestos in black mastic. The asbestos- containing resilient floor tile mastic materials identified were noted to be in good condition and were assessed as being non-friable. It is estimated that there exists approximately 3,700 square feet of these materials in the building.
- **Residual Floor Mastic** - The black mastic materials utilized on floor under the carpet in Room 154 were found to contain 5% Chrysotile asbestos in the black mastic. The asbestos-containing mastic materials identified were noted to be in good condition and were assessed

Linda Anedondo
 2/24/21

as being non-friable. It is estimated that there exists approximately 300 linear feet of these materials in the building.

- Rolled Sheet Flooring— The cream sheet flooring 12" x 12" square design over tile with black mastic utilized on the floor in Room 160 were found to contain 5% Chrysotile asbestos in black mastic. The asbestos-containing mastic materials identified were noted to be in good condition and were assessed as being non-friable. It is estimated that there exists approximately 100 square feet of these materials in the building.

Total:

Floor tile: 4100 SF

II. Work Practices

The contractor is required to remove all ACM following the criteria specified in appropriate sections of the Master Specification as a minimum.

Prior to work activities, the building HVAC shall be turned off in the work area and all vents sealed. The contractor is required to perform this work using full negative pressure containments, HEPA vacuums and wet removal methods as specified in the appropriate section of the Master Specifications. At no time shall material be allowed to accumulate on the floor or be allowed to dry. **The exhausts for the negative pressure machines will be ducted out the nearest window or door.** Following a visual inspection by the owner representative and prior to clearance testing the contractor shall encapsulate the interior of the containment and working surface.

Chemical solvents may be allowed for removal of mastics long as 1) the manufacturer's recommendations are strictly adhered to, 2) the flash point of the solvent is greater than 140 degrees Fahrenheit, 3) the workers use appropriate organic filters and PPE, and 4) the solvent does not damage any remaining fixtures. Contractor shall have on site, a functioning eye wash station.

The contractor shall use properly secured spiral-reinforced duct for the HEPA-exhaust. The duct shall be attached to the exhaust ports of the HEPA Filtration units using clamps or fasteners to assure that the duct work stays secured to the exhaust ports.

All asbestos containing materials shall be adequately wetted with amended water or a removal encapsulant prior to and during the removal. The contractor can start the removal process after the Owner's Representative is satisfied that the ACM has been adequately wetted. The Owner's Representative has been given the authority to present the contractor with either a written or verbal Stop Work Order if they notice that any ACM is being removed without it being adequately wetted or if they become aware of any deviation from the project specifications or Department of State Health

Linda Anedondo
2/24/21

Services Regulations.

Clearance shall be obtained by TEM method as outlined in the Master Specification. If the work area fails clearance testing, then the contractor shall reclean the entire work area and all additional clearance sampling that is required at no cost to the owner.

All equipment used on this project (i.e. HEPA-vacuums, negative air machines) shall be free of any visible debris and operational defects. The Owner's Representative along with the contractor's designated supervisor shall inspect all equipment prior to it being brought into the work area. If any debris found on the equipment is suspected to be ACM, the equipment shall be wet wiped and decontaminated. **The decontamination of the equipment shall not take place on the project site.**

The contractor shall submit a work plan detailing the work procedures they will employ. This work plan shall be reviewed and approved by the Owner's Representative prior to any removal work.

The contractor shall adequately staff this project so that it is completed in accordance with the contract documents. If the project is not completed within this time frame, the Owner will back charge the Contractor for any additional charges incurred by the owner to complete this project.

The contractor shall provide all workers working in the vicinity of active electrical sources with appropriate protective equipment including insulating gloves, boots, and non-conductive tools (while HEPA-Vacuuming).

The Contractor shall submit the names and experience of at least 2 properly licensed supervisors to be used to conduct this asbestos abatement project. The Contractor shall not substitute a project supervisor without the prior approval of the owner.

The abatement must comply with these Specifications: the Environmental Protection Agency (EPA), the Occupational Safety and Health Administration (OSHA), State of Texas and local regulations. Whenever there is a conflict or overlap of the above references, the most stringent provisions are applicable.

The Contractor will inform the Owner and Owner's Representative of any hidden or unidentified conditions which may result in a change order or additional cost to the bid price of the contract.

This notice will require written approval by the Owner's Representative prior to accomplishing the additional work

ASBESTOS ABATEMENT

The abatement of all asbestos containing materials shall be performed using negative

pressure containments where glove bags aren't used, in accordance with the Master Specification.

INSPECTION:

Prior to commencement of work, inspect all areas in which work will be performed. Prepare a listing of damage to structure, surfaces, equipment or of surrounding properties which could be misconstrued as damage resulting from the work. Photograph or video tape existing conditions as necessary to document conditions. Submit to Owner's Representative prior to starting work.

PLAN OF ACTION:

Submit a detailed plan of the procedures proposed for use in complying with the requirements of this Specification. Include in the plan the location and layout of decontamination areas, the sequencing of asbestos work, the interface of trades involved in the performance of work, methods to be used to assure the safety of building occupants and visitors to the site, disposal plan including location of approved disposal site, and a detailed description of the methods to be employed to control pollution. Expand upon the use of portable HEPA ventilation system, closing out of the area HVAC system, method of removal to prohibit visible emissions in work area, and packaging of removed asbestos debris. The plan must be approved by the Owner's Representative prior to commencement of work.

POTENTIAL ASBESTOS HAZARD:

The disturbance or dislocation of asbestos containing materials may cause asbestos fibers to be released into the building's atmosphere, thereby creating a potential health hazard to workers and building occupants. Apprise all workers, supervisory personnel, subcontractors and consultants who will be at the jobsite of the seriousness of the hazard and of proper work procedures which must be followed.

Where in the performance of the work, workers, supervisory personnel, subcontractors, or consultants may encounter, disturb, or otherwise function in the immediate vicinity of any identified asbestos containing materials, take appropriate continuous measures as necessary to protect the building from the contamination with airborne asbestos. Such measures shall include the procedures and methods described herein, and compliance with regulations of applicable federal, state and local agencies.

Removal

The **Contractor** will perform the removal and disposal in accordance with current Local, State and Federal regulations.

Linda Anderson
2/24/21

1. **Asbestos-Containing Resilient Floor Tile and Mastic:** Comply with wet removal procedures. Removal shall be accomplished under negative air pressure within a contained area equipped with an integral three-chambered wet decontamination unit. Critical barriers consisting of 6-mil poly will be installed on all building openings. A full containment consisting of walls of two layers of 4-mil poly will be constructed. Inverted prep will not be required; however, negative pressure (minimum of -0.020 in/H²O) will be maintained in all contained work areas at all times during removal activities. A functioning manometer will be required to show proof of appropriate pressure. Where specified for removal, the floor tile and associated mastic materials will be removed in their entirety and disposed of as ACM.

Any carpet and/or upper layers of floor covering material installed atop asbestos-containing resilient floor tile and/or black floor tile mastic materials will be removed within the contained area and shall be disposed of as ACM.

The floor tile and associated mastic materials will be addressed as follows: Any remaining carpet will be removed and if installed atop residual black mastic shall be disposed of as ACM. Spray asbestos-containing materials with amended water or removal encapsulant. During the removal of the floor tile and mastic materials, continual wetting of the materials will occur. The flooring materials will be removed as intact as possible. Where appropriate and at the discretion of the **Consultant**, Resilient Floor Covering Institute (RFCI) removal procedures may be utilized for floor tile and mastic removal. For asphaltic based mastics, a low odor emulsifying type mastic remover designed for asbestos abatement purposes may be used. If a mastic remover is utilized, it will have a flash point greater than 140° F. A buffer may be utilized during non-RFCI mastic removal activities. If any flooring materials extend beneath non-load bearing walls, the bottom plate of the walls will be removed to access the flooring materials for removal. All work area teardown materials will be treated as ACM. The removed bottom wall plates will be disposed of as ACM. The waste resulting from the removal operations will be double bagged, labeled and disposed of in accordance with the State and Local Regulations. Following removal operations, the remaining exposed walls/ceilings and/or structural members will be sprayed with a lockdown encapsulant designed for asbestos abatement purposes.

2. **Asbestos-Containing Window/Door Sealant Materials:** Comply with wet removal procedures. Workers shall wear proper protective equipment during removal and decontaminate through a remote wet decontamination unit erected in a central location readily accessible to the workers. Removal of the asbestos-containing window/door sealant materials shall be accomplished within an

exterior regulated work area by manually removing sealant from the window/door frame openings until the substrate (frame and hangar main door) is visually free of residual sealant materials. The exterior regulated work area will consist of asbestos specific barrier tape, a single layer of 6-mil polyethylene as a minimum, covering the inside of the window/door opening to act as a critical barrier, and a single layer drop cloth of 6-mil polyethylene, as a minimum, covering the area in the vicinity and below the walk door work areas.

The window/door frame sealant materials will be addressed as follows: Spray asbestos- containing materials with amended water or removal encapsulant. Manually remove the sealant from the opening between the window/door frame component and the building exterior components (metal, brick, etc.). Following removal of the window/door sealant, the gap between the frame and building exterior where removal has occurred shall be wet wiped and/or HEPA vacuumed until the substrate is clean. The debris which accumulates on the drop cloths shall be kept wet and placed into disposal bags as soon as practical. Loose, unbagged waste materials will not remain in the work area after the end of the work shift. All regulated area teardown materials will be treated as ACM. The removed window/door sealant and all waste resulting from the removal operations will be double bagged/wrapped, labeled and disposed of in accordance with the guidelines discussed in Item E of this section. Following removal operations, the remaining exposed walls and/or structural members will be sprayed with a lockdown encapsulant designed for asbestos abatement purposes.

3. **Asbestos-Containing Seam Mastic, Roof Penetration/Vent Mastic, Gutter Lining and Roof Felt Materials:** Comply with wet removal procedures.

Workers shall wear proper protective equipment during removal and decontaminate through a remote wet decontamination unit erected in a central location readily accessible to the workers. Removal of the asbestos-containing seam mastic/roof felt materials shall be accomplished within an exterior regulated work area by manually removing the sealant from the steel substrate materials and/or roof deck leaving the substrate materials visually free of residual sealant or felt materials.

The exterior regulated work area will consist of asbestos specific barrier tape, a single layer of 6-mil polyethylene drop cloth covering the roof opening(s) where the vent components will be withdrawn and on the roof area adjacent to the vent(s).

The seam mastic/roof felt materials will be addressed as follows: Spray asbestos-containing materials with amended water or removal encapsulant. Manually remove the vent, roof sheet, and/or gutter component with the roof mastic applied

to the exterior and wrap the removed component in two layers of 6-mil polyethylene sheeting for disposal. Following manual removal of the roof component, remove the roofing materials from a ring approximately one foot back from the vent/penetration. The debris which accumulates on the drop cloths shall be kept wet and placed into disposal bags as soon as practical. Loose, unbagged waste materials will not remain in the work area after the end of the work shift. All regulated area teardown materials will be treated as ACM. All waste resulting from the removal operations will be double bagged/wrapped, labeled and disposed of in accordance with State and local regulations. Following removal operations, the remaining exposed substrate and/or structural members will be sprayed with a lockdown encapsulant designed for asbestos abatement purposes.

4. **Asbestos-Containing Domestic Water Fitting Insulation Materials (Glove-bag Method):** It is intended that the cutting and/or removal of any pipe insulation material will be conducted by the Glove-bag method within a regulated area. The Contractor will not be responsible for capping any pipe fittings, as it is intended that removal operations shall not disturb any piping itself which will remain intact until reused/terminated by others.

The Glove-bag removal work area(s) will be regulated with barrier tape and appropriate signage shall be placed on the work area entry.

Install critical barriers on windows and doors that will not be utilized during removal operations. Install flaps on the door(s) that will be utilized during removal operations. Drop

sheets will be installed in the area below the pipe insulation which will be removed. Place drop sheets in a manner which will cover the area below the glove-bag(s) and any area where workers stand when working within the glove-bag. A remote three chambered wet decontamination system will be set-up in a central location accessible from each work area.

Check pipe where the work will be performed. Wrap damaged (broken lagging, hanging, etc.), pipe insulation in 6 mil plastic and "candy-stripe" with adhesive tape. Place one layer of adhesive tape around undamaged insulation at each end where the Glove-bag will be attached. Glove-bags shall not be used when surface temperatures exceed 150 degrees F.

Slit top of the Glove-bag open (if necessary) and cut down the sides to accommodate the size of the pipe (about two inches longer than the pipe diameter). Place necessary tools into the pouch located inside the Glove-bag. This will usually include: bone saw, utility knife, rags, scrub brush, wire cutters, tin snips and pre-wetted cloth. Place one strip of adhesive tape along the edge of the open top slit of Glove-bag for reinforcement.

Place the Glove-bag around section of pipe to be worked on, then staple top together through reinforcing adhesive tape. Next, adhesive tape the ends of Glove-bag to pipe itself, where previously covered with plastic or adhesive tape.

Test the seal of each glove bag with a smoke tube and aspirator bulb. Place tube into water sleeve (two-inch opening to Glove-bag) squeezing bulb and filling bag with visible smoke. Remove smoke tube and twist water sleeve closed. While holding the water sleeve tightly, gently squeeze Glove-bag and look for smoke leaking out (especially at top and ends of the Glove-bag). If leaks are found, make repairs using adhesive tape and re-test.

Remove pipe insulation from inside the Glove-bag as follows:

Insert wand from garden sprayer through water sleeve. Adhesive tape water sleeve tightly around the wand to prevent leakage. Insert wand from garden sprayer through water sleeve. Adhesive tape water sleeve tightly around the wand to prevent leakage.

Two workers are required to operate each glove-bag. One person places his hands into the long-sleeved gloves while the second person directs garden sprayer at the work.

Thoroughly wet insulation with amended water or removal encapsulant and allow to soak in. Wet adequately to penetrate and soak material through to substrate. Use a bone saw, if required, to cut insulation at each end of the section to be removed. A bone saw is a serrated heavy gauge wire with ring-type handles at each end. Throughout this process, spray amended water or removal encapsulant on the cutting area to keep dust to a minimum. Remove insulation using putty knives, wire brushes or other tools. Place pieces of insulation in the bottom of bag without dropping.

Seal exposed ends of remaining straight-run pipe insulation from inside the Glove-bag.

Rinse tools with water inside the bag and place back into pouch. Using scrub brush, rags and water, scrub and wipe down the exposed pipe. Remove water wand from water sleeve and attach the small nozzle from HEPA-filtered vacuum. Turn on the HEPA vacuum and fully collapse the glove-bag. Remove the vacuum nozzle, twist water sleeve closed and seal with adhesive tape.

In Exterior Locations Where Non-Friable Materials are to be removed (window/door caulk/glazing materials and roofing materials), the work area will be Regulated with appropriate barrier tape and the Contractor shall display all appropriate OSHA and TDSHS signage. The Workers shall be in proper protective equipment and decontaminate through a single-chamber decontamination wet decontamination unit erected in a central location accessible to the workers. Critical barriers shall be placed on all window/roof openings adjacent to the work. The materials will be removed in an exterior regulated area with a single layer of 6-mil polyethylene affixed to the wall below each work area and placed in a manner where workers and all debris shall remain on the drop cloth throughout the work period.

Linda Aneduro
2/24/21

In the Exterior Location Adjacent to Building 8125 which is to be demolished in place, the work area will be regulated with appropriate barrier tape and the Contractor shall display all appropriate OSHA and TDSHS signage. The Workers shall be in proper protective equipment and decontaminate through a single-chamber decontamination wet decontamination unit erected in a central location accessible to the workers. Polyethylene sheeting shall be placed at least 10 feet out from all building elevations during the demolition and waste loading operations. The building debris which results from the wet demolition shall be maintained in an adequately wet condition from the period just prior to demolition until the materials are placed within the polyethylene lined dumpster(s). Debris and polyethylene sheeting associated with the building shall be rolled up and placed in the dumpster at the end of each work shift and shall not remain in-place overnight.

CONTRACTOR USE OF PREMISES:

General: The Contractor shall limit his use of the premises to the work indicated.

Use of the Site: Confine operations at the site to the areas permitted under the contract. Portions of the site beyond areas on which work is indicated are not to be disturbed. Conform to site rules and regulations affecting the work while engaged in project abatement.

Keep existing driveways, parking spaces and entrances serving the premises clear and available to the Owner and his employees at all times.

Do not unreasonably encumber the site with materials or equipment. Confine stockpiling of materials and location of storage to areas indicated at the pre-abatement meeting.

Lock automotive type vehicles, such as passenger cars and trucks and other mechanized or motorized construction equipment, when parked and unattended, so as to prevent unauthorized use. Do not leave such vehicles or equipment unattended with the motor running or the ignition on.

Owner Occupancy: The building will not be occupied by the Owner during the asbestos abatement project.

SUBMITTALS

Before the start of work: Submit the following to the owner and Owner's Representative for review. Do not begin work until these submittals are returned with the Owner's signature indicating that the submittal is returned for unrestricted use or final but restricted use.

Allow 3 days time for review of submittals.

- A. Plan of Action: Submit as a written report.**
- B. Inspection: Include copies of all photographs, video tapes, etc**
- C. Alternative Methods: Submit in writing, any alternative methods proposed to accomplish this work**
- D. Submit copies of valid and current TDSHS Asbestos Licensing and associated training certificates for all worker and supervisors at the work site.**

Special Specifications:

In addition to the work procedures outlined in the Master Specifications which apply to the project described herein, the following Special Specifications apply:

The Contractor shall conduct abatement work in accordance with the current revisions to the Department of State Health Services Rules.

-END OF SECTION-

Linda Anedondo
2/24/21

AUS South Campus Scope of Work

Addendum 1

8/13/21

Item 1. Due to the Scope of Work for this project being written prior to the new TDSHS rules, the contractor will not be using inverted prep on the ceiling for removal of non-friable floor tile and mastic. Negative pressure in the containment will be increased from 0.020 to 0.025 which will increase protection to public health. All other friable materials will require full containment in accordance with the City of Austin Asbestos Master Specifications and TDSHS requirements.

Luella Amador 8/13/21

Project Manager

Contractor Signature & Date

Please sign & return

AUS South Campus Scope of Work**Addendum 2****9/14/21****Glove Bagging Modification of Pipe Insulation:**

Please note that this addendum is intended for removal of pipe insulation and piping as a whole component in manageable Sections up to eight feet (8') that are completely abandoned and are depressurized. Any piping that has been utilized for any natural gas or chemicals will not be included unless approved by ABIA Safety Officer Shelley Buchman and shall be glove-bagged or removed as originally specified.

Glove bag Candy Stripe Wrapping:

Contractor may glove bag two ends of a pipe run, tape off the two insulation ends to seal the open ends left by glove bag removal, then wrap the remaining insulation in between the two glove bagged sections with 6 mil polyethylene and duct tape. Pipe and insulation can be cut down as a whole component, properly labeled and placed into the asbestos waste dumpster.

Reada Benedetti 9/14/21

Project Manager & Date

Contractor Signature & Date

Please sign & Return

Notification Data Summary

2021/07/28

Page 1 of 3

Notification Number **2021005258**
Status **Original**

Facility Owner

Name **City of Austin Aviation**
Attention **Linda Arredondo**
Address **3600 Presidential**
AUSTIN, TX 78719
Phone **512-423-2333**

Section I - Facility Information

Type **Public**
Is this a phased abatement project? **No**
Facility **ABIA South Campus Abatement**
3600 Presidential BLVD
TRAVIS
AUSTIN, TX
78719
Facility Contact **Linda Arredondo**
Phone **512-530-2466**
Area Description/ Room Number **Old Hangers and Buildings Located on the**
South Campus
Age of building **50 years**
Size **172749 square feet**
Number of floors **1**
Is Building Occupied? **No**
Is the facility a School K-12? **No**
Date of Asbestos Survey/NESHAP Inspection **Dec 10, 2020**
Analytical Method **PLM**

Section II - Type of Notification

Type **Original**
Is this project an emergency? **No**

Section III - Type of Work/Schedule

Type **Abatement**
Asbestos Abatement Work Schedule
Start Date **Aug 16, 2021**
End Date **Nov 06, 2021**
Day(s) of Operation **Mon, Tue, Wed, Thu, Fri,**
Work Hours **7:00 AM to 5:00 PM**
Select abatement methods to be used **Full Containment/RFCI**

Section IV - Asbestos to be Affected by Abatement/Demolition Activity

<hr/>	
Interior Category I non-friable removed	
Linear Feet	0
Square Feet	31500
Interior Category II non-friable removed	
Linear Feet	4050
Square Feet	0

Section V - Description of work practices

Description	Removal of Asbestos containing material: piping, walls, floor tile & roofing using full containment, and glove bag methods as required.
-------------	----------------------------------------------------------------------------------------------------------------------------------------------------

Section VI - Project Personnel

<hr/>	
Asbestos Abatement Contractor	
Name	AAR Incorporated
Attention	Bill Post
Address	6640 Signat RD HOUSTON, TX 77041
Phone	713-466-6800
Jobsite Phone	512-751-4007

<hr/>	
Project Consultant	
Name	Fercam Gtroup
Attention	Fernando Yepez
Address	303 E. Main St. HUMBLE, TX 77338
Phone	281-446-4371

<hr/>	
Waste Disposal Site	
TCEQ Permit #	2123
Name	Texas Disposal System
Attention	Site Manager
Address	7500 FM 1327 Buda, TX 78610
Phone	512-421-1300

<hr/>	
Waste Transporter	
Name	AAR Incorporated
Attention	Bill Post
Address	6460 Signat RD HOUSTON, TX 77041
Phone	512-750-4007

Certification Statement

Name	Linda Arredondo
Title	Occupational Environmental Health & Safety Manager
Company Affiliation	City of Austin Aviation Department
Phone	512-530-2466
Email	linda.arredondo2@austintexas.gov
Date	Jul 28, 2021

Notification Data Summary

2021/09/27

Page 1 of 3

Notification Number **2021005258**
 Status **Amendment # 1**

Facility Owner

Name **City of Austin Aviation**
Attention **Linda Arredondo**
Address **3600 Presidential**
AUSTIN, TX 78719
Phone **512-423-2333**

Section I - Facility Information

Type **Public**
Is this a phased abatement project? **No**
Facility **ABIA South Campus Abatement**
3600 Presidential BLVD
TRAVIS
AUSTIN, TX
78719
Facility Contact **Linda Arredondo**
Phone **512-530-2466**
Area Description/ Room Number **Old Hangers and Buildings Located on the**
South Campus
Age of building **50 years**
Size **172749 square feet**
Number of floors **1**
Is Building Occupied? **No**
Is the facility a School K-12? **No**
Date of Asbestos Survey/NESHAP Inspection **Dec 10, 2020**
Analytical Method **PLM**

Section II - Type of Notification

Type **Amendment**
Is this project an emergency? **No**

Section III - Type of Work/Schedule

Type **Abatement**
Asbestos Abatement Work Schedule
Start Date **Aug 16, 2021**
End Date **Nov 06, 2021**
Day(s) of Operation **Mon, Tue, Wed, Thu, Fri,**
Work Hours **7:00 AM to 5:00 PM**
Select abatement methods to be used **Full Containment/RFCI**

Section IV - Asbestos to be Affected by Abatement/Demolition Activity

Interior Category I non-friable removed	
Linear Feet	0
Square Feet	31500
Interior Category II non-friable removed	
Linear Feet	4050
Square Feet	0

<input checked="" type="checkbox"/> Description	Removal of Asbestos containing material: piping, walls, floor tile & roofing using full containment, and glove bag methods as required. Deviation of rules for Floor tile containment (see on-site addendum and specifications.)
-------------------------------------------------	----------------------------------------------------------------------------------------------------------------------------------------------------------------------------------------------------------------------------------

Asbestos Abatement Contractor

Name	AAR Incorporated
Attention	Bill Post
Address	6640 Signat RD HOUSTON, TX 77041
Phone	713-466-6800
Jobsite Phone	512-751-4007

Project Consultant

Name	Fercam Gtroup
Attention	Fernando Yepez
Address	303 E. Main St. HUMBLE, TX 77338
Phone	281-446-4371

Waste Disposal Site

TCEQ Permit #	2123
Name	Texas Disposal System
Attention	Site Manager
Address	7500 FM 1327 Buda, TX 78610
Phone	512-421-1300

Waste Transporter

Name	AAR Incorporated
Attention	Bill Post
Address	6460 Signat RD

HOUSTON, TX 77041

Phone

512-750-4007

Name

Linda Arredondo

Title

**Occupational Environmental Health & Safety
Manager**

Company Affiliation

City of Austin Aviation Department

Phone

512-530-2466

Email

linda.arredondo2@austintexas.gov

Date

Sep 27, 2021

Notification Data Summary

2021/10/28

Page 1 of 3

Notification Number **2021005258**
Status **Amendment # 2**

Facility Owner

Name **City of Austin Aviation**
Attention **Linda Arredondo**
Address **3600 Presidential**
AUSTIN, TX 78719
Phone **512-423-2333**

Section I - Facility Information

Type **Public**
Is this a phased abatement project? **No**
Facility **ABIA South Campus Abatement**
3600 Presidential BLVD
TRAVIS
AUSTIN, TX
78719
Facility Contact **Linda Arredondo**
Phone **512-530-2466**
Area Description/ Room Number **Old Hangers and Buildings Located on the**
South Campus
Age of building **50 years**
Size **172749 square feet**
Number of floors **1**
Is Building Occupied? **No**
Is the facility a School K-12? **No**
Date of Asbestos Survey/NESHAP Inspection **Dec 10, 2020**
Analytical Method **PLM**

Section II - Type of Notification

Type **Amendment**
Is this project an emergency? **No**

Section III - Type of Work/Schedule

Type **Abatement**
Asbestos Abatement Work Schedule
Start Date **Aug 16, 2021**
 End Date **Nov 19, 2021**
Day(s) of Operation **Mon, Tue, Wed, Thu, Fri,**
Work Hours **7:00 AM to 5:00 PM**
Select abatement methods to be used **Full Containment/RFCI**

Section IV - Asbestos to be Affected by Abatement/Demolition Activity

Interior Category I non-friable removed	
Linear Feet	0
Square Feet	31500
Interior Category II non-friable removed	
Linear Feet	4050
Square Feet	0

Description	Removal of Asbestos containing material: piping, walls, floor tile & roofing using full containment, and glove bag methods as required. Deviation of rules for Floor tile containment (see on-site addendum and specifications.)
-------------	----------------------------------------------------------------------------------------------------------------------------------------------------------------------------------------------------------------------------------

Asbestos Abatement Contractor

Name	AAR Incorporated
Attention	Bill Post
Address	6640 Signat RD HOUSTON, TX 77041
Phone	713-466-6800
Jobsite Phone	512-751-4007

Project Consultant

Name	Fercam Gtroup
Attention	Fernando Yopez
Address	303 E. Main St. HUMBLE, TX 77338
Phone	281-446-4371

Waste Disposal Site

TCEQ Permit #	2123
Name	Texas Disposal System
Attention	Site Manager
Address	7500 FM 1327 Buda, TX 78610
Phone	512-421-1300

Waste Transporter

Name	AAR Incorporated
Attention	Bill Post
Address	6460 Signat RD

HOUSTON, TX 77041

Phone

512-750-4007

Name

Linda Arredondo

Title

**Occupational Environmental Health & Safety
Manager**

Company Affiliation

Phone

Email

Date

SECTION 4

Building 8130

- **Daily Observations**
- **Daily Air Sampling Log**
- **Final Clearance Air Sampling Log**
- **Laboratory Report(s)**
- **Photographs**
- **Contractor Daily Observations**
- **Contractor Daily Sign-In Sheets**

FERCAM GROUP

DAILY LOG

ABIA SOUTH CAMPUS ABATEMENT 3600 PRESIDENTIAL BLVD

START DATE 10/14/2021

PROJECT NUMBER 2007061

- 06:45 Fercam rep, the supervisor and crew arrived at the job site.
- 06:50 Abatement supervisor conducted safety meeting with the crew.
- 07:05 Fercam rep and supervisor deliberated on today's work schedule. Abatement supervisor has requested an extension lift from the office, brought to the work site to complete work on buildings 8130 and 8135.
- 07:30 Fercam rep start paperwork of the day.
- 09:30 Abatement crew waiting for extension lift to start work.
- 11:50 Abatement crew went to lunch break.
- 12:50 Abatement crew came back from lunch.
- 13:00 Abatement crew mobilized to building 8250 to remove duct black mastic and fiberglass insulation.
- 13:30 Fercam rep calibrated area monitoring pumps at 2lpm for removal of duct black mastic and fiberglass insulation.
- 14:30 Abatement crew removing duct black mastic and fiberglass insulation in building 8250 while waiting for extension lift for building 8130 and 8135.
- 15:30 Abatement crew continue to remove duct mastic and fiberglass insulation.
- 16:35 Abatement crew completed removal of duct black mastic and fiberglass insulation. Crew decontaminate at decon station. Rep collected all area air monitoring pumps.
- 17:00 Abatement crew left the jobsite.

FERCAM GROUP

DAILY LOG

ABIA SOUTH CAMPUS ABATEMENT 3600 PRESIDENTIAL BLVD

START DATE 10/15/2021

PROJECT NUMBER 2007061

- 06:50 Fercam rep, the supervisor and crew arrived at the job site.
- 06:55 Abatement supervisor conducted safety meeting with the crew.
- 07:10 Fercam rep and supervisor deliberated on the work schedule for the day. Abatement supervisor expecting the extension lift he requested from the office to arrive today to complete work on buildings 8130 and 8135.
- 07:20 Fercam rep start paperwork of the day.
- 09:00 Abatement supervisor and crew waiting for extension lift to start work.
- 09:45 Extension lift arrived jobsite.
- 10:00 Fercam rep calibrated up and down wind at pumps 2l pm for removal of roof penetration caulking in building 8135.
- 11:50 Abatement crew went to lunch break.
- 12:50 Abatement crew came back from lunch.
- 13:00 Abatement crew removing roof penetration caulking in building 8135.
- 14:00 Abatement crew completed removal of roof penetration caulking in building 8135. Rep collected all area monitoring pumps.
- 14:10 Abatement crew mobilizes lift and equipment to building 8130.
- 14:25 Fercam rep calibrated area monitoring pumps for removal of black mastic in ceiling and outside caulking in building 8130.
- 16:15 Abatement crew completed removal of black mastic and outside caulking in building 8130. Rep collected all area air monitoring pumps.
- 16:20 Abatement crew decon at decon station and moved equipment to vehicles.
- 17:00 Abatement crew left the jobsite.

Table 1
DAILY AIR SAMPLING LOG – BY PCM ANALYSIS

PROJECT NAME:		South Campus Military Hangar Abatement Oversight		INSPECTION FIRM:		Fercam Group	
SITE ADDRESS:		3600 Presidential Austin, Texas 78719		ASBESTOS CONSULTANT(S):		Fernando Yepez	
AREA(S) ABATED:		15 Buildings, Interior and Exterior		DATE OF ABATEMENT:		August 16, 2021 – November 19, 2021	
Sample No.	Sample Type	Sample Location	Date	Air Volume (liters)	Quantification Limit (f/cc)	Fiber Concentration (f/cc)	
LS-0612	BLANK	Building 8130	10/14/2021	N/A	N/A	N/A	
LS-0613	BLANK	Building 8130	10/14/2021	N/A	N/A	N/A	
LS-0614	Sample_TypeUP WIND, Roof Penetration Caulking/ Mastic Removal	Building 8130	10/14/2021	220	0.004	0.003	
LS-0615	Sample_TypeDOWN WIND, Roof Penetration Caulking/ Mastic Removal	Building 8130	10/14/2021	218	0.004	1.002	

LEGEND

A = Abatement

BL = Baseline

FC = Final Clearance

N/A = Not Applicable

f/cc = fibers per cubic centimeter

PCM = Phase Contrast Microscopy

PW = Preparation Work

FERCAM GROUP

AIR MONITORING DATA FORM

Date: 14-Oct-2021
 Client: **CITY OF AUSTIN**
 Activity: **AIR MONITORING**
ROOF PENETRATION CUALKING/MASTIC REMOVAL
LOCATION: BLDG. 8130

Project Name: **ABIA SOUTH CAMPUS ABATEMENT**
 Location: **3601 PRESIDENTIAL BLVD TRAVIS AUSTIN**
 Project Manager: **LADI SODIPE**
 Project No.: **2007061**

Sample Number	Description Activity/Location/Name/SS#	Flow Rate	Start Time	Stop Time	Blank Count	Total Time (MINS)	Volume (VOL)	# of Fibers	Fields	CV*	LOQ*	Fiber Density (f/mm)	Fiber Conc. (f/cc)	95% upper Con limit	Reported Fiber conc. (f/cc)
	8130														
LS-0612	FIELD BLANK	-	-	-	-	-	-	-	100	-	-	-	-	-	-
LS-0613	FIELD BLANK	-	-	-	-	-	-	-	100	-	-	-	-	-	-
LS-0614	UP WIND	2.0	14:25	16:15	-	110	220	1	100	0.450	0.022	1.27	0.002	0.004	0.003
LS-0615	DOWN WIND	2.0	14:27	16:16	-	109	218	1	100	0.450	0.022	1.27	0.002	0.004	1.002

* CV = Coefficient Of Variation (See table)
 LOQ = 4.9044 / VOL

**BR = Barrier
 CR = Clean Room
 IWA = Inside Work Area
 PS = Personnel

BL = Base Line
 FC = Final Clearance
 NAM = Negative Air Machine
 QCB = Quality Control Blank

I hereby certify that the above samples have been analyzed by Phase Contrast Microscopy in accordance with the NIOSH 7400 method using the "A" Counting rules.

Contractor: **AAR Incorporated**
 Supervisor's Name: **LUIS TREVINO**
 No. of Workers: **10**
 PPE Used: **YES**

Analyst: (Print Name) **LADI SODIPE**
 Signature: **ladi sodipe**

DAILY LOG

AAR INCORPORATED

Job # 214175

Tx 78642

925 US 183 North ~ Liberty Hill,

Project Name: ABTA south campus abatement

6815

512) 778-6800 ~ Fax 512) 778-

Supervisor: Luis Trevino

Date: 10.14.21

% of Job Complete () _____

Weather: _____

Temp AM: _____ PM: _____

Safety Meeting: _____

Work Performed Today (Detail): 7:00 AAR supervisor & abatement crew arrive on site & sign in.

7:10 Crew begins to prep rooms with black insulation on duct.

1 room: 1 kitchen area above ceiling poly on floor & covered any items that are porous.

10:00 prep shower rooms

12:00 Break for lunch.

1:00 Return & crew suits up & begin to remove black insulation. wet methods applied to control dust.

2:00 Complete removal of black duct insulation. Crew bags up then hulk & haul to containers.

4:00 area complete & visual is performed crew ^{encaps} exits area & arrives

5:00 Tuck down & depart worksite.

WORK FORCE

	No.
Preparation	_____
Removal	_____
Cleanup	_____
Other (Specific) _____	_____

SUBCONTRACTORS

CHECKLIST

Poly barriers airtight	_____
Negative air pressure	_____
Decon operational	_____
Surfactant encap. pump	_____
Air Monitoring	_____
Double bagged & secure	_____
Mats. distrib. & secure	_____
Facility Secure	_____
Work area clean	_____
Daily inventory	_____
Vehicle Check	_____
Equipment Check	_____

EMPLOYEE

Training	_____
Medical Exams	_____
Respiratory Test	_____

FIELD DOC.

Field Report	_____
Payroll Report	_____
Waste Manifest	_____

PPE

1/2 Mask	_____
PAPR	_____
Suits	_____
Boots	_____
Gloves	_____
Hard Hat	_____
Safety Glass	_____

Problems -Delays: _____

Extra Work: _____

Next Daily Goal: _____

Supervisor: [Signature]

SIGN IN / OUT CONTAINMENT LOG

DATE: 10.14.21 SUPERINTENDENT: _____

PROJECT: ABIA South campus abatement JOB No.: 214175

SIGNATURE	PRINTED NAME	EMPLOYEE No #	EMPLOYER	TIME IN	TIME OUT	TIME IN	TIME OUT
	George Abrendano	73.2738	AAR	7:10	12	1:00	4:45
	Daniel Dietz	70.1692	}	7:10	12	1:00	4:45
	Ever + Zeledon	45.4693		7:10	12	1:00	4:45
	Wilmer Lopez	45.4693		7:10	12:	1:00	4:45
	Joe Villaverde	18.4577		8:00	12:00	1:00	3:00
	Jose Garcia	17.6420		-	-		
	Christopher Chavez	469729		9:00	12:00	1:00	3:00
	Hildebrando Herrera	20.6247		7:10	12:00	1:00	4:45
	Maisel Alansa	88.6378		7:10	12:00	1:00	4:45

SIGN IN / OUT CONTAINMENT LOG

DATE: 10.15.21 SUPERINTENDENT: _____

PROJECT: ABIA South campus abatement JOB No.: 214175

SIGNATURE	PRINTED NAME	EMPLOYEE NO #	EMPLOYER	TIME IN	TIME OUT	TIME IN	TIME OUT	
	George Abencano	73-2738	AAR	7:10	12:00	1:00	3:40	
	Daniel Dietz	701692	}	7:10	12:00	1:00	3:40	
	Evert Zeledon	45-4693		7:10	12:00	1:00	3:40	
	Wilmer Lopez	45-4693		7:10	12:00	1:00	3:40	
	Joe Villanueva	18-4577		9:00	12:00	1:00	3:00	
	Jose Garcia	17-6420		7:00	12:00	1:00	3:40	
	Christopher Chavez	469729		9:00	12:00	1:00	3:00	
	Hildebrando Herrera	20-6247		7:00	12:00	1:00	3:00	
	Maires Alas	88-6378		7:00	12:00	1:00	3:00	

SECTION 5

Building 8135

- **Daily Observations**
- **Daily Air Sampling Log**
- **Final Clearance Air Sampling Log**
- **Laboratory Report(s)**
- **Photographs**
- **Contractor Daily Observations**
- **Contractor Daily Sign-In Sheets**

FERCAM GROUP

DAILY LOG

ABIA SOUTH CAMPUS ABATEMENT 3600 PRESIDENTIAL BLVD

START DATE 10/11/2021

PROJECT NUMBER 2007061

- 06:40 Fercam rep, the supervisor and crew arrived at the job site.
- 06:45 Abatement supervisor conducted safety meeting with the crew.
- 07:00 Fercam rep and supervisor went over building 8130 for work assessments. It was determined to skip 8130 and start work in 8135 due to lack of proper equipment. Decision was communicated to Fercam group manager and Linda Arredondo.
- 08:30 Abatement crew moved equipment to building 8130 to start prepping.
- 08:30 Fercam rep calibrated area monitoring pumps at 15lpm for baseline in building 8135.
- 08:45 Fercam rep start paperwork of the day.
- 10:02 Fercam rep collected area monitoring pumps for baseline in building 8135.
- 10:20 Fercam rep calibrated area air monitoring pumps at 2lpm for prepping.
- 11:55 Abatement crew went to lunch break. Rep collected monitoring pumps.
- 12:55 Abatement crew came back from lunch break.
- 13:00 Fercam rep calibrated area monitoring pumps at 2lpm for prepping.
- 13:08 Abatement crew resumed prepping in building 8135.
- 14:30 Abatement crew continued with prepping in building 8135.
- 15:30 Abatement crew prepping building 8135.
- 16:50 Abatement crew stopped prepping in building 8135. Rep collected all area air monitoring pumps.
- 17:00 Abatement crew left the jobsite.

FERCAM GROUP

DAILY LOG

ABIA SOUTH CAMPUS ABATEMENT 3600 PRESIDENTIAL BLVD

START DATE 10/12/2021

PROJECT NUMBER 2007061

- 06:45 Fercam rep, the supervisor and crew arrived at the job site.
- 06:50 Abatement supervisor conducted safety meeting with the crew.
- 07:00 Fercam rep and supervisor walk through containment. Crew will continue prepping containment and get it ready for removal.
- 07:50 Fercam rep calibrated area air monitoring pumps at 2lpm for removal of floor tiles and mastic in building 8135.
- 08:00 Fercam rep start paperwork of the day.
- 09:10 Abatement crew bagging out
- 09:40 Abatement crew completed bag out for a total of 65 bags
- 10:00 Abatement crew continue with removal of floor tiles and mastic.
- 11:00 Abatement supervisor request for visual of containment. Visual of containment is good. Rep collected all area air monitoring pumps.
- 11:30 Abatement crew encapsulate containment in building 8135.
- 11:55 Abatement crew went to lunch break.
- 12:55 Abatement crew came back from lunch break.
- 13:00 Fercam rep calibrated area monitoring pumps at 14lpm for clearance.
- 14:35 Fercam rep collected all area monitoring pumps for final clearance.
- 14:50 Fercam rep prepping clearance cassettes for sample readings.
- 15:35 Fercam completed readings of clearance cassettes. Clearance is good. Containment ready for tear down. Rep notified supervisor of results.
- 15:45 Abatement crew tearing down containment.

FERCAM GROUP

16:20 Abatement crew completed tear down of containment.

16:55 Abatement crew completed loading up of equipment.

17:00 Abatement crew left the jobsite.

FERCAM GROUP

DAILY LOG

ABIA SOUTH CAMPUS ABATEMENT 3600 PRESIDENTIAL BLVD

START DATE 10/14/2021

PROJECT NUMBER 2007061

- 06:45 Fercam rep, the supervisor and crew arrived at the job site.
- 06:50 Abatement supervisor conducted safety meeting with the crew.
- 07:05 Fercam rep and supervisor deliberated on today's work schedule. Abatement supervisor has requested an extension lift from the office, brought to the work site to complete work on buildings 8130 and 8135.
- 07:30 Fercam rep start paperwork of the day.
- 09:30 Abatement crew waiting for extension lift to start work.
- 11:50 Abatement crew went to lunch break.
- 12:50 Abatement crew came back from lunch.
- 13:00 Abatement crew mobilized to building 8250 to remove duct black mastic and fiberglass insulation.
- 13:30 Fercam rep calibrated area monitoring pumps at 2lpm for removal of duct black mastic and fiberglass insulation.
- 14:30 Abatement crew removing duct black mastic and fiberglass insulation in building 8250 while waiting for extension lift for building 8130 and 8135.
- 15:30 Abatement crew continue to remove duct mastic and fiberglass insulation.
- 16:35 Abatement crew completed removal of duct black mastic and fiberglass insulation. Crew decontaminate at decon station. Rep collected all area air monitoring pumps.
- 17:00 Abatement crew left the jobsite.

FERCAM GROUP

DAILY LOG

ABIA SOUTH CAMPUS ABATEMENT 3600 PRESIDENTIAL BLVD

START DATE 10/15/2021

PROJECT NUMBER 2007061

- 06:50 Fercam rep, the supervisor and crew arrived at the job site.
- 06:55 Abatement supervisor conducted safety meeting with the crew.
- 07:10 Fercam rep and supervisor deliberated on the work schedule for the day. Abatement supervisor expecting the extension lift he requested from the office to arrive today to complete work on buildings 8130 and 8135.
- 07:20 Fercam rep start paperwork of the day.
- 09:00 Abatement supervisor and crew waiting for extension lift to start work.
- 09:45 Extension lift arrived jobsite.
- 10:00 Fercam rep calibrated up and down wind at pumps 2l pm for removal of roof penetration caulking in building 8135.
- 11:50 Abatement crew went to lunch break.
- 12:50 Abatement crew came back from lunch.
- 13:00 Abatement crew removing roof penetration caulking in building 8135.
- 14:00 Abatement crew completed removal of roof penetration caulking in building 8135. Rep collected all area monitoring pumps.
- 14:10 Abatement crew mobilizes lift and equipment to building 8130.
- 14:25 Fercam rep calibrated area monitoring pumps for removal of black mastic in ceiling and outside caulking in building 8130.
- 16:15 Abatement crew completed removal of black mastic and outside caulking in building 8130. Rep collected all area air monitoring pumps.
- 16:20 Abatement crew decon at decon station and moved equipment to vehicles.
- 17:00 Abatement crew left the jobsite.

Table 1
DAILY AIR SAMPLING LOG – BY PCM ANALYSIS

PROJECT NAME:		South Campus Military Hangar Abatement Oversight		INSPECTION FIRM:		Fercam Group	
SITE ADDRESS:		3600 Presidential Austin, Texas 78719		ASBESTOS CONSULTANT(S):		Fernando Yepez	
AREA(S) ABATED:		15 Buildings, Interior and Exterior		DATE OF ABATEMENT:		August 16, 2021 – November 19, 2021	
Sample No.	Sample Type	Sample Location	Date	Air Volume (liters)	Quantification Limit (f/cc)	Fiber Concentration (f/cc)	
LS-0561	BLANK	Building 8135	10/11/2021	N/A	N/A	N/A	
LS-0562	BLANK	Building 8135	10/11/2021	N/A	N/A	N/A	
LS-0563	BASELINE - 1	Building 8135	10/11/2021	1,380	0.001	0.001	
LS-0564	BASELINE - 2	Building 8135	10/11/2021	1,350	0.001	0.001	
LS-0565	BASELINE - 3	Building 8135	10/11/2021	1,335	0.001	0.001	
LS-0566	BASELINE - 4	Building 8135	10/11/2021	1,305	0.001	1.001	
LS-0567	BASELINE - 5	Building 8135	10/11/2021	1,290	0.001	1.001	
LS-0568	BLANK	Building 8135	10/11/2021	N/A	N/A	N/A	
LS-0569	BLANK	Building 8135	10/11/2021	N/A	N/A	N/A	
LS-0570	PREPPING - 1	Building 8135	10/11/2021	570	0.001	0.001	
LS-0571	PREPPING - 2	Building 8135	10/11/2021	568	0.002	0.001	
LS-0572	PREPPING - 3	Building 8135	10/11/2021	570	0.001	0.001	

LEGEND

A = Abatement

BL = Baseline

FC = Final Clearance

N/A = Not Applicable

f/cc = fibers per cubic centimeter

PCM = Phase Contrast Microscopy

PW = Preparation Work

Table 1
DAILY AIR SAMPLING LOG – BY PCM ANALYSIS

PROJECT NAME:		South Campus Military Hangar Abatement Oversight		INSPECTION FIRM:		Fercam Group	
SITE ADDRESS:		3600 Presidential Austin, Texas 78719		ASBESTOS CONSULTANT(S):		Fernando Yepez	
AREA(S) ABATED:		15 Buildings, Interior and Exterior		DATE OF ABATEMENT:		August 16, 2021 – November 19, 2021	
Sample No.	Sample Type	Sample Location	Date	Air Volume (liters)	Quantification Limit (f/cc)	Fiber Concentration (f/cc)	
LS-0573	BLANK	Building 8135	10/11/2021	N/A	N/A	N/A	
LS-0574	BLANK	Building 8135	10/11/2021	N/A	N/A	N/A	
LS-0575	PREPPING - 1	Building 8135	10/11/2021	460	0.002	0.001	
LS-0576	PREPPING - 2	Building 8135	10/11/2021	458	0.002	0.001	
LS-0577	PREPPING - 3	Building 8135	10/11/2021	456	0.002	0.001	
LS-0578	BLANK	Building 8135	10/12/2021	N/A	N/A	N/A	
LS-0579	BLANK	Building 8135	10/12/2021	N/A	N/A	N/A	
LS-0580	Sample_TypeINSIDE WORK AREA - 1, Floor Tiles/ Mastic Removal	Building 8135	10/12/2021	380	0.011	0.003	
LS-0581	Sample_TypeINSIDE WORK AREA - 2, Floor Tiles/ Mastic Removal	Building 8135	10/12/2021	380	0.013	1.002	
LS-0582	Sample_TypeOUTSIDE WORK AREA, Floor Tiles/ Mastic Removal	Building 8135	10/12/2021	378	0.002	1.002	
LS-0583	Sample_TypeDECONTAMINATION, Floor Tiles/ Mastic Removal	Building 8135	10/12/2021	376	0.005	1.002	

LEGEND

A = Abatement

BL = Baseline

FC = Final Clearance

N/A = Not Applicable

f/cc = fibers per cubic centimeter

PCM = Phase Contrast Microscopy

PW = Preparation Work

Table 1
DAILY AIR SAMPLING LOG – BY PCM ANALYSIS

PROJECT NAME:		South Campus Military Hangar Abatement Oversight		INSPECTION FIRM:		Fercam Group	
SITE ADDRESS:		3600 Presidential Austin, Texas 78719		ASBESTOS CONSULTANT(S):		Fernando Yepez	
AREA(S) ABATED:		15 Buildings, Interior and Exterior		DATE OF ABATEMENT:		August 16, 2021 – November 19, 2021	
Sample No.	Sample Type	Sample Location	Date	Air Volume (liters)	Quantification Limit (f/cc)	Fiber Concentration (f/cc)	
LS-0584	Sample_TypeNEGATIVE AIR MACHINE, Floor Tiles/ Mastic Removal	Building 8135	10/12/2021	374	0.014	1.002	
LS-0608	BLANK	Building 8135	10/14/2021	N/A	N/A	N/A	
LS-0609	BLANK	Building 8135	10/14/2021	N/A	N/A	N/A	
LS-0610	Sample_TypeUP WIND, Roof Penetration Caulking/ Mastic Removal	Building 8135	10/14/2021	480	0.002	0.003	
LS-0611	Sample_TypeDOWN WIND, Roof Penetration Caulking/ Mastic Removal	Building 8135	10/14/2021	478	0.002	1.002	

LEGEND

A = Abatement

BL = Baseline

FC = Final Clearance

N/A = Not Applicable

f/cc = fibers per cubic centimeter

PCM = Phase Contrast Microscopy

PW = Preparation Work

Table 2
FINAL CLEARANCE AIR SAMPLING LOG – BY PCM ANALYSIS

PROJECT NAME:		South Campus Military Hangar Abatement Oversight		INSPECTION FIRM:		Fercam Group	
SITE ADDRESS:		3600 Presidential Austin, Texas 78719		ASBESTOS CONSULTANT(S):		Fernando Yepez	
AREA(S) ABATED:		15 Buildings, Interior and Exterior		DATE OF ABATEMENT:		August 16, 2021 – November 19, 2021	
Sample No.	Sample Type	Sample Location	Date	Air Volume (liters)	Quantification Limit (f/cc)	Fiber Concentration (f/cc)	
LS-0585	BLANK	Building 8135	10/12/2021	N/A	N/A	N/A	
LS-0586	BLANK	Building 8135	10/12/2021	N/A	N/A	N/A	
LS-0587	FINAL CLEARANCE - 1	Building 8135	10/12/2021	1,330	0.001	0.003	
LS-0588	FINAL CLEARANCE - 2	Building 8135	10/12/2021	1,302	0.001	1.002	
LS-0589	FINAL CLEARANCE - 3	Building 8135	10/12/2021	1,288	0.001	1.002	

LEGEND

A = Abatement

BL = Baseline

FC = Final Clearance

N/A = Not Applicable

f/cc = fibers per cubic centimeter

PCM = Phase Contrast Microscopy

PW = Preparation Work

FERCAM GROUP

AIR MONITORING DATA FORM

Date: 11-Oct-2021
 Client: **CITY OF AUSTIN**
 Activity: **AIR MONITORING**
BASELINE
LOCATION: BLDG. 8135

Project Name: **ABIA SOUTH CAMPUS ABATEMENT**
 Location: **3601 PRESIDENTIAL BLVD TRAVIS AUSTIN**
 Project Manager: **LADI SODIPE**
 Project No.: **2007061**

Sample Number	Description Activity/Location/Name/SS#	Flow Rate	Start Time	Stop Time	Blank Count	Total Time (MINS)	Volume (VOL)	# of Fibers	Fields	CV*	LOQ*	Fiber Density (f/mm)	Fiber Conc, (f/cc)	95% upper Con limit	Reported Fiber conc. (f/cc)
LS-0561	FIELD BLANK	-	-	-	-	-	-	-	100	-	-	-	-	-	-
LS-0562	FIELD BLANK	-	-	-	-	-	-	-	100	-	-	-	-	-	-
LS-0563	BASELINE - 1	15.0	8:30	10:02	-	92	1,380	1	100	0.450	0.004	1.27	0.000	0.001	0.001
LS-0564	BASELINE - 2	15.0	8:32	10:02	-	90	1,350	1	100	0.450	0.004	1.27	0.000	0.001	0.001
LS-0565	BASELINE - 3	15.0	8:34	10:03	-	89	1,335	1	100	0.450	0.004	1.27	0.000	0.001	0.001
LS-0566	BASELINE - 4	15.0	8:36	10:03	-	87	1,305	1	100	0.450	0.004	1.27	0.000	0.001	1.001
LS-0567	BASELINE - 5	15.0	8:38	10:04	-	86	1,290	1	100	0.450	0.004	1.27	0.000	0.001	1.001

* CV = Coefficient Of Variation (See table)
 LOQ = 4.9044 / VOL

**BR = Barrier
 CR = Clean Room
 IWA = Inside Work Area
 PS = Personnel

BL = Base Line
 FC = Final Clearance
 NAM = Negative Air Machine
 QCB = Quality Control Blank

I hereby certify that the above samples have been analyzed by Phase Contrast Microscopy in accordance with the NIOSH 7400 method using the "A" Counting rules.

Contractor: **AAR Incorporated**
 Supervisor's Name: **LUIS TREVINO**
 No. of Workers: **8**
 PPE Used: **YES**

Analyst: (Print Name) **LADI SODIPE**
 Signature: **ladi sodipe**

FERCAM GROUP

AIR MONITORING DATA FORM

Date: 11-Oct-2021
 Client: **CITY OF AUSTIN**
 Activity: **AIR MONITORING**
PREPPING
 LOCATION: **BLDG. 8135**

Project Name: **ABIA SOUTH CAMPUS ABATEMENT**
 Location: **3601 PRESIDENTIAL BLVD TRAVIS AUSTIN**
 Project Manager: **LADI SODIPE**
 Project No.: **2007061**

Sample Number	Description Activity/Location/Name/SS#	Flow Rate	Start Time	Stop Time	Blank Count	Total Time (MINS)	Volume (VOL)	# of Fibers	Fields	CV*	LOQ*	Fiber Density (f/mm)	Fiber Conc, (f/cc)	95% upper Con limit	Reported Fiber conc. (f/cc)
	AM														
LS-0568	FIELD BLANK	-	-	-	-	-	-	-	100	-	-	-	-	-	-
LS-0569	FIELD BLANK	-	-	-	-	-	-	-	100	-	-	-	-	-	-
LS-0570	PREPPING - 1	2.0	7:10	11:55	-	285	570	1	100	0.450	0.009	1.27	0.001	0.001	0.001
LS-0571	PREPPING - 2	2.0	7:12	11:56	-	284	568	1	100	0.450	0.009	1.27	0.001	0.002	0.001
LS-0572	PREPPING - 3	2.0	7:12	11:57	-	285	570	1	100	0.450	0.009	1.27	0.001	0.001	0.001
	PM														
LS-0573	FIELD BLANK	-	-	-	-	-	-	-	100	-	-	-	-	-	-
LS-0574	FIELD BLANK	-	-	-	-	-	-	-	100	-	-	-	-	-	-
LS-0575	PREPPING - 1	2.0	13:00	16:50	-	230	460	1	100	0.450	0.011	1.27	0.001	0.002	0.001
LS-0576	PREPPING - 2	2.0	13:02	16:51	-	229	458	1	100	0.450	0.011	1.27	0.001	0.002	0.001
LS-0577	PREPPING - 3	2.0	13:04	16:52	-	228	456	1	100	0.450	0.011	1.27	0.001	0.002	0.001

* CV = Coefficient Of Variation (See table)
 LOQ = 4.9044 / VOL

**BR = Barrier
 CR = Clean Room
 IWA = Inside Work Area
 PS = Personnel

BL = Base Line
 FC = Final Clearance
 NAM = Negative Air Machine
 QCB = Quality Control Blank

I hereby certify that the above samples have been analyzed by Phase Contrast Microscopy in accordance with the NIOSH 7400 method using the "A" Counting rules.

Contractor: *AAR Incorporated*
 Supervisor's Name: *LUIS TREVINO*
 No. of Workers: *7*
 PPE Used: *YES*

Analyst: (Print Name) **LADI SODIPE**
 Signature: ladi sodipe

FERCAM GROUP

AIR MONITORING DATA FORM

Date: 12-Oct-2021
 Client: **CITY OF AUSTIN**
 Activity: **AIR MONITORING**
FLOOR TILES/MASTIC REMOVAL
LOCATION: BLDG. 8135

Project Name: **ABIA SOUTH CAMPUS ABATEMENT**
 Location: **3601 PRESIDENTIAL BLVD TRAVIS AUSTIN**
 Project Manager: **LADI SODIPE**
 Project No.: **2007061**

Sample Number	Description Activity/Location/Name/SS#	Flow Rate	Start Time	Stop Time	Blank Count	Total Time (MINS)	Volume (VOL)	# of Fibers	Fields	CV*	LOQ*	Fiber Density (f/mm)	Fiber Conc. (f/cc)	95% upper Con limit	Reported Fiber conc. (f/cc)
LS-0578	FIELD BLANK	-	-	-	-	-	-	-	100	-	-	-	-	-	-
LS-0579	FIELD BLANK	-	-	-	-	-	-	-	100	-	-	-	-	-	-
LS-0580	INSIDE WORK AREA - 1	2.0	7:50	11:00	-	190	380	5	100	0.450	0.013	6.37	0.006	0.011	0.003
LS-0581	INSIDE WORK AREA - 2	2.0	7:52	11:02	-	190	380	6	100	0.450	0.013	7.64	0.008	0.013	1.002
LS-0582	OUTSIDE WORK AREA	2.0	7:54	11:03	-	189	378	1	100	0.450	0.013	1.27	0.001	0.002	1.002
LS-0583	DECONTAMINATION	2.0	7:56	11:04	-	188	376	2	100	0.450	0.013	2.55	0.003	0.005	1.002
LS-0584	NEGATIVE AIR MACHINE	2.0	7:58	11:05	-	187	374	6	100	0.450	0.013	7.64	0.008	0.014	1.002

* CV = Coefficient Of Variation (See table)
 LOQ = 4.9044 / VOL

**BR = Barrier
 CR = Clean Room
 IWA = Inside Work Area
 PS = Personnel

BL = Base Line
 FC = Final Clearance
 NAM = Negative Air Machine
 QCB = Quality Control Blank

I hereby certify that the above samples have been analyzed by Phase Contrast Microscopy in accordance with the NIOSH 7400 method using the "A" Counting rules.

Contractor: **AAR Incorporated**
 Supervisor's Name: **LUIS TREVINO**
 No. of Workers: **7**
 PPE Used: **YES**

Analyst: (Print Name) **LADI SODIPE**
 Signature: _____
ladi sodipe

FERCAM GROUP

AIR MONITORING DATA FORM

Date: 12-Oct-2021
 Client: CITY OF AUSTIN
 Activity: AIR MONITORING
FINAL CLEARANCE

LOCATION: BLDG. 8135

Project Name: ABIA SOUTH CAMPUS ABATEMENT
 Location: 3601 PRESIDENTIAL BLVD TRAVIS AUSTIN
 Project Manager: LADI SODIPE
 Project No.: 2007061

Sample Number	Description Activity/Location/Name/SS#	Flow Rate	Start Time	Stop Time	Blank Count	Total Time (MINS)	Volume (VOL)	# of Fibers	Fields	CV*	LOQ*	Fiber Density (f/mm)	Fiber Conc, (f/cc)	95% upper Con limit	Reported Fiber conc. (f/cc)
LS-0585	FIELD BLANK	-	-	-	-	-	-	-	100	-	-	-	-	-	-
LS-0586	FIELD BLANK	-	-	-	-	-	-	-	100	-	-	-	-	-	-
LS-0587	FINAL CLEARANCE - 1	14.0	13:00	14:35	-	95	1,330	1	100	0.450	0.004	1.27	0.000	0.001	0.003
LS-0588	FINAL CLEARANCE - 2	14.0	13:02	14:35	-	93	1,302	1	100	0.450	0.004	1.27	0.000	0.001	1.002
LS-0589	FINAL CLEARANCE - 3	14.0	13:04	14:36	-	92	1,288	1	100	0.450	0.004	1.27	0.000	0.001	1.002

* CV = Coefficient Of Variation (See table)
 LOQ = 4.9044 / VOL

**BR = Barrier
 CR = Clean Room
 IWA = Inside Work Area
 PS = Personnel

BL = Base Line
 FC = Final Clearance
 NAM = Negative Air Machine
 QCB = Quality Control Blank

I hereby certify that the above samples have been analyzed by Phase Contrast Microscopy in accordance with the NIOSH 7400 method using the "A" Counting rules.

Contractor: AAR Incorporated
 Supervisor's Name: LUIS TREVINO
 No. of Workers: 8
 PPE Used: YES

Analyst: (Print Name) LADI SODIPE
 Signature: ladi sodipe

FERCAM GROUP

AIR MONITORING DATA FORM

Date: 14-Oct-2021
 Client: CITY OF AUSTIN
 Activity: AIR MONITORING
ROOF PENETRATION CUALKING/MASTIC REMOVAL
LOCATION: BLDG. 8135

Project Name: ABIA SOUTH CAMPUS ABATEMENT
 Location: 3601 PRESIDENTIAL BLVD TRAVIS AUSTIN
 Project Manager: LADI SODIPE
 Project No.: 2007061

Sample Number	Description Activity/Location/Name/SS#	Flow Rate	Start Time	Stop Time	Blank Count	Total Time (MINS)	Volume (VOL)	# of Fibers	Fields	CV*	LOQ*	Fiber Density (f/mm)	Fiber Conc. (f/cc)	95% upper Con limit	Reported Fiber conc. (f/cc)
	8135														
LS-0608	FIELD BLANK	-	-	-	-	-	-	-	100	-	-	-	-	-	-
LS-0609	FIELD BLANK	-	-	-	-	-	-	-	100	-	-	-	-	-	-
LS-0610	UP WIND	2.0	10:00	14:00	-	240	480	1	100	0.450	0.010	1.27	0.001	0.002	0.003
LS-0611	DOWN WIND	2.0	10:02	14:01	-	239	478	1	100	0.450	0.010	1.27	0.001	0.002	1.002

* CV = Coefficient Of Variation (See table)
 LOQ = 4.9044 / VOL

**BR = Barrier
 CR = Clean Room
 IWA = Inside Work Area
 PS = Personnel


BL = Base Line
 FC = Final Clearance
 NAM = Negative Air Machine
 QCB = Quality Control Blank

I hereby certify that the above samples have been analyzed by Phase Contrast Microscopy in accordance with the NIOSH 7400 method using the "A" Counting rules.

Contractor: AAR Incorporated
 Supervisor's Name: LUIS TREVINO
 No. of Workers: 10
 PPE Used: YES

Analyst: (Print Name) LADI SODIPE
 Signature: ladi sodipe

Building 8135





DAILY LOG

Job # 219175

925 US 183 North ~ Liberty Hill,

TX 78642

512) 778-6800 ~ Fax 512) 778-

Project Name: ABIA south campus abatement

6815

Supervisor: Luis Trevino

Date: 10-11-21

% of Job Complete () _____

Weather: _____
Temp AM: _____ PM: _____
Safety Meeting: _____

Work Performed Today (Detail): 7:00 - AAR supervisor & abatement crew arrive on site & sign in.
7:15 - Begin to walk next building 8130 & locate ACM.
8:00 - ACM in 8130 can not be reached w/out equipment. Building is skipped until access is available. Building 8135 is walked through. then crew begins to prep splash guard, airlocks & vents.
10:00 - crew then preps wall in center of building to divide from main ACM floor.
12:00 - Break for lunch.
1:00 - Return & crew continues to prep.
3:00 - Begin to set up shower & neg air. Generator & water tank is brought to building 8135.
5:00 - Area is ready for abatement. crew departs worksite.

WORK FORCE

	No.
Preparation	_____
Removal	_____
Cleanup	_____
Other (Specific) _____	_____

SUBCONTRACTORS

CHECKLIST (✓)

Poly barriers airtight	_____
Negative air pressure	_____
Decon operational	_____
Surfactant encap. pump	_____
Air Monitoring	_____
Double bagged & secure	_____
Mats, distrib. & secure	_____
Facility Secure	_____
Work area clean	_____
Daily inventory	_____
Vehicle Check	_____
Equipment Check	_____

EMPLOYEE

Training	_____
Medical Exams	_____
Respiratory Test	_____

FIELD DOC.

Field Report	_____
Payroll Report	_____
Waste Manifest	_____


PPE

1/2 Mask	_____
PAPR	_____
Suits	_____
Boots	_____
Gloves	_____
Hard Hat	_____
Safety Glass	_____

Problems -Delays: _____

Extra Work: _____

Next Daily Goal: _____

Supervisor 

Job # 214175

Tx 78642

Project Name: ABIA south campus abatement

6815

512) 778-6800 ~ Fax 512) 778-

Supervisor: Luis Trevino

Date: 10.12.20

% of Job Complete () _____

Weather: _____
Temp AM: _____ PM: _____
Safety Meeting: _____

Work Performed Today (Detail): 7:00 AAR supervisor & abatement crew arrive on site & sign in containment log.
7:15 Generator is powered up & pressure reads -23. crew suits up & enter containment & begin removal of floor tile.
9:00 complete removal of tile & double bagging crew then bag out.
10:00 Begin mastic removal using buffer & hand scrapers for corners & edges.
11:50 complete removing all mastic. Visual is then performed.
12:10 Visual passes. crew enjoys & shower out.
12:30 Break for lunch
1:30 Return and await clearance.
3:30 Clearance passes. crew tears down & place all tools in one room.
5:00 Depart worksite.

<u>WORK FORCE</u>	<u>NO.</u>
Preparation	_____
Removal	_____
Cleanup	_____
Other (Specific)	_____

SUBCONTRACTORS

CHECKLIST

Poly barriers airtight	_____
Negative air pressure	_____
Decon operational	_____
Surfactant encap. pump	_____
Air Monitoring	_____
Double bagged & secure	_____
Mats. distrib. & secure	_____
Facility Secure	_____
Work area clean	_____
Daily inventory	_____
Vehicle Check	_____
Equipment Check	_____

EMPLOYEE

Training	_____
Medical Exams	_____
Respiratory Test	_____

FIELD DOC.

Field Report	_____
Payroll Report	_____
Waste Manifest	_____

PPE

1/2 Mask	_____
PAPR	_____
Suits	_____
Boots	_____
Gloves	_____
Hard Hat	_____
Safety Glass	_____

Problems -Delays: _____

Extra Work: _____

Next Daily Goal: _____

Supervisor: [Signature]

DAILY LOG

Job # 214175

Tx 78642

AAR INCORPORATED

APPENDIX G

925 US 183 North ~ Liberty Hill,

Project Name: ABTA south campus abatement

6815

512) 778-6800 ~ Fax 512) 778-

Supervisor: Luis Trevino

Date: 10.14.21

% of Job Complete () _____

Weather: _____
Temp AM: _____ PM: _____
Safety Meeting: _____

Work Performed Today (Detail): 7:00 AAR supervisor & abatement crew arrive on site & sign in.
7:10 Crew begins to prep rooms with black insulation on duct.
1 room: 1 kitchen area above ceiling poly on floor & covered cry items that are PVC.
10:00 prep shower rooms
12:00 Break for lunch.
1:00 Return & crew suits up & begin to remove black insulation. wet methods applied to control dust.
2:00 Complete removal of black duct insulation. Crew bags up then hulk & haul to containers.
4:00 Area complete & visual is performed crew ^{encaps} exits area & arrives
5:00 Tuck down & depart worksite.

<u>WORK FORCE</u>	<u>No.</u>
Preparation	_____
Removal	_____
Cleanup	_____
Other (Specific) _____	_____

SUBCONTRACTORS

<u>CHECKLIST</u>	<u>(✓)</u>
Poly barriers airtight	_____
Negative air pressure	_____
Decon operational	_____
Surfactant encap. pump	_____
Air Monitoring	_____
Double bagged & secure	_____
Mats. distrib. & secure	_____
Facility Secure	_____
Work area clean	_____
Daily inventory	_____
Vehicle Check	_____
Equipment Check	_____

Problems -Delays: _____

<u>EMPLOYEE</u>	
Training	_____
Medical Exams	_____
Respiratory Test	_____

Extra Work: _____

<u>FIELD DOC.</u>	
Field Report	_____
Payroll Report	_____
Waste Manifest	_____

Next Daily Goal: _____

<u>PPE</u>	
1/2 Mask	_____
PAPR	_____
Suits	_____
Boots	_____
Gloves	_____
Hard Hat	_____
Safety Glass	_____

Supervisor: [Signature]

DAILY LOG

AAR INCORPORATED

APPENDIX G
925 US 183 North ~ Liberty Hill,

Job # 214175
TX 78642

Project Name: ABIA South Campus Abatement
6815

512) 778-6800 ~ Fax 512) 778-

Supervisor: Luis Trevino
Date: 10-15-21

% of Job Complete () _____

Weather: _____
Temp AM: _____ PM: _____
Safety Meeting: _____

Work Performed Today (Detail): 7:00: AAR supervisor & abatement crew arrive on site & sign in
7:10: Bldg 8250 is complete. Crew moves all tools back to 8200.
8:00: Boom lift arrives to complete 8135 & 8130.
8:10: Crew suits up & prep drop cloth on floor around building 8135 to catch any particulate matter coming.
9:00: Begin removal of crawltek on roof. wet methods applied to control dust.
10:20: Complete removal of crawltek on 8135; completed. crew moves to building 8130 w/ boom lift. crew preps poly under duct in 8130. 2 suit up & remove hangers w/ black plastic & vibration dampers
12:00: Complete abatement inside 8130.
Break for lunch.
1:00: Return & begin to prep poly under mezzanine on both ends of building & under vents.
2:00: Areas have been prepped. 2 suit up & use boom lift to remove crawltek on vent & roof of mezzanine. wet methods applied to control dust.
3:40: Complete removal of all ACM in building 8130. equipment is collected off site. then crew hauls waste to container then depart worksite.

WORK FORCE	No.
Preparation	_____
Removal	_____
Cleanup	_____
Other (Specific) _____	_____

SUBCONTRACTORS

CHECKLIST	(✓)
Poly barriers airtight	_____
Negative air pressure	_____
Decon operational	_____
Surfactant encap. pump	_____
Air Monitoring	_____
Double bagged & secure	_____
Mats. distrib. & secure	_____
Facility Secure	_____
Work area clean	_____
Daily inventory	_____
Vehicle Check	_____
Equipment Check	_____

EMPLOYEE	
Training	_____
Medical Exams	_____
Respiratory Test	_____

FIELD DOC.	
Field Report	_____
Payroll Report	_____
Waste Manifest	_____

PPE	
1/2 Mask	_____
PAPR	_____
Suits	_____
Boots	_____
Gloves	_____
Hard Hat	_____
Safety Glasses	_____

Problems -Delays: _____

Extra Work: _____

Next Daily Goal: _____

Supervisor: [Signature]

SIGN IN / OUT CONTAINMENT LOG

Prep

DATE: 10-11-21 SUPERINTENDENT: _____

PROJECT: ABIA South Campus Containment JOB No.: 214175

SIGNATURE	PRINTED NAME	EMPLOYEE No #	EMPLOYER	TIME IN	TIME OUT	TIME IN	TIME OUT
	George Abandeno	73-2732	AAR	7:00	12:	1:	5:
	Daniel Diaz	70-1692	}	7:00	12:00	1:00	5:00
	Evert Zeledon	45-4693		7:00	12:00	1:00	5:00
	Wilmer Lopez	45-4693		7:00	12:00	1:00	5:00
	Joe Villaverde	18-9577		-			
	Jose Garcia	17-6420		7:00	12:00	1:00	5:00
	Christopher Chavez	46-9829		-	-		
	Hildebrando Herrera	20-6247		7:00	12:00	1:00	5:00
	Maries Anaso	28-6378		7:00	12:00	1:00	5:00

SIGN IN / OUT CONTAINMENT LOG

DATE: 10.12.21 SUPERINTENDENT: _____

PROJECT: ABIA South campus abatement JOB No.: 214175

SIGNATURE	PRINTED NAME	EMPLOYEE NO #	EMPLOYER	TIME IN	TIME OUT	TIME IN	TIME OUT
	George Amadoro	73.2738	AAR	7:15	12:30	.	
	Daniel Diaz	70.1692	}	7:15	12:30	.	
	Ever + Zeledon	45.4693		7:15	12:30	.	
	Wilmer Lopez	45.4693		7:15	12:30	.	
	Joe Villanueva	18.9577		-		.	
	Jose Garcia	17.6420		7:15	12:30	.	
	Christopher Chavez	469729		-		.	
	Hildebrando Herrera	20.6247		7:15	12:30	.	
	Maisas Abraso	886378		7:15	12:30	.	

SIGN IN / OUT CONTAINMENT LOG

DATE: 10.14.21 SUPERINTENDENT: _____

PROJECT: ABIA South campus abatement JOB No.: 214175

SIGNATURE	PRINTED NAME	EMPLOYEE No #	EMPLOYER	TIME IN	TIME OUT	TIME IN	TIME OUT	
	George Abrendano	73.2738	AAR	7:10	12	1:00	4:45	
	Daniel Dietz	70.1692	}	7:10	12	1:00	4:45	
	Ever + Zeledon	45.4693		7:10	12	1:00	4:45	
	Wilmer Lopez	45.4693		7:10	12:	1:00	4:45	
	Joe Villaverde	18.4577		8:00	12:00	1:00	3:00	
	Jose Garcia	17.6420		-	-			
	Christopher Chavez	469729		9:00	12:00	1:00	3:00	
	Hildebrando Herrera	20.6247		7:10	12:00	1:00	4:45	
	Maisel Alansa	88.6378		7:10	12:00	1:00	4:45	

SIGN IN / OUT CONTAINMENT LOG

DATE: 10.15.21 SUPERINTENDENT: _____

PROJECT: ABIA South campus abatement JOB No.: 214175

SIGNATURE	PRINTED NAME	EMPLOYEE NO #	EMPLOYER	TIME IN	TIME OUT	TIME IN	TIME OUT	
	George Abencano	73-2738	AAR	7:10	12:00	1:00	3:40	
	Daniel Dietz	701692	}	7:10	12:00	1:00	3:40	
	Evert Zeledon	45-4693		7:10	12:00	1:00	3:40	
	Wilmer Lopez	45-4693		7:10	12:00	1:00	3:40	
	Joe Villanueva	18-9577		9:00	12:00	1:00	3:00	
	Jose Garcia	17-6420		7:00	12:00	1:00	3:40	
	Christopher Chavez	469729		9:00	12:00	1:00	3:00	
	Hildebrando Herrera	20-6247		7:00	12:00	1:00	3:00	
	Maires Alas	88-6378		7:00	12:00	1:00	3:00	

SECTION 6

Building 8175

- **Daily Observations**
- **Daily Air Sampling Log**
- **Final Clearance Air Sampling Log**
- **Laboratory Report(s)**
- **Photographs**
- **Contractor Daily Observations**
- **Contractor Daily Sign-In Sheets**

FERCAM GROUP

DAILY LOG

ABIA SOUTH CAMPUS ABATEMENT 3600 PRESIDENTIAL BLVD

START DATE 09/17/2021

PROJECT NUMBER 2007061

- 06:40 Fercam rep, abatement supervisor and crew arrived job site.
- 06:50 Abatement supervisor had a safety meeting with the crew.
- 07:00 Fercam rep and supervisor walked around the work area in building 8175.
Crew will continue with the removal pipe insulation.
- 07:10 Fercam rep calibrated area air monitoring pumps at 2lpm for removal of pipe insulation, in building 8175.
- 07:15 Abatement crew in PPE gear start removing pipe insulation in building 8175.
- 07:40 Fercam rep starts paperwork for the day.
- 09:00 Abatement crew in lift removing pipe insulation in building 8175.
- 10:00 Abatement crew continued removal of pipe insulation and bagging in building 8175.
- 12:00 Abatement crew went to lunch break.
- 12:55 Abatement crew came back from lunch break.
- 13:05 Abatement crew in PPE gear removing pipe insulation in building 8175.
- 14:30 Abatement crew removing pipe insulation in building 8175.
- 16:00 Fercam rep observed crew removing pipe insulation in building 8175.
- 16:45 Abatement crew stopped removal activities and decontaminate.
- 17:00 Abatement crew left the jobsite.

FERCAM GROUP

DAILY LOG

ABIA SOUTH CAMPUS ABATEMENT 3600 PRESIDENTIAL BLVD

START DATE 09/20/2021

PROJECT NUMBER 2007061

- 06:40 Fercam rep, a new abatement supervisor, Paul and crew arrived job site.
- 06:45 Abatement supervisor and the crew had a safety meeting.
- 06:50 Fercam rep inspected new supervisor and a new crew document.
- 07:00 Fercam rep and supervisor walked around the work area in building 8175.
Crew remove pipe insulation in men's rest room, parts storage room, inspection room, caulking and flashing on roof.
- 07:15 Fercam rep calibrated area air monitoring pumps at 2lpm for removal of pipe insulation, in building 8175.
- 07:30 Abatement crew removing pipe insulation in men's restroom, building 8175.
- 07:40 Fercam rep starts paperwork for the day.
- 08:40 Abatement supervisor request for visual of men's room. Visual of men's room is good. Fercam rep collected all monitoring pumps.
- 09:00 Fercam rep calibrated area air monitoring pumps at 2lpm for removal of pipe insulation, inspection room in building 8175.
- 09:10 Abatement crew removing pipe insulation in inspection room, building 8175.
- 10:30 Abatement supervisor request for Visual of inspection room. Visual of inspection room is good. Fercam rep collected all monitoring pumps.
- 10:40 Fercam rep calibrated area air monitoring pumps at 2lpm for removal of pipe insulation, parts storage room in building 8175.
- 10:45 Abatement crew start removal of pipe insulation in parts storage room, building 8175.

FERCAM GROUP

- 11:30 Abatement crew ran out of glove bag. Removal paused; supervisor went to get more glove bags.
- 11:50 Abatement crew went to lunch break.
- 12:50 Abatement crew came back from lunch break.
- 13:05 Abatement crew resumed removal of pipe insulation in parts storage room, building 8175 after more glove bags have arrived.
- 14:10 Abatement supervisor request for visual of parts storage room. Visual of storage room is good. Fercam rep collected all monitoring pumps.
- 14:20 Abatement crew encapsulate all rooms.
- 14:50 Fercam rep calibrated area air monitoring pumps at 14lpm for final clearance in building 8175.
- 15:35 Fercam rep calibrated up and down wind monitoring pumps for removal of caulking and roof flashing in building 8175 roof.
- 16:05 Abatement crew request for visual of removal on roof. Visual is good. Rep collected all up and down wind monitoring pumps.
- 16:22 Fercam rep collected area monitoring pumps for final clearance in building 8175.
- 16:35 Fercam rep prepping final clearance cassettes for sample readings
- 17:05 Fercam rep completed sample readings for final clearance. Sample readings are good. Clearance passed.
- 17:10 Abatement crew left the jobsite.

FERCAM GROUP

DAILY LOG

ABIA SOUTH CAMPUS ABATEMENT 3600 PRESIDENTIAL BLVD

START DATE 09/13/2021

PROJECT NUMBER 2007061

- 06:40 Fercam rep, abatement supervisor and crew arrived the job site.
- 06:50 Abatement supervisor had a safety meeting with the crew.
- 06:55 Fercam rep and supervisor did a walk around of work area and deliberate on work schedule. Crew will start prepping and do glove bag removal in rooms (3) with pipe insulation in building 8180.
- 07:10 Fercam rep calibrated area air monitoring pumps at 2lpm for prepping in building 8180. Fercam rep starts paperwork for the day.
- 08:30 Abatement crew prepping rooms with pipe insulation in building 8180.
- 08:40 Abatement supervisor request for inspection in building 8180. Inspection is good. Fercam rep collected all monitoring pumps for prepping.
- 08:50 Fercam rep calibrated area air monitoring pumps at 2lpm for removal of pipe insulation in building 8180, room 1, using glove bag methods.
- 09:10 Abatement crew starts glove bag removal of pipe insulation in building 8180 room 1.
- 09:35 Abatement supervisor request for visual of remove pipes in room 1. Visual is good. Fercam rep collected all area monitoring pumps.
- 09:42 Abatement supervisor request for visual of remove pipes in room 2. Visual is good. Fercam rep collected all area monitoring pumps.
- 09:55 Fercam rep calibrated area air monitoring pumps at 15lpm for final clearance in room 1.
- 10:10 Fercam rep calibrated area air monitoring pumps at 15lpm for final clearance in room 2.
- 10:30 Fercam rep calibrated area air monitoring pumps at 14lpm for baseline in building 8175.

FERCAM GROUP

- 10:40 Fercam rep calibrated area air monitoring pumps at 2lpm for glove bag removal in mechanical room in building 8180.
- 11:30 Abatement crew removing pipe insulation in mechanical room with glove bag.
- 11:55 Abatement crew went to lunch break.
- 12:03 Fercam rep collected all area air monitoring pumps for baseline in building 8175
- 12:50 Abatement crew came back from lunch break.
- 13:05 Abatement crew resumed glove bag removal in mechanical room, building 8180.
- 13:55 Abatement crew request for visual of mechanical room. Visual of mechanical room is good. Fercam rep collected all area monitoring pumps.
- 14:10 Fercam rep calibrated area air monitoring pumps at 15lpm for final clearance in mechanical room, building 8180.
- 14:30 Abatement crew cleaning building 8175 for prepping.
- 15:42 Fercam rep collected all area air monitoring pumps for final clearance in mechanical room in building 8180.
- 16:00 Abatement crew continue to clean building 8175.
- 16:50 Abatement crew stopped prepping in building 8175.
- 17:00 Abatement crew left jobsite.

FERCAM GROUP

DAILY LOG

ABIA SOUTH CAMPUS ABATEMENT 3600 PRESIDENTIAL BLVD

START DATE 09/14/2021

PROJECT NUMBER 2007061

- 06:45 Fercam rep, abatement supervisor and crew arrived the job site.
- 06:50 Abatement supervisor had a safety meeting with the crew.
- 07:00 Fercam rep and supervisor went over the day schedule. Abatement crew will remove roof flashing in building 8180 and thereafter move to building 8175.
- 07:15 Fercam rep calibrated up and down wind monitoring pumps at 2lpm for removal of roof flashing in building 8180.
- 07:35 Fercam rep starts paperwork for the day.
- 09:05 Abatement crew completed removal of roof flashing in first unit in building 8180. Fercam rep collected up and down wind monitoring pumps.
- 09:30 Fercam rep calibrated up and down wind monitoring pumps at 2lpm for removal of window caulking (front) in building 8175.
- 10:00 Fercam rep calibrated up and down wind monitoring pumps at 2lpm for removal of window caulking (side 1) in building 8175.
- 10:20 Fercam rep calibrated up and down wind monitoring pumps at 2lpm for removal of window caulking (side 2) in building 8175.
- 11:40 Abatement supervisor request for visual of removed window caulking in windows side 1 and 2. Visual of window caulking is good. Fercam rep collected all up and down monitoring pumps.
- 12:00 Abatement crew went to lunch break.
- 12:55 Abatement crew came back from lunch break.
- 13:10 Abatement crew resumed removal of caulking in front window in building 8175.

FERCAM GROUP

- 13:30 Fercam rep calibrated up and down wind monitoring pumps at 2lpm for removal of 3 windows caulking at the back of building 8175.
- 14:00 Fercam rep calibrated up and down wind monitoring pumps at 2lpm for removal of door glazing (2 doors) in building 8175.
- 14:25 Abatement supervisor request for visual of removed window caulking in the front. Visual of window caulking is good. Fercam rep collected all up and down monitoring pumps.
- 15:35 Abatement supervisor request for visual of removed 3 windows caulking in the back. Visual of 3 window caulking is good. Fercam rep collected all up and down monitoring pumps.
- 16:10 Abatement supervisor request for visual of removed 2 doors glazing. Visual of 2 doors glazing is good. Fercam rep collected all up and down monitoring pumps.
- 16:30 Abatement crew cleaning work area and picking up equipment and tools.
- 17:00 Abatement crew left the jobsite.

FERCAM GROUP

DAILY LOG

ABIA SOUTH CAMPUS ABATEMENT 3600 PRESIDENTIAL BLVD

START DATE 09/16/2021

PROJECT NUMBER 2007061

- 06:45 Fercam rep and abatement crew with supervisor arrived the job site.
- 06:50 Abatement supervisor and the crew had safety meeting.
- 07:05 Fercam rep and supervisor walk around building 8175. Crew will remove floor tiles and mastic using RFCI process. Crew will prep and supervisor is leasing a lift for removal in building 8175.
- 07:20 Fercam rep calibrated area air monitoring pumps at 2lpm for prepping utility room in building 8175.
- 07:40 Fercam rep calibrated area air monitoring pumps at 2lpm for prepping parts cleaning storage room in building 8175.
- 07:50 Fercam rep starts paperwork for the day.
- 08:00 Fercam rep calibrated area air monitoring pumps at 2lpm for removal of floor tiles and mastic using RFCI in utility room, building 8175.
- 08:25 Fercam rep calibrated area air monitoring pumps at 2lpm for removal of floor tiles and mastic using RFCI in parts storage room in building 8175.
- 09:00 Abatement supervisor request for visual of removed floor tiles in utility room.
- 09:10 Visual of removed floor tiles and mastic in utility room is good. Fercam rep collected all monitoring pumps. Crew encapsulate utility room.
- 09:20 Fercam rep calibrated area monitoring pumps at 14lpm for final clearance in utility room.
- 09:45 Abatement supervisor request for visual of removed floor tiles and mastic in parts storage room.

FERCAM GROUP

- 09:55 Visual of removed floor tiles and mastic in parts storage room is good. Fercam rep collected monitoring pumps. Crew encapsulate parts storage room.
- 10:30 Fercam rep calibrated area monitoring pumps at 14lpm for final clearance in parts storage room.
- 10:40 Fercam rep calibrated area air monitoring pumps at 2lpm for prepping south office room in building 8175.
- 10:53 Fercam rep collected area monitoring pumps for final clearance in utility room.
- 11:15 Fercam rep prepping utility room clearance cassettes for sample reading.
- 11:45 Fercam rep completes reading of utility room clearance cassettes. Clearance is good.
- 11:55 Abatement crew went to lunch break.
- 12:05 Fercam rep collected area monitoring pumps for final clearance in parts storage room.
- 12:50 Abatement crew came back from lunch.
- 13:10 Fercam rep calibrated area monitoring pumps at 2lpm for prepping mechanical room in building 8175.
- 13:23 Fercam rep calibrated area air monitoring pumps at 2lpm for removal of floor tiles and mastic using RFCI in south office, building 8175.
- 13:40 Fercam rep prepping parts storage final clearance cassettes for sample readings.
- 14:20 Fercam rep completed reading of parts storage room clearance cassettes. sample reading of clearance cassettes is good.
- 14:35 Abatement supervisor request for visual of removed floor tiles and mastic in south office room, building 8175.
- 14:45 Visual of removed floor tiles and mastic in south office is good. Fercam rep collected monitoring pumps. Crew encapsulate south office room.

FERCAM GROUP

15:15 Fercam rep calibrated area monitoring pumps at 14lpm for final clearance in south office room.

16:10 Abatement crew completed prepping mechanical room in building 8175.

16:48 Fercam rep collected south office final clearance area air monitoring pumps.

17:00 Abatement crew left the jobsite.

FERCAM GROUP

DAILY LOG

ABIA SOUTH CAMPUS ABATEMENT 3600 PRESIDENTIAL BLVD

START DATE 09/16/2021

PROJECT NUMBER 2007061

- 06:40 Fercam rep and abatement supervisor and crew arrived at the job site.
- 06:55 Abatement supervisor and the crew did safety meeting.
- 07:00 Fercam rep and supervisor discussed the day work schedule. Crew will remove caulking and flashing on roof, second unit in building 8180 with lease lift. Crew will remove insulation pipes in the mechanical room and start prepping in building 8175.
- 07:15 Fercam rep calibrated area air up and down wind monitoring pumps at 2lpm for removal of caulking and flashing on roof in building 8180 using lift.
- 07:30 Fercam rep starts paperwork for the day.
- 08:00 Abatement supervisor request for visual of removed caulking and roof flashing in building 8180. Fercam rep collected monitoring pumps.
- 08:10 Abatement crew moved lift and equipment to building 8175.
- 08:30 Fercam rep calibrated area air monitoring pumps at 2lpm for removal of insulation pipes in mechanical room in building 8175.
- 08:35 Abatement crew start removal of pipe insulation in mechanical room.
- 08:45 Fercam rep calibrated area monitoring pumps at 2lpm for prepping in main building 8175 for pipe insulation removal using lift.
- 10:10 Abatement supervisor request for inspection of glove bag prepping. inspection is good. Fercam rep collected all monitoring pumps.
- 10:20 Fercam rep calibrated area air monitoring pumps at 2lpm for removal of pipe insulation inside main building 8175.
- 10:30 Abatement crew starts removal of pipe insulation inside main building 8175.

FERCAM GROUP

- 10:45 Abatement supervisor request for visual of mechanical room. Visual of mechanical is good. Crew encapsulate mechanical room. Rep collects pumps
- 11:30 Fercam rep calibrated mechanical room area air monitoring pumps for final clearance in building 8175.
- 11:55 Abatement crew went to lunch break.
- 11:50 Abatement crew came back from lunch break.
- 13:05 Fercam rep collected area monitoring pumps for mechanical room clearance.
- 13:10 Abatement crew resumed removal of pipe insulation in building 8175.
- 13:30 Fercam rep prepping mechanical room final clearance for sample readings.
- 14:00 Fercam rep completes clearance sample readings. Sample readings are good. Rep notifies supervisor of result of sample readings.
- 15:00 Abatement crew removing pipe insulations in building 8175.
- 16:00 Abatement crew continued with removal of pipe insulation in building 8175.
- 16:45 Abatement crew stopped removal of pipe insulation and decontaminate.
- 17:00 Abatement crew left the jobsite.

Table 1
DAILY AIR SAMPLING LOG – BY PCM ANALYSIS

PROJECT NAME:		South Campus Military Hangar Abatement Oversight		INSPECTION FIRM:		Fercam Group	
SITE ADDRESS:		3600 Presidential Austin, Texas 78719		ASBESTOS CONSULTANT(S):		Fernando Yepez	
AREA(S) ABATED:		15 Buildings, Interior and Exterior		DATE OF ABATEMENT:		August 16, 2021 – November 19, 2021	
Sample No.	Sample Type	Sample Location	Date	Air Volume (liters)	Quantification Limit (f/cc)	Fiber Concentration (f/cc)	
LS-0251	BLANK	Building 8175	9/13/2021	N/A	N/A	N/A	
LS-0252	BLANK	Building 8175	9/13/2021	N/A	N/A	N/A	
LS-0253	BASELINE - 1	Building 8175	9/13/2021	1,302	0.001	0.001	
LS-0254	BASELINE - 2	Building 8175	9/13/2021	1,302	0.001	0.001	
LS-0255	BASELINE - 3	Building 8175	9/13/2021	1,288	0.001	1.001	
LS-0256	BASELINE - 4	Building 8175	9/13/2021	1,274	0.001	0.001	
LS-0257	BASELINE - 5	Building 8175	9/13/2021	1,260	0.001	0.001	
LS-0277	BLANK	Building 8175, Front	9/14/2021	N/A	N/A	N/A	
LS-0278	BLANK	Building 8175, Front	9/14/2021	N/A	N/A	N/A	
LS-0279	Sample_TypeUP WIND, Caulking/ Flashing Removal	Building 8175, Front	9/14/2021	(50)	-0.137	0.003	
LS-0280	Sample_TypeDOWN WIND, Caulking/ Flashing Removal	Building 8175, Front	9/14/2021	(52)	-0.115	1.002	

LEGEND

A = Abatement

BL = Baseline

FC = Final Clearance

N/A = Not Applicable

f/cc = fibers per cubic centimeter

PCM = Phase Contrast Microscopy

PW = Preparation Work

Table 1
DAILY AIR SAMPLING LOG – BY PCM ANALYSIS

PROJECT NAME:		South Campus Military Hangar Abatement Oversight		INSPECTION FIRM:		Fercam Group	
SITE ADDRESS:		3600 Presidential Austin, Texas 78719		ASBESTOS CONSULTANT(S):		Fernando Yepez	
AREA(S) ABATED:		15 Buildings, Interior and Exterior		DATE OF ABATEMENT:		August 16, 2021 – November 19, 2021	
Sample No.	Sample Type	Sample Location	Date	Air Volume (liters)	Quantification Limit (f/cc)	Fiber Concentration (f/cc)	
LS-0281	BLANK	Building 8175, Side 1	9/14/2021	N/A	N/A	N/A	
LS-0282	BLANK	Building 8175, Side 1	9/14/2021	N/A	N/A	N/A	
LS-0283	Sample_TypeUP WIND, Caulking/ Flashing Removal	Building 8175, Side 1	9/14/2021	200	0.034	0.003	
LS-0284	Sample_TypeDOWN WIND, Caulking/ Flashing Removal	Building 8175, Side 1	9/14/2021	198	0.030	1.002	
LS-0285	BLANK	Building 8175, Side 2	9/14/2021	N/A	N/A	N/A	
LS-0286	BLANK	Building 8175, Side 2	9/14/2021	N/A	N/A	N/A	
LS-0287	Sample_TypeUP WIND, Caulking/ Flashing Removal	Building 8175, Side 2	9/14/2021	170	0.040	0.003	
LS-0288	Sample_TypeDOWN WIND, Caulking/ Flashing Removal	Building 8175, Side 2	9/14/2021	168	0.036	1.002	
LS-0289	BLANK	Building 8175, Windows	9/14/2021	N/A	N/A	N/A	
LS-0290	BLANK	Building 8175, Windows	9/14/2021	N/A	N/A	N/A	

LEGEND

A = Abatement

BL = Baseline

FC = Final Clearance

N/A = Not Applicable

f/cc = fibers per cubic centimeter

PCM = Phase Contrast Microscopy

PW = Preparation Work

Table 1
DAILY AIR SAMPLING LOG – BY PCM ANALYSIS

PROJECT NAME:		South Campus Military Hangar Abatement Oversight		INSPECTION FIRM:		Fercam Group	
SITE ADDRESS:		3600 Presidential Austin, Texas 78719		ASBESTOS CONSULTANT(S):		Fernando Yepez	
AREA(S) ABATED:		15 Buildings, Interior and Exterior		DATE OF ABATEMENT:		August 16, 2021 – November 19, 2021	
Sample No.	Sample Type	Sample Location	Date	Air Volume (liters)	Quantification Limit (f/cc)	Fiber Concentration (f/cc)	
LS-0291	Sample_TypeUP WIND, Caulking/ Flashing Removal	Building 8175, Windows	9/14/2021	250	0.027	0.003	
LS-0292	Sample_TypeDOWN WIND, Caulking/ Flashing Removal	Building 8175, Windows	9/14/2021	248	0.024	1.002	
LS-0293	BLANK	Building 8175, Doors	9/14/2021	N/A	N/A	N/A	
LS-0294	BLANK	Building 8175, Doors	9/14/2021	N/A	N/A	N/A	
LS-0295	Sample_TypeUP WIND, Caulking/ Flashing Removal	Building 8175, Doors	9/14/2021	260	0.026	0.003	
LS-0296	Sample_TypeDOWN WIND, Caulking/ Flashing Removal	Building 8175, Doors	9/14/2021	258	0.023	1.002	
LS-0313	BLANK	Building 8175, Utility Room	9/15/2021	N/A	N/A	N/A	
LS-0314	BLANK	Building 8175, Utility Room	9/15/2021	N/A	N/A	N/A	
LS-0315	Sample_TypeINSIDE WORK AREA, Floor Tiles/ Mastic Removal	Building 8175, Utility Room	9/15/2021	140	0.031	0.003	
LS-0316	Sample_TypeOUTSIDE WORK AREA, Floor Tiles/ Mastic Removal	Building 8175, Utility Room	9/15/2021	138	0.019	1.002	

LEGEND

A = Abatement

BL = Baseline

FC = Final Clearance

N/A = Not Applicable

f/cc = fibers per cubic centimeter

PCM = Phase Contrast Microscopy

PW = Preparation Work

Table 1
DAILY AIR SAMPLING LOG – BY PCM ANALYSIS

PROJECT NAME:		South Campus Military Hangar Abatement Oversight		INSPECTION FIRM:		Fercam Group	
SITE ADDRESS:		3600 Presidential Austin, Texas 78719		ASBESTOS CONSULTANT(S):		Fernando Yepez	
AREA(S) ABATED:		15 Buildings, Interior and Exterior		DATE OF ABATEMENT:		August 16, 2021 – November 19, 2021	
Sample No.	Sample Type	Sample Location	Date	Air Volume (liters)	Quantification Limit (f/cc)	Fiber Concentration (f/cc)	
LS-0317	BLANK	Building 8175, Parts Storage Room	9/15/2021	N/A	N/A	N/A	
LS-0318	BLANK	Building 8175, Parts Storage Room	9/15/2021	N/A	N/A	N/A	
LS-0319	Sample_TypeINSIDE WORK AREA, Floor Tiles/ Mastic Removal	Building 8175, Parts Storage Room	9/15/2021	180	0.038	0.003	
LS-0320	Sample_TypeOUTSIDE WORK AREA, Floor Tiles/ Mastic Removal	Building 8175, Parts Storage Room	9/15/2021	178	0.034	1.002	
LS-0321	BLANK	Building 8175, South Office Room	9/15/2021	N/A	N/A	N/A	
LS-0322	BLANK	Building 8175, South Office Room	9/15/2021	N/A	N/A	N/A	
LS-0323	Sample_TypeINSIDE WORK AREA, Floor Tiles/ Mastic Removal	Building 8175, South Office Room	9/15/2021	490	0.014	0.003	
LS-0324	Sample_TypeOUTSIDE WORK AREA, Floor Tiles/ Mastic Removal	Building 8175, South Office Room	9/15/2021	488	0.012	1.002	
LS-0340	BLANK	Building 8175, Mechanical Room	9/16/2021	N/A	N/A	N/A	

LEGEND

A = Abatement

BL = Baseline

FC = Final Clearance

N/A = Not Applicable

f/cc = fibers per cubic centimeter

PCM = Phase Contrast Microscopy

PW = Preparation Work

Table 1
DAILY AIR SAMPLING LOG – BY PCM ANALYSIS

PROJECT NAME:		South Campus Military Hangar Abatement Oversight		INSPECTION FIRM:		Fercam Group	
SITE ADDRESS:		3600 Presidential Austin, Texas 78719		ASBESTOS CONSULTANT(S):		Fernando Yepez	
AREA(S) ABATED:		15 Buildings, Interior and Exterior		DATE OF ABATEMENT:		August 16, 2021 – November 19, 2021	
Sample No.	Sample Type	Sample Location	Date	Air Volume (liters)	Quantification Limit (f/cc)	Fiber Concentration (f/cc)	
LS-0341	BLANK	Building 8175, Mechanical Room	9/16/2021	N/A	N/A	N/A	
LS-0342	Sample_TypeINSIDE WORK AREA, Caulking/ Pipe Insulation Removal	Building 8175, Mechanical Room	9/16/2021	260	0.013	0.003	
LS-0343	Sample_TypeOUTSIDE WORK AREA, Caulking/ Pipe Insulation Removal	Building 8175, Mechanical Room	9/16/2021	258	0.003	1.002	
LS-0344	BLANK	Building 8175, Main Room	9/16/2021	N/A	N/A	N/A	
LS-0345	BLANK	Building 8175, Main Room	9/16/2021	N/A	N/A	N/A	
LS-0346	Sample_TypeINSIDE WORK AREA - 1, Caulking/ Pipe Insulation Removal	Building 8175, Main Room	9/16/2021	260	0.013	0.003	
LS-0347	Sample_TypeINSIDE WORK AREA - 2, Caulking/ Pipe Insulation Removal	Building 8175, Main Room	9/16/2021	258	0.007	1.002	
LS-0348	Sample_TypeINSIDE WORK AREA - 3, Caulking/ Pipe Insulation Removal	Building 8175, Main Room	9/16/2021	260	0.016	0.003	
LS-0349	Sample_TypeINSIDE WORK AREA - 4, Caulking/ Pipe Insulation Removal	Building 8175, Main Room	9/16/2021	258	0.010	1.002	

LEGEND

A = Abatement

BL = Baseline

FC = Final Clearance

N/A = Not Applicable

f/cc = fibers per cubic centimeter

PCM = Phase Contrast Microscopy

PW = Preparation Work

Table 1
DAILY AIR SAMPLING LOG – BY PCM ANALYSIS

PROJECT NAME:		South Campus Military Hangar Abatement Oversight		INSPECTION FIRM:		Fercam Group	
SITE ADDRESS:		3600 Presidential Austin, Texas 78719		ASBESTOS CONSULTANT(S):		Fernando Yepez	
AREA(S) ABATED:		15 Buildings, Interior and Exterior		DATE OF ABATEMENT:		August 16, 2021 – November 19, 2021	
Sample No.	Sample Type	Sample Location	Date	Air Volume (liters)	Quantification Limit (f/cc)	Fiber Concentration (f/cc)	
LS-0350	Sample_TypeINSIDE WORK AREA - 5, Caulking/ Pipe Insulation Removal	Building 8175, Main Room	9/16/2021	258	0.007	1.002	
LS-0351	Sample_TypeINSIDE WORK AREA - 6, Caulking/ Pipe Insulation Removal	Building 8175, Main Room	9/16/2021	260	0.007	1.002	
LS-0352	Sample_TypeOUTSIDE WORK AREA, Caulking/ Pipe Insulation Removal	Building 8175, Main Room	9/16/2021	260	0.003	1.002	
LS-0353	BLANK	Building 8175	9/16/2021	N/A	N/A	N/A	
LS-0354	BLANK	Building 8175	9/16/2021	N/A	N/A	N/A	
LS-0355	PREPPING - SOUTH WEST	Building 8175	9/16/2021	170	0.005	0.001	
LS-0356	PREPPING - NORTH	Building 8175	9/16/2021	168	0.005	0.001	
LS-0357	PREPPING - SOUTH	Building 8175	9/16/2021	166	0.008	0.001	
LS-0358	PREPPING - NORTH EAST	Building 8175	9/16/2021	164	0.005	0.001	
LS-0359	PREPPING - NORTH WEST	Building 8175	9/16/2021	162	0.005	0.001	
LS-0360	PREPPING - SOUTH EAST	Building 8175	9/16/2021	162	0.005	0.001	
LS-0366	BLANK	Building 8175	9/17/1921	N/A	N/A	N/A	
LS-0367	BLANK	Building 8175	9/17/1921	N/A	N/A	N/A	

LEGEND

A = Abatement

BL = Baseline

FC = Final Clearance

N/A = Not Applicable

f/cc = fibers per cubic centimeter

PCM = Phase Contrast Microscopy

PW = Preparation Work

Table 1
DAILY AIR SAMPLING LOG – BY PCM ANALYSIS

PROJECT NAME:		South Campus Military Hangar Abatement Oversight		INSPECTION FIRM:		Fercam Group	
SITE ADDRESS:		3600 Presidential Austin, Texas 78719		ASBESTOS CONSULTANT(S):		Fernando Yepez	
AREA(S) ABATED:		15 Buildings, Interior and Exterior		DATE OF ABATEMENT:		August 16, 2021 – November 19, 2021	
Sample No.	Sample Type	Sample Location	Date	Air Volume (liters)	Quantification Limit (f/cc)	Fiber Concentration (f/cc)	
LS-0368	Sample_TypeINSIDE WORK AREA - 1, Pipe Insulation Removal	Building 8175	9/17/1921	430	0.006	0.003	
LS-0369	Sample_TypeINSIDE WORK AREA - 2, Pipe Insulation Removal	Building 8175	9/17/1921	428	0.004	1.002	
LS-0370	Sample_TypeINSIDE WORK AREA - 3, Pipe Insulation Removal	Building 8175	9/17/1921	422	0.006	0.003	
LS-0371	Sample_TypeINSIDE WORK AREA - 4, Pipe Insulation Removal	Building 8175	9/17/1921	420	0.006	1.002	
LS-0372	Sample_TypeINSIDE WORK AREA - 5, Pipe Insulation Removal	Building 8175	9/17/1921	416	0.004	1.002	
LS-0373	Sample_TypeINSIDE WORK AREA - 6, Pipe Insulation Removal	Building 8175	9/17/1921	414	0.004	1.002	
LS-0374	Sample_TypeOUTSIDE WORK AREA, Pipe Insulation Removal	Building 8175	9/17/1921	412	0.002	1.002	
LS-0375	BLANK	Building 8175, Inside Work Area 1	9/20/1921	N/A	N/A	N/A	
LS-0376	BLANK	Building 8175, Inside Work Area 1	9/20/1921	N/A	N/A	N/A	

LEGEND

A = Abatement

BL = Baseline

FC = Final Clearance

N/A = Not Applicable

f/cc = fibers per cubic centimeter

PCM = Phase Contrast Microscopy

PW = Preparation Work

Table 1
DAILY AIR SAMPLING LOG – BY PCM ANALYSIS

PROJECT NAME:		South Campus Military Hangar Abatement Oversight		INSPECTION FIRM:		Fercam Group	
SITE ADDRESS:		3600 Presidential Austin, Texas 78719		ASBESTOS CONSULTANT(S):		Fernando Yepez	
AREA(S) ABATED:		15 Buildings, Interior and Exterior		DATE OF ABATEMENT:		August 16, 2021 – November 19, 2021	
Sample No.	Sample Type	Sample Location	Date	Air Volume (liters)	Quantification Limit (f/cc)	Fiber Concentration (f/cc)	
LS-0377	Sample_TypeABATEMENT, Pipe Insulation Removal	Building 8175, Inside Work Area 1	9/20/1921	828	0.003	0.003	
LS-0378	Sample_TypeABATEMENT, Pipe Insulation Removal	Building 8175, Inside Work Area 2	9/20/1921	826	0.002	1.002	
LS-0379	Sample_TypeABATEMENT, Pipe Insulation Removal	Building 8175, Inside Work Area 3	9/20/1921	824	0.003	0.003	
LS-0380	Sample_TypeABATEMENT, Pipe Insulation Removal	Building 8175, Men's Room	9/20/1921	170	0.010	1.002	
LS-0381	Sample_TypeABATEMENT, Pipe Insulation Removal	Building 8175, Inspection Room	9/20/1921	180	0.009	1.002	
LS-0382	Sample_TypeABATEMENT, Pipe Insulation Removal	Building 8175, Parts Storage Room	9/20/1921	420	0.004	1.002	
LS-0383	Sample_TypeAbatement, Pipe Insulation Removal	Building 8175, Outside Work Area	9/20/1921	824	0.001	1.002	
LS-0384	Sample_TypeUP WIND, Pipe Insulation Removal	Building 8175, Outside Work Area	9/20/1921	60	0.014	1.002	
LS-0385	Sample_TypeDOWN WIND, Pipe Insulation Removal	Building 8175, Outside Work Area	9/20/1921	58	0.015	1.002	

LEGEND

A = Abatement

BL = Baseline

FC = Final Clearance

N/A = Not Applicable

f/cc = fibers per cubic centimeter

PCM = Phase Contrast Microscopy

PW = Preparation Work

Table 2
FINAL CLEARANCE AIR SAMPLING LOG – BY PCM ANALYSIS

PROJECT NAME:		South Campus Military Hangar Abatement Oversight		INSPECTION FIRM:		Fercam Group	
SITE ADDRESS:		3600 Presidential Austin, Texas 78719		ASBESTOS CONSULTANT(S):		Fernando Yepez	
AREA(S) ABATED:		15 Buildings, Interior and Exterior		DATE OF ABATEMENT:		August 16, 2021 – November 19, 2021	
Sample No.	Sample Type	Sample Location	Date	Air Volume (liters)	Quantification Limit (f/cc)	Fiber Concentration (f/cc)	
LS-0325	BLANK	Building 8175, Utility Room	9/15/2021	N/A	N/A	N/A	
LS-0326	BLANK	Building 8175, Utility Room	9/15/2021	N/A	N/A	N/A	
LS-0327	FINAL CLEARANCE - 1 NORTH	Building 8175, Utility Room	9/15/2021	1,302	0.001	0.0031	
LS-0328	FINAL CLEARANCE - 2 SOUTH EAST	Building 8175, Utility Room	9/15/2021	1,288	0.001	1.001	
LS-0329	FINAL CLEARANCE - 3 SOUTH	Building 8175, Utility Room	9/15/2021	1,274	0.001	1.001	
LS-0330	FINAL CLEARANCE - 2 SOUTH WEST	Building 8175, Parts Storage Room	9/15/2021	1,330	0.001	1.001	
LS-0331	FINAL CLEARANCE - 2 SOUTH WEST	Building 8175, Parts Storage Room	9/15/2021	1,316	0.001	1.001	
LS-0332	FINAL CLEARANCE - 3 SOUTH	Building 8175, Parts Storage Room	9/15/2021	1,302	0.001	1.001	
LS-0333	FINAL CLEARANCE - 1 NORTH	Building 8175, South Office Room	9/15/2021	1,302	0.001	0.0031	
LS-0334	FINAL CLEARANCE - 2 SOUTH	Building 8175, South Office Room	9/15/2021	1,274	0.001	1.001	

LEGEND

A = Abatement

BL = Baseline

FC = Final Clearance

N/A = Not Applicable

f/cc = fibers per cubic centimeter

PCM = Phase Contrast Microscopy

PW = Preparation Work

Table 2
FINAL CLEARANCE AIR SAMPLING LOG – BY PCM ANALYSIS

PROJECT NAME:		South Campus Military Hangar Abatement Oversight		INSPECTION FIRM:		Fercam Group	
SITE ADDRESS:		3600 Presidential Austin, Texas 78719		ASBESTOS CONSULTANT(S):		Fernando Yepez	
AREA(S) ABATED:		15 Buildings, Interior and Exterior		DATE OF ABATEMENT:		August 16, 2021 – November 19, 2021	
Sample No.	Sample Type	Sample Location	Date	Air Volume (liters)	Quantification Limit (f/cc)	Fiber Concentration (f/cc)	
LS-0335	FINAL CLEARANCE - 3 SOUTH WEST	Building 8175, South Office Room	9/15/2021	1,260	0.001	1.001	
LS-0361	BLANK	Building 8175, Mechanical Room	9/16/2021	N/A	N/A	N/A	
LS-0362	BLANK	Building 8175, Mechanical Room	9/16/2021	N/A	N/A	N/A	
LS-0363	FINAL CLEARANCE - 1 NORTH	Building 8175, Mechanical Room	9/16/2021	1,330	0.001	0.0031	
LS-0364	FINAL CLEARANCE - 2 SOUTH EAST	Building 8175, Mechanical Room	9/16/2021	1,316	0.001	1.001	
LS-0365	FINAL CLEARANCE - 3 SOUTH	Building 8175, Mechanical Room	9/16/2021	1,302	0.001	1.001	
LS-0386	BLANK	Building 8175, North	9/20/2021	N/A	N/A	N/A	
LS-0387	BLANK	Building 8175, North	9/20/2021	N/A	N/A	N/A	
LS-0388	FINAL CLEARANCE - 1	Building 8175, North	9/20/2021	1,288	0.001	0.0031	
LS-0389	FINAL CLEARANCE - 2	Building 8175, Southeast	9/20/2021	1,288	0.001	1.001	

LEGEND

A = Abatement

BL = Baseline

FC = Final Clearance

N/A = Not Applicable

f/cc = fibers per cubic centimeter

PCM = Phase Contrast Microscopy

PW = Preparation Work

Table 2
FINAL CLEARANCE AIR SAMPLING LOG – BY PCM ANALYSIS

PROJECT NAME:		South Campus Military Hangar Abatement Oversight		INSPECTION FIRM:		Fercam Group	
SITE ADDRESS:		3600 Presidential Austin, Texas 78719		ASBESTOS CONSULTANT(S):		Fernando Yepez	
AREA(S) ABATED:		15 Buildings, Interior and Exterior		DATE OF ABATEMENT:		August 16, 2021 – November 19, 2021	
Sample No.	Sample Type	Sample Location	Date	Air Volume (liters)	Quantification Limit (f/cc)	Fiber Concentration (f/cc)	
LS-0390	FINAL CLEARANCE - 3	Building 8175, Parts Storage Room	9/20/2021	1,288	0.001	1.001	
LS-0391	FINAL CLEARANCE - 4	Building 8175, Men's Room	9/20/2021	1,288	0.001	1.001	
LS-0392	FINAL CLEARANCE - 5	Building 8175, Inspection Room	9/20/2021	1,288	0.001	1.001	

LEGEND

A = Abatement

BL = Baseline

FC = Final Clearance

N/A = Not Applicable

f/cc = fibers per cubic centimeter

PCM = Phase Contrast Microscopy

PW = Preparation Work

FERCAM GROUP

AIR MONITORING DATA FORM

Date: 13-Sep-2021
 Client: CITY OF AUSTIN
 Activity: AIR MONITORING
BASELINE
 LOCATION: BUILDING 8175

Project Name: ABIA SOUTH CAMPUS ABATEMENT
 Location: 3601 PRESIDENTIAL BLVD TRAVIS AUSTIN
 Project Manager: LADI SODIPE
 Project No.: 2007061

Sample Number	Description Activity/Location/Name/SS#	Flow Rate	Start Time	Stop Time	Blank Count	Total Time (MINS)	Volume (VOL)	# of Fibers	Fields	CV*	LOQ*	Fiber Density (f/mm)	Fiber Conc, (f/cc)	95% upper Con limit	Reported Fiber conc. (f/cc)
LS-0251	FIELD BLANK	-	-	-	-	-	-	-	100	-	-	-	-	-	-
LS-0252	FIELD BLANK	-	-	-	-	-	-	-	100	-	-	-	-	-	-
LS-0253	BASELINE - 1	14.0	10:30	12:03	-	93	1,302	1	100	0.450	0.004	1.27	0.000	0.001	0.001
LS-0254	BASELINE - 2	14.0	10:32	12:05	-	93	1,302	1	100	0.450	0.004	1.27	0.000	0.001	0.001
LS-0255	BASELINE - 3	14.0	10:34	12:06	-	92	1,288	1	100	0.450	0.004	1.27	0.000	0.001	1.001
LS-0256	BASELINE - 4	14.0	10:36	12:07	-	91	1,274	1	100	0.450	0.004	1.27	0.000	0.001	0.001
LS-0257	BASELINE - 5	14.0	10:38	12:08	-	90	1,260	1	100	0.450	0.004	1.27	0.000	0.001	0.001

* CV = Coefficient Of Variation (See table)
 LOQ = 4.9044 / VOL

**BR = Barrier
 CR = Clean Room
 IWA = Inside Work Area
 PS = Personnel

BL = Base Line
 FC = Final Clearance
 NAM = Negative Air Machine
 QCB = Quality Control Blank

I hereby certify that the above samples have been analyzed by Phase Contrast Microscopy in accordance with the NIOSH 7400 method using the "A" Counting rules.

Contractor: AAR Incorporated
 Supervisor's Name: LUIS TREVINO
 No. of Workers: 6
 PPE Used: YES

Analyst: (Print Name) LADI SODIPE
 Signature: ladi sodipe

FERCAM GROUP

AIR MONITORING DATA FORM

Date: 14-Sep-2021
 Client: CITY OF AUSTIN
 Activity: AIR MONITORING
CAULKING/FLASHING REMOVAL
LOCATION: BLDGS. 8175

Project Name: ABIA SOUTH CAMPUS ABATEMENT
 Location: 3601 PRESIDENTIAL BLVD TRAVIS AUSTIN
 Project Manager: LADI SODIPE
 Project No.: 2007061

Sample Number	Description Activity/Location/Name/SS#	Flow Rate	Start Time	Stop Time	Blank Count	Total Time (MINS)	Volume (VOL)	# of Fibers	Fields	CV*	LOQ*	Fiber Density (f/mm)	Fiber Conc. (f/cc)	95% upper Con limit	Reported Fiber conc. (f/cc)
	BLDG 8175 - FRONT														
LS-0277	FIELD BLANK	-	-	-	-	-	-	-	100	-	-	-	-	-	-
LS-0278	FIELD BLANK	-	-	-	-	-	-	-	100	-	-	-	-	-	-
LS-0279	UP WIND	2.0	9:30	9:05	-	-25	-50	8	100	0.450	-0.098	10.19	-0.078	-0.137	0.003
LS-0280	DOWN WIND	2.0	9:32	9:06	-	-26	-52	7	100	0.450	-0.094	8.92	-0.066	-0.115	1.002
	BLDG 8175 - SIDE 1														
LS-0281	FIELD BLANK	-	-	-	-	-	-	-	100	-	-	-	-	-	-
LS-0282	FIELD BLANK	-	-	-	-	-	-	-	100	-	-	-	-	-	-
LS-0283	UP WIND	2.0	10:00	11:40	-	100	200	8	100	0.450	0.025	10.19	0.020	0.034	0.003
LS-0284	DOWN WIND	2.0	10:02	11:41	-	99	198	7	100	0.450	0.025	8.92	0.017	0.030	1.002
	BLDG 8175 - SIDE 2														
LS-0285	FIELD BLANK	-	-	-	-	-	-	-	100	-	-	-	-	-	-
LS-0286	FIELD BLANK	-	-	-	-	-	-	-	100	-	-	-	-	-	-
LS-0287	UP WIND	2.0	10:20	11:45	-	85	170	8	100	0.450	0.029	10.19	0.023	0.040	0.003
LS-0288	DOWN WIND	2.0	10:22	11:46	-	84	168	7	100	0.450	0.029	8.92	0.020	0.036	1.002

FERCAM GROUP

AIR MONITORING DATA FORM

Date: 14-Sep-2021
 Client: CITY OF AUSTIN
 Activity: AIR MONITORING
CAULKING/FLASHING REMOVAL
LOCATION: BLDGS. 8175

Project Name: ABIA SOUTH CAMPUS ABATEMENT
 Location: 3601 PRESIDENTIAL BLVD TRAVIS AUSTIN
 Project Manager: LADI SODIPE
 Project No.: 2007061

Sample Number	Description Activity/Location/Name/SS#	Flow Rate	Start Time	Stop Time	Blank Count	Total Time (MINS)	Volume (VOL)	# of Fibers	Fields	CV*	LOQ*	Fiber Density (f/mm)	Fiber Conc. (f/cc)	95% upper Con limit	Reported Fiber conc. (f/cc)
BLDG 8175 - WINDOWS															
LS-0289	FIELD BLANK	-	-	-	-	-	-	-	100	-	-	-	-	-	-
LS-0290	FIELD BLANK	-	-	-	-	-	-	-	100	-	-	-	-	-	-
LS-0291	UP WIND	2.0	13:30	15:35	-	125	250	8	100	0.450	0.020	10.19	0.016	0.027	0.003
LS-0292	DOWN WIND	2.0	13:32	15:36	-	124	248	7	100	0.450	0.020	8.92	0.014	0.024	1.002
BLDG 8175 - DOORS															
LS-0293	FIELD BLANK	-	-	-	-	-	-	-	100	-	-	-	-	-	-
LS-0294	FIELD BLANK	-	-	-	-	-	-	-	100	-	-	-	-	-	-
LS-0295	UP WIND	2.0	14:00	16:10	-	130	260	8	100	0.450	0.019	10.19	0.015	0.026	0.003
LS-0296	DOWN WIND	2.0	14:02	16:11	-	129	258	7	100	0.450	0.019	8.92	0.013	0.023	1.002

* CV = Coefficient Of Variation (See table)
 LOQ = 4.9044 / VOL

**BR = Barrier
 CR = Clean Room
 IWA = Inside Work Area
 PS = Personnel

BL = Base Line
 FC = Final Clearance
 NAM = Negative Air Machine
 QCB = Quality Control Blank

I hereby certify that the above samples have been analyzed by Phase Contrast Microscopy in accordance with the NIOSH 7400 method using the "A" Counting rules.

Contractor: AAR INCORPORATED
 Supervisor's Name: LUIS
 No. of Workers: 6
 PPE Used: YES

Analyst: (Print Name) LADI SODIPE
 Signature: ladi sodipe

FERCAM GROUP

AIR MONITORING DATA FORM

Date: 15-Sep-2021
 Client: CITY OF AUSTIN
 Activity: AIR MONITORING
FLOOR TILES/MASTIC REMOVAL
LOCATION: BLDGS. 8175

Project Name: ABIA SOUTH CAMPUS ABATEMENT
 Location: 3601 PRESIDENTIAL BLVD TRAVIS AUSTIN
 Project Manager: LADI SODIPE
 Project No.: 2007061

Sample Number	Description Activity/Location/Name/SS#	Flow Rate	Start Time	Stop Time	Blank Count	Total Time (MINS)	Volume (VOL)	# of Fibers	Fields	CV*	LOQ*	Fiber Density (f/mm)	Fiber Conc, (f/cc)	95% upper Con limit	Reported Fiber conc. (f/cc)
UTILITY RM															
LS-0313	FIELD BLANK	-	-	-	-	-	-	-	100	-	-	-	-	-	-
LS-0314	FIELD BLANK	-	-	-	-	-	-	-	100	-	-	-	-	-	-
LS-0315	INSIDE WORK AREA	2.0	8:00	9:10	-	70	140	5	100	0.450	0.035	6.37	0.018	0.031	0.003
LS-0316	OUTSIDE WORK AREA	2.0	8:02	9:11	-	69	138	3	100	0.450	0.036	3.82	0.011	0.019	1.002
PARTS STORAGE RM															
LS-0317	FIELD BLANK	-	-	-	-	-	-	-	100	-	-	-	-	-	-
LS-0318	FIELD BLANK	-	-	-	-	-	-	-	100	-	-	-	-	-	-
LS-0319	INSIDE WORK AREA	2.0	8:25	9:55	-	90	180	8	100	0.450	0.027	10.19	0.022	0.038	0.003
LS-0320	OUTSIDE WORK AREA	2.0	8:27	9:56	-	89	178	7	100	0.450	0.028	8.92	0.019	0.034	1.002
SOUTH OFFICE RM															
LS-0321	FIELD BLANK	-	-	-	-	-	-	-	100	-	-	-	-	-	-
LS-0322	FIELD BLANK	-	-	-	-	-	-	-	100	-	-	-	-	-	-
LS-0323	INSIDE WORK AREA	2.0	10:40	14:45	-	245	490	8	100	0.450	0.010	10.19	0.008	0.014	0.003
LS-0324	OUTSIDE WORK AREA	2.0	10:42	14:46	-	244	488	7	100	0.450	0.010	8.92	0.007	0.012	1.002

* CV = Coefficient Of Variation (See table)
 LOQ = 4.9044 / VOL

**BR = Barrier
 CR = Clean Room
 IWA = Inside Work Area
 PS = Personnel

BL = Base Line
 FC = Final Clearance
 NAM = Negative Air Machine
 QCB = Quality Control Blank

I hereby certify that the above samples have been analyzed by Phase Contrast Microscopy in accordance with the NIOSH 7400 method using the "A" Counting rules.

Contractor: AAR Incorporated
 AAR INCORPORATED
 Supervisor's Name: LUIS
 No. of Workers: 6
 PPE Used: YES

Analyst: (Print Name) LADI SODIPE
 Signature: ladi sodipe

FERCAM GROUP

AIR MONITORING DATA FORM

Date: 15-Sep-2021
 Client: **CITY OF AUSTIN**
 Activity: **AIR MONITORING**
FINAL CLEARANCE
 LOCATION: **BLDG. 8175**

Project Name: **ABIA SOUTH CAMPUS ABATEMENT**
 Location: **3601 PRESIDENTIAL BLVD TRAVIS AUSTIN**
 Project Manager: **LADI SODIPE**
 Project No.: **2007061**

Sample Number	Description Activity/Location/Name/SS#	Flow Rate	Start Time	Stop Time	Blank Count	Total Time (MINS)	Volume (VOL)	# of Fibers	Fields	CV*	LOQ*	Fiber Density (f/mm)	Fiber Conc, (f/cc)	95% upper Con limit	Reported Fiber conc. (f/cc)
UTILITY RM															
LS-0325	FIELD BLANK	-	-	-	-	-	-	-	100	-	-	-	-	-	-
LS-0326	FIELD BLANK	-	-	-	-	-	-	-	100	-	-	-	-	-	-
LS-0327	FINAL CLEARANCE - 1 NORTH	14.0	9:20	10:53	-	93	1,302	1	100	0.450	0.004	1.27	0.000	0.001	0.0031
LS-0328	FINAL CLEARANCE - 2 SOUTH EAST	14.0	9:22	10:54	-	92	1,288	1	100	0.450	0.004	1.27	0.000	0.001	1.001
LS-0329	FINAL CLEARANCE - 3 SOUTH	14.0	9:24	10:55	-	91	1,274	1	100	0.450	0.004	1.27	0.000	0.001	1.001
PARTS STORAGE RM															
LS-0330	FINAL CLEARANCE - 2 SOUTH WEST	14.0	10:30	12:05	-	95	1,330	1	100	0.450	0.004	1.27	0.000	0.001	1.001
LS-0331	FINAL CLEARANCE - 2 SOUTH WEST	14.0	10:32	12:06	-	94	1,316	1	100	0.450	0.004	1.27	0.000	0.001	1.001
LS-0332	FINAL CLEARANCE - 3 SOUTH	14.0	10:34	12:07	-	93	1,302	1	100	0.450	0.004	1.27	0.000	0.001	1.001
SOUTH OFFICE															
LS-0333	FINAL CLEARANCE - 1 NORTH	14.0	15:15	16:48	-	93	1,302	1	100	0.450	0.004	1.27	0.000	0.001	0.0031
LS-0334	FINAL CLEARANCE - 2 SOUTH	14.0	15:17	16:48	-	91	1,274	1	100	0.450	0.004	1.27	0.000	0.001	1.001
LS-0335	FINAL CLEARANCE - 3 SOUTH WEST	14.0	15:19	16:49	-	90	1,260	1	100	0.450	0.004	1.27	0.000	0.001	1.001

* CV = Coefficient Of Variation (See table)
 LOQ = 4.9044 / VOL

**BR = Barrier
 CR = Clean Room
 IWA = Inside Work Area
 PS = Personnel

BL = Base Line
 FC = Final Clearance
 NAM = Negative Air Machine
 QCB = Quality Control Blank

I hereby certify that the above samples have been analyzed by Phase Contrast Microscopy in accordance with the NIOSH 7400 method using the "A" Counting rules.

Contractor: **AAR Incorporated**
 Supervisor's Name: **LUIS TREVINO**
 No. of Workers: **6**
 PPE Used: **YES**

Analyst: (Print Name) **LADI SODIPE**

Signature: **ladi sodipe**

FERCAM GROUP

AIR MONITORING DATA FORM

Date: 16-Sep-2021
 Client: **CITY OF AUSTIN**
 Activity: **AIR MONITORING**
CAULKING/PIPE INSULATION REMOVAL
LOCATION: BLDGS. 8175

Project Name: **ABIA SOUTH CAMPUS ABATEMENT**
 Location: **3601 PRESIDENTIAL BLVD TRAVIS AUSTIN**
 Project Manager: **LADI SODIPE**
 Project No.: **2007061**

Sample Number	Description Activity/Location/Name/SS#	Flow Rate	Start Time	Stop Time	Blank Count	Total Time (MINS)	Volume (VOL)	# of Fibers	Fields	CV*	LOQ*	Fiber Density (f/mm)	Fiber Conc. (f/cc)	95% upper Con limit	Reported Fiber conc. (f/cc)
MECHANICAL - 8175															
LS-0340	FIELD BLANK	-	-	-	-	-	-	-	100	-	-	-	-	-	-
LS-0341	FIELD BLANK	-	-	-	-	-	-	-	100	-	-	-	-	-	-
LS-0342	INSIDE WORK AREA	2.0	8:35	10:45	-	130	260	4	100	0.450	0.019	5.10	0.008	0.013	0.003
LS-0343	OUTSIDE WORK AREA	2.0	8:37	10:46	-	129	258	1	100	0.450	0.019	1.27	0.002	0.003	1.002
MAIN ROOM - 8175															
LS-0344	FIELD BLANK	-	-	-	-	-	-	-	100	-	-	-	-	-	-
LS-0345	FIELD BLANK	-	-	-	-	-	-	-	100	-	-	-	-	-	-
LS-0346	INSIDE WORK AREA - 1	2.0	8:35	10:45	-	130	260	4	100	0.450	0.019	5.10	0.008	0.013	0.003
LS-0347	INSIDE WORK AREA - 2	2.0	8:37	10:46	-	129	258	2	100	0.450	0.019	2.55	0.004	0.007	1.002
LS-0348	INSIDE WORK AREA - 3	2.0	8:35	10:45	-	130	260	5	100	0.450	0.019	6.37	0.009	0.016	0.003
LS-0349	INSIDE WORK AREA - 4	2.0	8:37	10:46	-	129	258	3	100	0.450	0.019	3.82	0.006	0.010	1.002
LS-0350	INSIDE WORK AREA - 5	2.0	8:37	10:46	-	129	258	2	100	0.450	0.019	2.55	0.004	0.007	1.002
LS-0351	INSIDE WORK AREA - 6	2.0	8:37	10:47	-	130	260	2	100	0.450	0.019	2.55	0.004	0.007	1.002
LS-0352	OUTSIDE WORK AREA	2.0	8:38	10:48	-	130	260	1	100	0.450	0.019	1.27	0.002	0.003	1.002

* CV = Coefficient Of Variation (See table)

LOQ = 4.9044 / VOL

**BR = Barrier

CR = Clean Room

IWA = Inside Work Area

PS = Personnel

BL = Base Line

FC = Final Clearance

NAM = Negative Air Machine

QCB = Quality Control Blank

I hereby certify that the above samples have been analyzed by Phase Contrast Microscopy in accordance with the NIOSH 7400 method using the "A" Counting rules.

Contractor: **AAR INCORPORATED**
 Supervisor's Name: **LUIS**
 No. of Workers: **8**
 PPE Used: **YES**

Analyst: (Print Name) **LADI SODIPE**

Signature: **ladi sodipe**

FERCAM GROUP

AIR MONITORING DATA FORM

Date: 16-Sep-2021
 Client: CITY OF AUSTIN
 Activity: AIR MONITORING
PREPPING
LOCATION: BLDG. 8175

Project Name: ABIA SOUTH CAMPUS ABATEMENT
 Location: 3601 PRESIDENTIAL BLVD TRAVIS AUSTIN
 Project Manager: LADI SODIPE
 Project No.: 2007061

Sample Number	Description Activity/Location/Name/SS#	Flow Rate	Start Time	Stop Time	Blank Count	Total Time (MINS)	Volume (VOL)	# of Fibers	Fields	CV*	LOQ*	Fiber Density (f/mm)	Fiber Conc, (f/cc)	95% upper Con limit	Reported Fiber conc. (f/cc)
LS-0353	FIELD BLANK	-	-	-	-	-	-	-	100	-	-	-	-	-	-
LS-0354	FIELD BLANK	-	-	-	-	-	-	-	100	-	-	-	-	-	-
LS-0355	PREPPING - SOUTH WEST	2.0	8:45	10:10	-	85	170	1	100	0.450	0.029	1.27	0.003	0.005	0.001
LS-0356	PREPPING - NORTH	2.0	8:47	10:11	-	84	168	1	100	0.450	0.029	1.27	0.003	0.005	0.001
LS-0357	PREPPING - SOUTH	2.0	8:49	10:12	-	83	166	1.5	100	0.450	0.030	1.91	0.004	0.008	0.001
LS-0358	PREPPING - NORTH EAST	2.0	8:51	10:13	-	82	164	1	100	0.450	0.030	1.27	0.003	0.005	0.001
LS-0359	PREPPING - NORTH WEST	2.0	8:53	10:14	-	81	162	1	100	0.450	0.030	1.27	0.003	0.005	0.001
LS-0360	PREPPING - SOUTH EAST	2.0	8:54	10:15	-	81	162	1	100	0.450	0.030	1.27	0.003	0.005	0.001

* CV = Coefficient Of Variation (See table)
 LOQ = 4.9044 / VOL

**BR = Barrier
 CR = Clean Room
 IWA = Inside Work Area
 PS = Personnel

BL = Base Line
 FC = Final Clearance
 NAM = Negative Air Machine
 QCB = Quality Control Blank

I hereby certify that the above samples have been analyzed by Phase Contrast Microscopy in accordance with the NIOSH 7400 method using the "A" Counting rules.

Contractor: AAR Incorporated
 Supervisor's Name: LUIS TREVINO
 No. of Workers: 8
 PPE Used: YES

Analyst: (Print Name) LADI SODIPE
 Signature: ladi sodipe

FERCAM GROUP

AIR MONITORING DATA FORM

Date: 16-Sep-2021
 Client: CITY OF AUSTIN
 Activity: AIR MONITORING
FINAL CLEARANCE
LOCATION: BLDG. 8175

Project Name: ABIA SOUTH CAMPUS ABATEMENT
 Location: 3601 PRESIDENTIAL BLVD TRAVIS AUSTIN
 Project Manager: LADI SODIPE
 Project No.: 2007061

Sample Number	Description Activity/Location/Name/SS#	Flow Rate	Start Time	Stop Time	Blank Count	Total Time (MINS)	Volume (VOL)	# of Fibers	Fields	CV*	LOQ*	Fiber Density (f/mm)	Fiber Conc. (f/cc)	95% upper Con limit	Reported Fiber conc. (f/cc)
MECHANICAL RM															
LS-0361	FIELD BLANK	-	-	-	-	-	-	-	100	-	-	-	-	-	-
LS-0362	FIELD BLANK	-	-	-	-	-	-	-	100	-	-	-	-	-	-
LS-0363	FINAL CLEARANCE - 1 NORTH	14.0	11:30	13:05	-	95	1,330	1	100	0.450	0.004	1.27	0.000	0.001	0.0031
LS-0364	FINAL CLEARANCE - 2 SOUTH EAST	14.0	11:32	13:06	-	94	1,316	1	100	0.450	0.004	1.27	0.000	0.001	1.001
LS-0365	FINAL CLEARANCE - 3 SOUTH	14.0	11:34	13:07	-	93	1,302	1	100	0.450	0.004	1.27	0.000	0.001	1.001

* CV = Coefficient Of Variation (See table)
 LOQ = 4.9044 / VOL

**BR = Barrier
 CR = Clean Room
 IWA = Inside Work Area
 PS = Personnel

BL = Base Line
 FC = Final Clearance
 NAM = Negative Air Machine
 QCB = Quality Control Blank

I hereby certify that the above samples have been analyzed by Phase Contrast Microscopy in accordance with the NIOSH 7400 method using the "A" Counting rules.

Contractor: AAR Incorporated
 Supervisor's Name: LUIS TREVINO
 No. of Workers: 8
 PPE Used: YES

Analyst: (Print Name) LADI SODIPE
 Signature: ladi sodipe

FERCAM GROUP

AIR MONITORING DATA FORM

Date: 17-Sep-2021
 Client: **CITY OF AUSTIN**
 Activity: **AIR MONITORING**
PIPE INSULATION REMOVAL
LOCATION: BLDGS. 8175

Project Name: **ABIA SOUTH CAMPUS ABATEMENT**
 Location: **3601 PRESIDENTIAL BLVD TRAVIS AUSTIN**
 Project Manager: **LADI SODIPE**
 Project No.: **2007061**

Sample Number	Description Activity/Location/Name/SS#	Flow Rate	Start Time	Stop Time	Blank Count	Total Time (MINS)	Volume (VOL)	# of Fibers	Fields	CV*	LOQ*	Fiber Density (f/mm)	Fiber Conc, (f/cc)	95% upper Con limit	Reported Fiber conc. (f/cc)
LS-0366	FIELD BLANK	-	-	-	-	-	-	-	100	-	-	-	-	-	-
LS-0367	FIELD BLANK	-	-	-	-	-	-	-	100	-	-	-	-	-	-
LS-0368	INSIDE WORK AREA - 1	2.0	7:10	10:45	-	215	430	3	100	0.450	0.011	3.82	0.003	0.006	0.003
LS-0369	INSIDE WORK AREA - 2	2.0	7:12	10:46	-	214	428	2	100	0.450	0.011	2.55	0.002	0.004	1.002
LS-0370	INSIDE WORK AREA - 3	2.0	7:14	10:45	-	211	422	3	100	0.450	0.012	3.82	0.003	0.006	0.003
LS-0371	INSIDE WORK AREA - 4	2.0	7:16	10:46	-	210	420	3	100	0.450	0.012	3.82	0.004	0.006	1.002
LS-0372	INSIDE WORK AREA - 5	2.0	7:18	10:46	-	208	416	2	100	0.450	0.012	2.55	0.002	0.004	1.002
LS-0373	INSIDE WORK AREA - 6	2.0	7:20	10:47	-	207	414	2	100	0.450	0.012	2.55	0.002	0.004	1.002
LS-0374	OUTIDE WORK AREA	2.0	7:22	10:48	-	206	412	1	100	0.450	0.012	1.27	0.001	0.002	1.002

* CV = Coefficient Of Variation (See table)
 LOQ = 4.9044 / VOL

**BR = Barrier
 CR = Clean Room
 IWA = Inside Work Area
 PS = Personnel

BL = Base Line
 FC = Final Clearance
 NAM = Negative Air Machine
 QCB = Quality Control Blank

I hereby certify that the above samples have been analyzed by Phase Contrast Microscopy in accordance with the NIOSH 7400 method using the "A" Counting rules.

Contractor: **AAR Incorporated**
 Supervisor's Name: **LUIS TREVINO**
 No. of Workers: **8**
 PPE Used: **YES**

Analyst: (Print Name) **LADI SODIPE**
 Signature: **ladi sodipe**

FERCAM GROUP

AIR MONITORING DATA FORM

Date: 20-Sep-2021
 Client: CITY OF AUSTIN
 Activity: AIR MONITORING

PIPE INSULATION REMOVAL

LOCATION: BLDG. 8175-PARTS/MEN'S/INSPECTION RM

Project Name: ABIA SOUTH CAMPUS ABATEMENT
 Location: 3601 PRESIDENTIAL BLVD TRAVIS AUSTIN
 Project Manager: LADI SODIPE
 Project No.: 2007061

Sample Number	Description Activity/Location/Name/SS#	Flow Rate	Start Time	Stop Time	Blank Count	Total Time (MINS)	Volume (VOL)	# of Fibers	Fields	CV*	LOQ*	Fiber Density (f/mm)	Fiber Conc, (f/cc)	95% upper Con limit	Reported Fiber conc. (f/cc)
LS-0375	FIELD BLANK	-	-	-	-	-	-	-	100	-	-	-	-	-	-
LS-0376	FIELD BLANK	-	-	-	-	-	-	-	100	-	-	-	-	-	-
LS-0377	INSIDE WORK AREA - 1	2.0	7:17	14:11	-	414	828	3	100	0.450	0.006	3.82	0.002	0.003	0.003
LS-0378	INSIDE WORK AREA - 2	2.0	7:19	14:12	-	413	826	2	100	0.450	0.006	2.55	0.001	0.002	1.002
LS-0379	INSIDE WORK AREA - 3	2.0	7:21	14:13	-	412	824	3	100	0.450	0.006	3.82	0.002	0.003	0.003
LS-0380	MEN'S ROOM	2.0	7:15	8:40	-	85	170	2	100	0.450	0.029	2.55	0.006	0.010	1.002
LS-0381	INSPECTION ROOM	2.0	9:00	10:30	-	90	180	2	100	0.450	0.027	2.55	0.005	0.009	1.002
LS-0382	PARTS STORAGE ROOM	2.0	10:40	14:10	-	210	420	2	100	0.450	0.012	2.55	0.002	0.004	1.002
LS-0383	OUTSIDE WORK AREA	2.0	7:23	14:15	-	412	824	1	100	0.450	0.006	1.27	0.001	0.001	1.002
LS-0384	UP WIND	2.0	15:35	16:05	-	30	60	1	100	0.450	0.082	1.27	0.008	0.014	1.002
LS-0385	DOWN WIND	2.0	15:37	16:06	-	29	58	1	100	0.450	0.085	1.27	0.008	0.015	1.002

* CV = Coefficient Of Variation (See table)
 LOQ = 4.9044 / VOL

**BR = Barrier
 CR = Clean Room
 IWA = Inside Work Area
 PS = Personnel

BL = Base Line
 FC = Final Clearance
 NAM = Negative Air Machine
 QCB = Quality Control Blank

I hereby certify that the above samples have been analyzed by Phase Contrast Microscopy in accordance with the NIOSH 7400 method using the "A" Counting rules.

Contractor: AAR Incorporated
 Supervisor's Name: LUIS TREVINO
 No. of Workers: 5
 PPE Used: YES

Analyst: (Print Name) LADI SODIPE

Signature: ladi sodipe

FERCAM GROUP

AIR MONITORING DATA FORM

Date: 16-Sep-2021
 Client: **CITY OF AUSTIN**
 Activity: **AIR MONITORING**
FINAL CLEARANCE

Project Name: **ABIA SOUTH CAMPUS ABATEMENT**
 Location: **3601 PRESIDENTIAL BLVD TRAVIS AUSTIN**
 Project Manager: **LADI SODIPE**
 Project No.: **2007061**

LOCATION: BLDG. 8175-PARTS/MEN'S/INSPECTION RM

Sample Number	Description Activity/Location/Name/SS#	Flow Rate	Start Time	Stop Time	Blank Count	Total Time (MINS)	Volume (VOL)	# of Fibers	Fields	CV*	LOQ*	Fiber Density (f/mm)	Fiber Conc, (f/cc)	95% upper Con limit	Reported Fiber conc. (f/cc)
LS-0386	FIELD BLANK	-	-	-	-	-	-	-	100	-	-	-	-	-	-
LS-0387	FIELD BLANK	-	-	-	-	-	-	-	100	-	-	-	-	-	-
LS-0388	FINAL CLEARANCE - 1 NORTH	14.0	14:50	16:22	-	92	1,288	1	100	0.450	0.004	1.27	0.000	0.001	0.0031
LS-0389	FINAL CLEARANCE - 2 SOUTH EAST	14.0	14:52	16:24	-	92	1,288	1	100	0.450	0.004	1.27	0.000	0.001	1.001
LS-0390	ROOM	14.0	14:54	16:26	-	92	1,288	1	100	0.450	0.004	1.27	0.000	0.001	1.001
LS-0391	FINAL CLEARANCE - 4 MEN'S ROOM	14.0	14:56	16:28	-	92	1,288	1	100	0.450	0.004	1.27	0.000	0.001	1.001
LS-0392	FINAL CLEARANCE - 5 INSPECTION ROOM	14.0	14:58	16:30	-	92	1,288	1	100	0.450	0.004	1.27	0.000	0.001	1.001

* CV = Coefficient Of Variation (See table)
 LOQ = 4.9044 / VOL

**BR = Barrier
 CR = Clean Room
 IWA = Inside Work Area
 PS = Personnel

BL = Base Line
 FC = Final Clearance
 NAM = Negative Air Machine
 QCB = Quality Control Blank

I hereby certify that the above samples have been analyzed by Phase Contrast Microscopy in accordance with the NIOSH 7400 method using the "A" Counting rules.

Contractor: *AAR Incorporated*
 Supervisor's Name: *LUIS TREVINO*
 No. of Workers: 5
 PPE Used: YES

Analyst: (Print Name) LADI SODIPE
 Signature: ladi sodipe

DAILY LOG

Job # 214175

Tx 78642

925 US 183 North ~ Liberty Hill, TX 78642

Project Name: ABIA South Campus Abatement

6815

512) 778-6800 ~ Fax 512) 778-6800

Supervisor: Luis Trevino

Date: 9.13.21

% of Job Complete () _____

Weather: _____

Temp AM: _____ PM: _____

Safety Meeting: _____

Work Performed Today (Detail): 7:00. AAR Supervisor & abatement crew arrive on site & sign in.

7:10. Crew begins to prep glovebags on pipe insulation w/ white mastic in building 8130.

9:00. Complete prep of glovebag & drop cloth under pipe. Crew begins removal of pipe insulation in glovebag wet methods applied. Container on site is swapped.

11:40. Reach stopping point & haul any bags from glovebag to container.

12:00. Break for lunch.

1:00. Return & continue glovebag removal.

2:15. Complete removal of all white mastic on pipe insulation throughout bldg 8130.

3:00. Crew begins to clean pathway under pipe insulation in bldg 8130 for scissor lift to then work freely.

5:00. Complete cleaning path. Depart worksite.

Problems - Delays: _____

Extra Work: _____

Next Daily Goal: _____

Supervisor: [Signature]

WORK FORCE

	No.
Preparation	_____
Removal	_____
Cleanup	_____
Other (Specific) _____	_____

SUBCONTRACTORS

CHECKLIST

Poly barriers airtight	<input checked="" type="checkbox"/>
Negative air pressure	_____
Decon operational	_____
Surfactant encap. pump	_____
Air Monitoring	_____
Double bagged & secure	_____
Mats. distrib. & secure	_____
Facility Secure	_____
Work area clean	_____
Daily inventory	_____
Vehicle Check	_____
Equipment Check	_____

EMPLOYEE

Training	_____
Medical Exams	_____
Respiratory Test	_____

FIELD DOC.

Field Report	_____
Payroll Report	_____
Waste Manifest	_____

PPE

1/2 Mask	_____
PAPR	_____
Suits	_____
Boots	_____
Gloves	_____
Hard Hat	_____
Safety Glass	_____

DAILY LOG

AAR INCORPORATED

APPENDIX G

925 US 183 North ~ Liberty Hill,

Job # 214175

Tx 78642

Project Name: ABIA South Campus Abatement

6815

512) 778-6800 ~ Fax 512) 778-

Supervisor: Luis Trevino

Date: 9.14.21

% of Job Complete () _____

Weather: _____

Temp AM: _____ PM: _____

Safety Meeting: _____

Work Performed Today (Detail): 7:00. AAR supervisor & abatement crew arrives on site & sign in.
7:10. Crew begins to prep poly under roof penetration & roof frame on SE wall
7:30. Crew suits up & begin removal of caulk & roof frame on SE wall of bldg 3 12a.
9:00. Complete SE roof of abatement & crew then moves back to 2175 & prep under windows w/ glazing.
10:15. Begin removing glazing from windows. wet methods applied
11:40. Completed 3 windows of S with window glazing. Glazing is double beaded & placed on poly.
12:00. Break for lunch
1:00. Crew is suited & continue window glazing.
2:20. Completed all window glazing. Crew then preps under ^{black} window & door to remove caulk.
3:00. doors & block windows begin to be removed of caulk.
4:40. Complete caulk removal of block windows & external doors. All bags from caulk & glazing are hauled to container
5:00. Depart worksite.

WORK FORCE

No.

Preparation _____
 Removal _____
 Cleanup _____
 Other (Specific) _____

SUBCONTRACTORS

CHECKLIST

(✓)

Poly barriers airtight _____
 Negative air pressure _____
 Decon operational _____
 Surfactant encap. pump _____
 Air Monitoring _____
 Double bagged & secure _____
 Mats. distrib. & secure _____
 Facility Secure _____
 Work area clean _____
 Daily inventory _____
 Vehicle Check _____
 Equipment Check _____

EMPLOYEE

Training _____
 Medical Exams _____
 Respiratory Test _____

FIELD DOC.

Field Report _____
 Payroll Report _____
 Waste Manifest _____

PPE

1/2 Mask _____
 PAPR _____
 Suits _____
 Boots _____
 Gloves _____
 Hard Hat _____
 Safety Glass _____

Problems -Delays: _____

Extra Work: _____

Next Daily Goal: _____

Supervisor Luis Trevino

DAILY LOG

Job # 214175
 TX 78642

AAR INCORPORATED
 APPENDIX G
 925 US 183 North ~ Liberty Hill,

Project Name: ABIA South campus abatement

6815

512) 778-6800 ~ Fax 512) 778-

Supervisor: Luis. Truino
 Date: 9.15.21

% of Job Complete () _____

Weather: _____
 Temp AM: _____ PM: _____
 Safety Meeting: _____

Work Performed Today (Detail): 7:00 AAR Supervisor & abatement crew
arrive on site & sign in.
7:10 crew begin to clean out rooms s. office, supply room, & parts
cleaning room. prep splash guard for bldg 8175
8:00 complete prep. crew begins to RFI using heat gun & removing tile
whole.
10:00 complete RFI of all rooms & removal of material located only in
utility room. All waste is hauled to container.
12:00 Break for lunch
1:00 Return & crew prep glove bag in mechanical room for bldg 8175
4:00 complete prep of glovebag in mechanical room. crew begins to
state tests.
5:00 Depart worksite.

<u>WORK FORCE</u>	<u>NO.</u>
Preparation	_____
Removal	_____
Cleanup	_____
Other (Specific) _____	_____

SUBCONTRACTORS

<u>CHECKLIST</u>	<u>(✓)</u>
Poly barriers airtight	_____
Negative air pressure	_____
Decon operational	_____
Surfactant encap. pump	_____
Air Monitoring	_____
Double bagged & secure	_____
Mats. distrib. & secure	_____
Facility Secure	_____
Work area clean	_____
Daily inventory	_____
Vehicle Check	_____
Equipment Check	_____

<u>EMPLOYEE</u>	
Training	_____
Medical Exams	_____
Respiratory Test	_____

<u>FIELD DOC.</u>	
Field Report	_____
Payroll Report	_____
Waste Manifest	_____

<u>PPE</u>	
1/2 Mask	_____
PAPR	_____
Suits	_____
Boots	_____
Gloves	_____
Hard Hat	_____
Safety Glass	_____

Problems -Delays: _____

Extra Work: _____

Next Daily Goal: _____

Supervisor: [Signature]

Job # 214175
Tx 78642

925 US 183 North ~ Liberty Hill,
512) 778-6800 ~ Fax 512) 778-

Project Name: ABIA South abatement

6815

Supervisor: Luis Trexino

Date: 9.16.21

% of Job Complete () _____

Weather: _____
Temp AM: _____ PM: _____
Safety Meeting: _____

Work Performed Today (Detail): 7:00. AAR Supervisor & abatement crew
arrive on site & sign in.
7:10. Crew begin removal of pipe insulation in mechanic room others use
scissor lift to hang glove bags along wall of ~~area~~ west i' south.
8:00. Complete removal of pipe insulation in mechanic room. All com bags are
hoisted to containers. others continue prep / hanging glove bags
12:00. Break for lunch
1:00. return. 2 suit up & begin to remove pipe insulation along
w i' south wall using scissor lift when prep is complete.
3:40. Complete removing insulation on w i' s wall. vi. Surd is performed
then crew double bags glove bags & haul to container
4:40. Work area is clean & crew changes lift for day.
5:00. Depart worksite.

<u>WORK FORCE</u>	<u>NO.</u>
Preparation	_____
Removal	_____
Cleanup	_____
Other (Specific) _____	_____

SUBCONTRACTORS

<u>CHECKLIST</u>	<u>(✓)</u>
Poly barriers airtight	_____
Negative air pressure	_____
Decon operational	_____
Surfactant encap. pump	_____
Air Monitoring	_____
Double bagged & secure	_____
Mats. distrib. & secure	_____
Facility Secure	_____
Work area clean	_____
Daily inventory	_____
Vehicle Check	_____
Equipment Check	_____

Problems - Delays: _____

<u>EMPLOYEE</u>	
Training	_____
Medical Exams	_____
Respiratory Test	_____

Extra Work: _____

<u>FIELD DOC.</u>	
Field Report	_____
Payroll Report	_____
Waste Manifest	_____

Next Daily Goal: _____

<u>PPE</u>	
1/2 Mask	_____
PAPR	_____
Suits	_____
Boots	_____
Gloves	_____
Hard Hat	_____
Safety Glass	_____

Supervisor [Signature]

DAILY LOG

Job # 214175
Tx 78642

925 US 183 North ~ Liberty Hill,
512) 778-6800 ~ Fax 512) 778-

Project Name: ABIA South Campus abatement

512) 778-6800 ~ Fax 512) 778-

Supervisor: Luis Trevino

Date: 9.17.21

% of Job Complete () _____

Weather: _____
Temp AM: _____ PM: _____
Safety Meeting: _____

Work Performed Today (Detail): 7:00 AAR supervisor & abatement crew arrive on site & sign in.
7:10. Crew is suited & begin to prep glove bags on North & East wall. using scissor lift to reach pipes. others prep drop cloth under pipes.
10:00. Completed prep of glove bags on all pipe that needs scissor lift for removal. guys begin to remove pipe insulation in glove bag. wet methods & vacuum used.
11:45. Reach stopping point & double bag removed glove bags.
12:00. Break for lunch
1:00. Return & continue to remove pipe insulation in glove bag
3:00. Completed removing all pipe insulation along walls of building. crew double bags glove bag, table, then head to container.
4:00. Depart worksite.

<u>WORK FORCE</u>	<u>No.</u>
Preparation	_____
Removal	_____
Cleanup	_____
Other (Specific) _____	_____

SUBCONTRACTORS

<u>CHECKLIST</u>	<u>(✓)</u>
Poly barriers airtight	_____
Negative air pressure	_____
Decon operational	_____
Surfactant encap. pump	_____
Air Monitoring	_____
Double bagged & secure	_____
Mats. distrib. & secure	_____
Facility Secure	_____
Work area clean	_____
Daily inventory	_____
Vehicle Check	_____
Equipment Check	_____

<u>EMPLOYEE</u>	
Training	_____
Medical Exams	_____
Respiratory Test	_____

<u>FIELD DOC.</u>	
Field Report	_____
Payroll Report	_____
Waste Manifest	_____

<u>PPE</u>	
1/2 Mask	_____
PAPR	_____
Suits	_____
Boots	_____
Gloves	_____
Hard Hat	_____
Safety Glass	_____

Problems -Delays: _____

Extra Work: _____

Next Daily Goal: _____

Supervisor: [Signature]

SIGN IN / OUT CONTAINMENT LOG

Glovebag

DATE: 4-13-21

SUPERINTENDENT: _____

PROJECT: ABIA South Campus Abatement

JOB No.: 214675

SIGNATURE	PRINTED NAME	EMPLOYEE No #	EMPLOYER	TIME IN	TIME OUT	TIME IN	TIME OUT
	<i>George Abandano</i>	73-2738	AAR	7:00	12:00	1	5:00
	<i>Daniel Dietz</i>	70-1692	}	7:00	12:00	1	5:00
	<i>Wilmer Lopez</i>	45-4693		7:00	12:00	1	5:00
	<i>Jose Garcia</i>	17-6420		7:00	12:00	1	5:00
	<i>Hildebrando Herrera</i>	20-6247		7:00	12:00	1	5:00

SIGN IN / OUT CONTAINMENT LOG / *WESHAP*

DATE: 9.14.21

SUPERINTENDENT: _____

PROJECT: ABIA South campus abatement

JOB No.: 214175

SIGNATURE	PRINTED NAME	EMPLOYEE No #	EMPLOYER	TIME IN	TIME OUT	TIME IN	TIME OUT
	George Abandano	73.2738	AAR	7:00	12:00	1:00	5:00
	Daniel Diaz	70.1692	}	7:00	12:00	1:00	5:00
	n	3					
	Wilmer Lopez	45.4693		7:00	12:00	1:00	5:00
	José Garcia	17.6420		7:00	12:00	1:00	5:00
	Hildebrando Herrera	20.6247		7:00	12:00	1:00	5:00

SIGN IN / OUT CONTAINMENT LOG / RFOI
Prop

DATE: 9.15.21

SUPERINTENDENT: _____

PROJECT: ABIA South campus abatement

JOB No.: 214175

SIGNATURE	PRINTED NAME	EMPLOYEE No #	EMPLOYER	TIME IN	TIME OUT	TIME IN	TIME OUT	
	George Amador	73.2738	AAR	7:00	12:00	1:00	5:00	
	Daniel Diaz	70.1692	}	7:00	12:00	1:00	5:00	
	Wilmer Lopez	45.4693		7:00	12:00	1:00	5:00	
	Jose Garcia	17.6420		7:00	12:00	1:00	5:00	
	Hildebrando Herrera	20.6247		7:00	12:00	1:00	5:00	

SIGN IN / OUT CONTAINMENT LOG

DATE: 9.16.21

SUPERINTENDENT: _____

PROJECT: ABIA

JOB No.: 214175

SIGNATURE	PRINTED NAME	EMPLOYEE NO #	EMPLOYER	TIME IN	TIME OUT	TIME IN	TIME OUT	
	George Abrendano	73.2732	AAR	7:10	11:50	1:00	4:40	
	Daniel Diaz	70.1692	}	7:10	11:50	1:00	4:40	
	Evert Zeledon	45.4401		-	-	-	-	
	Wilmer Lopez	45.4693		7:10	11:50	1:00	4:40	
	Jae Villaverde	18.9577		9:10	11:50	1:00	4:40	
	Jose Garcia	17.6420		7:10	11:50	1:00	4:40	
	Christina Chavez	469729		9:10	11:50	1:00	4:40	
	Hildebrando Herrera	20.6247		7:10	11:50	1:00	4:40	

SIGN IN / OUT CONTAINMENT LOG

DATE: 9.17.21

SUPERINTENDENT: _____

PROJECT: ABIA South campus abatement

JOB No.: _____

SIGNATURE	PRINTED NAME	EMPLOYEE NO #	EMPLOYER	TIME IN	TIME OUT	TIME IN	TIME OUT	
	George Abandano	73-2738	AAR	7:00	11:45	1	4:00	
	Daniel Dicz	70-1692	}	7:00	11:47	1	4:00	
	Ever + Zeledon	45-4693		7:00	-	-	-	
	Wilmer Lopez	45-4693		7:00	11:50	1	4:00	
	Joe Villaverde	18-9577		9:00	11:50	1	4:00	
	Jose Garcia	17-6420		7:00	11:50	1	4:00	
	Christopher Chavez	20-637		9:00	11:47	1	4:00	
	Hildebrando Herrera	20-6247		7:00	11:52	1	4:00	

SECTION 7

Building 8180

- **Daily Observations**
- **Daily Air Sampling Log**
- **Final Clearance Air Sampling Log**
- **Laboratory Report(s)**
- **Photographs**
- **Contractor Daily Observations**
- **Contractor Daily Sign-In Sheets**

FERCAM GROUP

DAILY LOG

ABIA SOUTH CAMPUS ABATEMENT 3600 PRESIDENTIAL BLVD

START DATE 09/09/2021

PROJECT NUMBER 2007061

- 06:45 Fercam rep and abatement crew with the supervisor arrived at the job site.
- 06:55 Abatement supervisor and the crew conducted safety meeting.
- 07:00 Fercam rep and supervisor inspect the encapsulated containment. Crew will start prepping 8185 while Fercam rep runs clearance in building 8215.
- 07:20 Abatement crew starts prepping building 8185.
- 07:30 Fercam rep calibrated area air monitoring pumps at 14lpm for final clearance in building 8215.
- 08:00 Fercam rep starts paperwork for the day.
- 09:03 Fercam rep collected all area monitoring for final clearance in building 8215.
- 09:15 Fercam rep preparing final clearance cassettes for sample readings.
- 09:45 Fercam rep completes clearance sample readings. Sample reading is good.
- 10:00 Abatement crew tearing down containment in building 8215.
- 11:00 Abatement crew continued with prepping in building 8185.
- 11:55 Abatement crew went to lunch break.
- 12:50 Abatement crew came back from lunch break.
- 13:00 Abatement crew resumed prepping in building 8185.
- 13:15 Fercam rep calibrated area monitoring pumps for baseline in building 8180.
- 13:40 Abatement supervisor request for inspection of containment. Inspection of containment is good.
- 14:05 Abatement crew in PPE gear entered containment to begin removal of floor tiles and mastic in building 8185. Negative pressure at -0.032.

FERCAM GROUP

14:45 Fercam rep collected area monitoring pumps for baseline in building 8180.

15:00 Abatement crew removing floor tiles and mastic in building 8185.

15:30 Abatement supervisor request visual of containment.

15:40 Fercam rep and abatement supervisor entered containment for visual. Visual of containment is good, Fercam rep collected all monitoring pumps.

15:50 Abatement crew (2) removing caulking on windows.

16:00 Abatement crew encapsulating containment in building 8185.

16:30 Abatement crew showered and exit containment.

17:00 Abatement crew left the jobsite.

FERCAM GROUP

DAILY LOG

ABIA SOUTH CAMPUS ABATEMENT 3600 PRESIDENTIAL BLVD

START DATE 09/10/2021

PROJECT NUMBER 2007061

- 06:50 Fercam rep and abatement crew arrived at the job site.
- 06:55 Abatement supervisor did a safety meeting with the crew.
- 07:00 Fercam rep and supervisor inspect the encapsulated containment in building 8185. Crew will start prepping 8180 while Fercam rep will runs final clearance in building 8185.
- 07:15 Fercam rep calibrated area air monitoring pumps at 14lpm for final clearance in building 8185.
- 07:18 Abatement crew mobilize equipment to starts prepping building 8180.
- 07:35 Fercam rep starts paperwork for the day.
- 08:30 Abatement crew prepping in building 8180.
- 08:49 Fercam rep collected all area monitoring for final clearance in building 8185.
- 09:10 Fercam rep preparing final clearance cassettes for sample readings.
- 09:45 Fercam rep completes clearance sample readings. Sample reading is good.
- 10:00 Fercam rep notified abatement supervisor to tear down containment.
- 10:30 Abatement supervisor request for visual of containment in building 8180.
Visual of containment is good. Fercam rep collected all monitoring pumps.
- 10:45 Fercam rep calibrated area monitoring pumps at 2lpm for removal of floor tiles and mastic in building 8180.
- 11:50 Abatement crew went to lunch break.
- 12:50 Abatement crew came back from lunch break.
- 13:05 Abatement crew resumed removal of floor tiles and mastic in building 8180.
- 13:40 Abatement supervisor request visual of containment.

FERCAM GROUP

- 13:45 Fercam rep and abatement supervisor entered containment for visual. Visual of containment is good, Fercam rep collected all area air monitoring pumps.
- 13:50 Abatement crew encapsulating containment in building 8180.
- 14:30 Fercam rep calibrated area air monitoring pumps at 2lpm for final clearance in building 8180.
- 15:10 Abatement crew removing caulking and glazing on windows in building 8180.
- 16:00 Fercam rep collected all area air monitoring pumps for final clearance in building 8180.
- 16:15 Fercam rep prepping final clearance cassettes for sample readings.
- 16:45 Fercam rep completed readings of clearance cassettes. Clearance passed. Containment is ready for tear down.
- 16:50 Abatement crew completed removal of caulking and glazing in building 8180.
- 17:00 Abatement crew left the jobsite.

FERCAM GROUP

DAILY LOG

ABIA SOUTH CAMPUS ABATEMENT 3600 PRESIDENTIAL BLVD

START DATE 09/13/2021

PROJECT NUMBER 2007061

- 06:40 Fercam rep, abatement supervisor and crew arrived the job site.
- 06:50 Abatement supervisor had a safety meeting with the crew.
- 06:55 Fercam rep and supervisor did a walk around of work area and deliberate on work schedule. Crew will start prepping and do glove bag removal in rooms (3) with pipe insulation in building 8180.
- 07:10 Fercam rep calibrated area air monitoring pumps at 2lpm for prepping in building 8180. Fercam rep starts paperwork for the day.
- 08:30 Abatement crew prepping rooms with pipe insulation in building 8180.
- 08:40 Abatement supervisor request for inspection in building 8180. Inspection is good. Fercam rep collected all monitoring pumps for prepping.
- 08:50 Fercam rep calibrated area air monitoring pumps at 2lpm for removal of pipe insulation in building 8180, room 1, using glove bag methods.
- 09:10 Abatement crew starts glove bag removal of pipe insulation in building 8180 room 1.
- 09:35 Abatement supervisor request for visual of remove pipes in room 1. Visual is good. Fercam rep collected all area monitoring pumps.
- 09:42 Abatement supervisor request for visual of remove pipes in room 2. Visual is good. Fercam rep collected all area monitoring pumps.
- 09:55 Fercam rep calibrated area air monitoring pumps at 15lpm for final clearance in room 1.
- 10:10 Fercam rep calibrated area air monitoring pumps at 15lpm for final clearance in room 2.
- 10:30 Fercam rep calibrated area air monitoring pumps at 14lpm for baseline in building 8175.

FERCAM GROUP

- 10:40 Fercam rep calibrated area air monitoring pumps at 2lpm for glove bag removal in mechanical room in building 8180.
- 11:30 Abatement crew removing pipe insulation in mechanical room with glove bag.
- 11:55 Abatement crew went to lunch break.
- 12:03 Fercam rep collected all area air monitoring pumps for baseline in building 8175
- 12:50 Abatement crew came back from lunch break.
- 13:05 Abatement crew resumed glove bag removal in mechanical room, building 8180.
- 13:55 Abatement crew request for visual of mechanical room. Visual of mechanical room is good. Fercam rep collected all area monitoring pumps.
- 14:10 Fercam rep calibrated area air monitoring pumps at 15lpm for final clearance in mechanical room, building 8180.
- 14:30 Abatement crew cleaning building 8175 for prepping.
- 15:42 Fercam rep collected all area air monitoring pumps for final clearance in mechanical room in building 8180.
- 16:00 Abatement crew continue to clean building 8175.
- 16:50 Abatement crew stopped prepping in building 8175.
- 17:00 Abatement crew left jobsite.

FERCAM GROUP

DAILY LOG

ABIA SOUTH CAMPUS ABATEMENT 3600 PRESIDENTIAL BLVD

START DATE 09/14/2021

PROJECT NUMBER 2007061

- 06:45 Fercam rep, abatement supervisor and crew arrived the job site.
- 06:50 Abatement supervisor had a safety meeting with the crew.
- 07:00 Fercam rep and supervisor went over the day schedule. Abatement crew will remove roof flashing in building 8180 and thereafter move to building 8175.
- 07:15 Fercam rep calibrated up and down wind monitoring pumps at 2lpm for removal of roof flashing in building 8180.
- 07:35 Fercam rep starts paperwork for the day.
- 09:05 Abatement crew completed removal of roof flashing in first unit in building 8180. Fercam rep collected up and down wind monitoring pumps.
- 09:30 Fercam rep calibrated up and down wind monitoring pumps at 2lpm for removal of window caulking (front) in building 8175.
- 10:00 Fercam rep calibrated up and down wind monitoring pumps at 2lpm for removal of window caulking (side 1) in building 8175.
- 10:20 Fercam rep calibrated up and down wind monitoring pumps at 2lpm for removal of window caulking (side 2) in building 8175.
- 11:40 Abatement supervisor request for visual of removed window caulking in windows side 1 and 2. Visual of window caulking is good. Fercam rep collected all up and down monitoring pumps.
- 12:00 Abatement crew went to lunch break.
- 12:55 Abatement crew came back from lunch break.
- 13:10 Abatement crew resumed removal of caulking in front window in building 8175.

FERCAM GROUP

- 13:30 Fercam rep calibrated up and down wind monitoring pumps at 2lpm for removal of 3 windows caulking at the back of building 8175.
- 14:00 Fercam rep calibrated up and down wind monitoring pumps at 2lpm for removal of door glazing (2 doors) in building 8175.
- 14:25 Abatement supervisor request for visual of removed window caulking in the front. Visual of window caulking is good. Fercam rep collected all up and down monitoring pumps.
- 15:35 Abatement supervisor request for visual of removed 3 windows caulking in the back. Visual of 3 window caulking is good. Fercam rep collected all up and down monitoring pumps.
- 16:10 Abatement supervisor request for visual of removed 2 doors glazing. Visual of 2 doors glazing is good. Fercam rep collected all up and down monitoring pumps.
- 16:30 Abatement crew cleaning work area and picking up equipment and tools.
- 17:00 Abatement crew left the jobsite.

FERCAM GROUP

DAILY LOG

ABIA SOUTH CAMPUS ABATEMENT 3600 PRESIDENTIAL BLVD

START DATE 09/16/2021

PROJECT NUMBER 2007061

- 06:40 Fercam rep and abatement supervisor and crew arrived at the job site.
- 06:55 Abatement supervisor and the crew did safety meeting.
- 07:00 Fercam rep and supervisor discussed the day work schedule. Crew will remove caulking and flashing on roof, second unit in building 8180 with lease lift. Crew will remove insulation pipes in the mechanical room and start prepping in building 8175.
- 07:15 Fercam rep calibrated area air up and down wind monitoring pumps at 2lpm for removal of caulking and flashing on roof in building 8180 using lift.
- 07:30 Fercam rep starts paperwork for the day.
- 08:00 Abatement supervisor request for visual of removed caulking and roof flashing in building 8180. Fercam rep collected monitoring pumps.
- 08:10 Abatement crew moved lift and equipment to building 8175.
- 08:30 Fercam rep calibrated area air monitoring pumps at 2lpm for removal of insulation pipes in mechanical room in building 8175.
- 08:35 Abatement crew start removal of pipe insulation in mechanical room.
- 08:45 Fercam rep calibrated area monitoring pumps at 2lpm for prepping in main building 8175 for pipe insulation removal using lift.
- 10:10 Abatement supervisor request for inspection of glove bag prepping. inspection is good. Fercam rep collected all monitoring pumps.
- 10:20 Fercam rep calibrated area air monitoring pumps at 2lpm for removal of pipe insulation inside main building 8175.
- 10:30 Abatement crew starts removal of pipe insulation inside main building 8175.

FERCAM GROUP

- 10:45 Abatement supervisor request for visual of mechanical room. Visual of mechanical is good. Crew encapsulate mechanical room. Rep collects pumps
- 11:30 Fercam rep calibrated mechanical room area air monitoring pumps for final clearance in building 8175.
- 11:55 Abatement crew went to lunch break.
- 11:50 Abatement crew came back from lunch break.
- 13:05 Fercam rep collected area monitoring pumps for mechanical room clearance.
- 13:10 Abatement crew resumed removal of pipe insulation in building 8175.
- 13:30 Fercam rep prepping mechanical room final clearance for sample readings.
- 14:00 Fercam rep completes clearance sample readings. Sample readings are good. Rep notifies supervisor of result of sample readings.
- 15:00 Abatement crew removing pipe insulations in building 8175.
- 16:00 Abatement crew continued with removal of pipe insulation in building 8175.
- 16:45 Abatement crew stopped removal of pipe insulation and decontaminate.
- 17:00 Abatement crew left the jobsite.

Table 1
DAILY AIR SAMPLING LOG – BY PCM ANALYSIS

PROJECT NAME:		South Campus Military Hangar Abatement Oversight		INSPECTION FIRM:		Fercam Group	
SITE ADDRESS:		3600 Presidential Austin, Texas 78719		ASBESTOS CONSULTANT(S):		Fernando Yepez	
AREA(S) ABATED:		15 Buildings, Interior and Exterior		DATE OF ABATEMENT:		August 16, 2021 – November 19, 2021	
Sample No.	Sample Type	Sample Location	Date	Air Volume (liters)	Quantification Limit (f/cc)	Fiber Concentration (f/cc)	
LS-0195	BLANK	Building 8180, 1st Room	9/9/2021	N/A	N/A	N/A	
LS-0196	BLANK	Building 8180, 1st Room	9/9/2021	N/A	N/A	N/A	
LS-0197	BASELINE - NORTH	Building 8180, 1st Room	9/9/2021	1,260	0.001	0.001	
LS-0198	BASELINE - WEST	Building 8180, 1st Room	9/9/2021	1,260	0.001	0.001	
LS-0199	BASELINE - SOUTH	Building 8180, 1st Room	9/9/2021	1,260	0.001	1.001	
LS-0200	BLANK	Building 8180, 2nd Room	9/9/2021	N/A	N/A	N/A	
LS-0201	BLANK	Building 8180, 2nd Room	9/9/2021	N/A	N/A	N/A	
LS-0202	BASELINE - NORTH WEST	Building 8180, 2nd Room	9/9/2021	1,302	0.001	0.001	
LS-0203	BASELINE - WEST	Building 8180, 2nd Room	9/9/2021	1,302	0.001	0.001	
LS-0204	BASELINE - SOUTH	Building 8180, 2nd Room	9/9/2021	1,302	0.001	1.001	

LEGEND

A = Abatement

BL = Baseline

FC = Final Clearance

N/A = Not Applicable

f/cc = fibers per cubic centimeter

PCM = Phase Contrast Microscopy

PW = Preparation Work

Table 1
DAILY AIR SAMPLING LOG – BY PCM ANALYSIS

PROJECT NAME:		South Campus Military Hangar Abatement Oversight		INSPECTION FIRM:		Fercam Group	
SITE ADDRESS:		3600 Presidential Austin, Texas 78719		ASBESTOS CONSULTANT(S):		Fernando Yepez	
AREA(S) ABATED:		15 Buildings, Interior and Exterior		DATE OF ABATEMENT:		August 16, 2021 – November 19, 2021	
Sample No.	Sample Type	Sample Location	Date	Air Volume (liters)	Quantification Limit (f/cc)	Fiber Concentration (f/cc)	
LS-0210	BLANK	Building 8180, 1st Room	9/10/2021	N/A	N/A	N/A	
LS-0211	BLANK	Building 8180, 1st Room	9/10/2021	N/A	N/A	N/A	
LS-0212	PREPPING - SOUTH	Building 8180, 1st Room	9/10/2021	580	0.002	0.001	
LS-0213	PREPPING - NORTH	Building 8180, 1st Room	9/10/2021	580	0.001	0.001	
LS-0214	PREPPING - SOUTH	Building 8180, 2nd Room	9/10/2021	580	0.002	0.001	
LS-0215	PREPPING - NORTH	Building 8180, 2nd Room	9/10/2021	176	0.005	0.001	
LS-0216	BLANK	Building 8180, Office Room 1	9/10/2021	N/A	N/A	N/A	
LS-0217	BLANK	Building 8180, Office Room 1	9/10/2021	N/A	N/A	N/A	
LS-0218	Sample_TypeINSIDE WORK AREA, Floor Tiles/ Mastic Removal	Building 8180, Office Room 1	9/10/2021	360	0.012	0.003	
LS-0219	Sample_TypeOUTSIDE WORK AREA, Floor Tiles/ Mastic Removal	Building 8180, Office Room 1	9/10/2021	358	0.005	1.002	

LEGEND

A = Abatement

BL = Baseline

FC = Final Clearance

N/A = Not Applicable

f/cc = fibers per cubic centimeter

PCM = Phase Contrast Microscopy

PW = Preparation Work

Table 1
DAILY AIR SAMPLING LOG – BY PCM ANALYSIS

PROJECT NAME:		South Campus Military Hangar Abatement Oversight		INSPECTION FIRM:		Fercam Group	
SITE ADDRESS:		3600 Presidential Austin, Texas 78719		ASBESTOS CONSULTANT(S):		Fernando Yepez	
AREA(S) ABATED:		15 Buildings, Interior and Exterior		DATE OF ABATEMENT:		August 16, 2021 – November 19, 2021	
Sample No.	Sample Type	Sample Location	Date	Air Volume (liters)	Quantification Limit (f/cc)	Fiber Concentration (f/cc)	
LS-0220	Sample_TypeDECON, Floor Tiles/ Mastic Removal	Building 8180, Office Room 1	9/10/2021	356	0.005	1.002	
LS-0221	Sample_TypeNEGATIVE AIR MACHINE, Floor Tiles/ Mastic Removal	Building 8180, Office Room 1	9/10/2021	354	0.014	2.002	
LS-0222	Sample_TypeINSIDE WORK AREA, Floor Tiles/ Mastic Removal	Building 8180, Office Room 2	9/10/2021	360	0.009	0.003	
LS-0223	Sample_TypeOUTSIDE WORK AREA, Floor Tiles/ Mastic Removal	Building 8180, Office Room 2	9/10/2021	358	0.005	1.002	
LS-0224	Sample_TypeDECON, Floor Tiles/ Mastic Removal	Building 8180, Office Room 2	9/10/2021	356	0.005	1.002	
LS-0225	Sample_TypeNEGATIVE AIR MACHINE, Floor Tiles/ Mastic Removal	Building 8180, Office Room 2	9/10/2021	354	0.014	2.002	
LS-0231	BLANK	Building 8180, 1st Room	9/13/2021	N/A	N/A	N/A	
LS-0232	BLANK	Building 8180, 1st Room	9/13/2021	N/A	N/A	N/A	
LS-0233	PREPPING - SOUTH WEST	Building 8180, 1st Room	9/13/2021	180	0.007	0.001	
LS-0234	PREPPING - NORTH EAST	Building 8180, 1st Room	9/13/2021	178	0.005	0.001	

LEGEND

A = Abatement

BL = Baseline

FC = Final Clearance

N/A = Not Applicable

f/cc = fibers per cubic centimeter

PCM = Phase Contrast Microscopy

PW = Preparation Work

Table 1
DAILY AIR SAMPLING LOG – BY PCM ANALYSIS

PROJECT NAME:		South Campus Military Hangar Abatement Oversight		INSPECTION FIRM:		Fercam Group	
SITE ADDRESS:		3600 Presidential Austin, Texas 78719		ASBESTOS CONSULTANT(S):		Fernando Yepez	
AREA(S) ABATED:		15 Buildings, Interior and Exterior		DATE OF ABATEMENT:		August 16, 2021 – November 19, 2021	
Sample No.	Sample Type	Sample Location	Date	Air Volume (liters)	Quantification Limit (f/cc)	Fiber Concentration (f/cc)	
LS-0235	PREPPING - SOUTH	Building 8180, 2nd Room	9/13/2021	180	0.007	0.001	
LS-0236	PREPPING - NORTH EAST	Building 8180, 2nd Room	9/13/2021	180	0.005	0.001	
LS-0237	PREPPING - NORTH	Building 8180, Mechanical Room	9/13/2021	180	0.007	0.001	
LS-0238	PREPPING - SOUTH	Building 8180, Mechanical Room	9/13/2021	178	0.005	0.001	
LS-0239	BLANK	Building 8180, Office Room 1	9/13/2021	N/A	N/A	N/A	
LS-0240	BLANK	Building 8180, Office Room 1	9/13/2021	N/A	N/A	N/A	
LS-0241	Sample_TypeINSIDE WORK AREA, Pipe Insulation Removal	Building 8180, Office Room 1	9/13/2021	90	0.038	0.003	
LS-0242	Sample_TypeOUTSIDE WORK AREA, Pipe Insulation Removal	Building 8180, Office Room 1	9/13/2021	88	0.029	1.002	
LS-0243	BLANK	Building 8180, Office Room 2	9/13/2021	N/A	N/A	N/A	
LS-0244	BLANK	Building 8180, Office Room 2	9/13/2021	N/A	N/A	N/A	

LEGEND

A = Abatement

BL = Baseline

FC = Final Clearance

N/A = Not Applicable

f/cc = fibers per cubic centimeter

PCM = Phase Contrast Microscopy

PW = Preparation Work

Table 1
DAILY AIR SAMPLING LOG – BY PCM ANALYSIS

PROJECT NAME:		South Campus Military Hangar Abatement Oversight		INSPECTION FIRM:		Fercam Group	
SITE ADDRESS:		3600 Presidential Austin, Texas 78719		ASBESTOS CONSULTANT(S):		Fernando Yepez	
AREA(S) ABATED:		15 Buildings, Interior and Exterior		DATE OF ABATEMENT:		August 16, 2021 – November 19, 2021	
Sample No.	Sample Type	Sample Location	Date	Air Volume (liters)	Quantification Limit (f/cc)	Fiber Concentration (f/cc)	
LS-0245	Sample_TypeINSIDE WORK AREA, Pipe Insulation Removal	Building 8180, Office Room 2	9/13/2021	46	0.056	0.003	
LS-0246	Sample_TypeOUTSIDE WORK AREA, Pipe Insulation Removal	Building 8180, Office Room 2	9/13/2021	44	0.039	1.002	
LS-0247	BLANK	Building 8180, Mechanical Room	9/13/2021	N/A	N/A	N/A	
LS-0248	BLANK	Building 8180, Mechanical Room	9/13/2021	N/A	N/A	N/A	
LS-0249	Sample_TypeINSIDE WORK AREA, Pipe Insulation Removal	Building 8180, Mechanical Room	9/13/2021	390	0.011	0.003	
LS-0250	Sample_TypeOUTSIDE WORK AREA, Pipe Insulation Removal	Building 8180, Mechanical Room	9/13/2021	388	0.007	1.002	
LS-0269	BLANK	Building 8180, Unit 1	9/14/2021	N/A	N/A	N/A	
LS-0270	BLANK	Building 8180, Unit 1	9/14/2021	N/A	N/A	N/A	
LS-0271	Sample_TypeUP WIND, Caulking/ Flashing Removal	Building 8180, Unit 1	9/14/2021	860	0.008	0.003	

LEGEND

A = Abatement

BL = Baseline

FC = Final Clearance

N/A = Not Applicable

f/cc = fibers per cubic centimeter

PCM = Phase Contrast Microscopy

PW = Preparation Work

Table 1
DAILY AIR SAMPLING LOG – BY PCM ANALYSIS

PROJECT NAME:		South Campus Military Hangar Abatement Oversight		INSPECTION FIRM:		Fercam Group	
SITE ADDRESS:		3600 Presidential Austin, Texas 78719		ASBESTOS CONSULTANT(S):		Fernando Yepez	
AREA(S) ABATED:		15 Buildings, Interior and Exterior		DATE OF ABATEMENT:		August 16, 2021 – November 19, 2021	
Sample No.	Sample Type	Sample Location	Date	Air Volume (liters)	Quantification Limit (f/cc)	Fiber Concentration (f/cc)	
LS-0272	Sample_TypeDOWN WIND, Caulking/ Flashing Removal	Building 8180, Unit 1	9/14/2021	858	0.007	1.002	
LS-0273	BLANK	Building 8180, Unit 2	9/14/2021	N/A	N/A	N/A	
LS-0274	BLANK	Building 8180, Unit 2	9/14/2021	N/A	N/A	N/A	
LS-0275	Sample_TypeUP WIND, Caulking/ Flashing Removal	Building 8180, Unit 2	9/14/2021	220	0.031	0.003	
LS-0276	Sample_TypeDOWN WIND, Caulking/ Flashing Removal	Building 8180, Unit 2	9/14/2021	218	0.027	1.002	
LS-0336	BLANK	Building 8180, Unit 2	9/16/2021	N/A	N/A	N/A	
LS-0337	BLANK	Building 8180, Unit 2	9/16/2021	N/A	N/A	N/A	
LS-0338	Sample_TypeUP WIND - S, Caulking/ Pipe Insulation Removal	Building 8180, Unit 2	9/16/2021	90	0.009	0.003	
LS-0339	Sample_TypeDOWN WIND - N, Caulking/ Pipe Insulation Removal	Building 8180, Unit 2	9/16/2021	88	0.010	1.002	

LEGEND

A = Abatement

BL = Baseline

FC = Final Clearance

N/A = Not Applicable

f/cc = fibers per cubic centimeter

PCM = Phase Contrast Microscopy

PW = Preparation Work

Table 2
FINAL CLEARANCE AIR SAMPLING LOG – BY PCM ANALYSIS

PROJECT NAME:		South Campus Military Hangar Abatement Oversight		INSPECTION FIRM:		Fercam Group	
SITE ADDRESS:		3600 Presidential Austin, Texas 78719		ASBESTOS CONSULTANT(S):		Fernando Yepez	
AREA(S) ABATED:		15 Buildings, Interior and Exterior		DATE OF ABATEMENT:		August 16, 2021 – November 19, 2021	
Sample No.	Sample Type	Sample Location	Date	Air Volume (liters)	Quantification Limit (f/cc)	Fiber Concentration (f/cc)	
LS-0226	BLANK	Building 8180	9/10/2021	N/A	N/A	N/A	
LS-0227	BLANK	Building 8180	9/10/2021	N/A	N/A	N/A	
LS-0228	FINAL CLEARANCE - 1 NORTH	Building 8180	9/10/2021	1,316	0.001	0.0031	
LS-0229	FINAL CLEARANCE - 2 SOUTH WEST	Building 8180	9/10/2021	1,302	0.001	1.001	
LS-0230	FINAL CLEARANCE - 3 SOUTH	Building 8180	9/10/2021	1,288	0.001	1.001	
LS-0258	BLANK	Building 8180, Office Room 1	9/13/2021	N/A	N/A	N/A	
LS-0259	BLANK	Building 8180, Office Room 1	9/13/2021	N/A	N/A	N/A	
LS-0260	FINAL CLEARANCE - 1 NORTH	Building 8180, Office Room 1	9/13/2021	1,302	0.001	0.0031	
LS-0261	FINAL CLEARANCE - 2 SOUTH WEST	Building 8180, Office Room 1	9/13/2021	1,274	0.001	1.001	
LS-0262	FINAL CLEARANCE - 3 SOUTH	Building 8180, Office Room 1	9/13/2021	1,260	0.001	1.001	

LEGEND

A = Abatement

BL = Baseline

FC = Final Clearance

N/A = Not Applicable

f/cc = fibers per cubic centimeter

PCM = Phase Contrast Microscopy

PW = Preparation Work

Table 2
FINAL CLEARANCE AIR SAMPLING LOG – BY PCM ANALYSIS

PROJECT NAME:		South Campus Military Hangar Abatement Oversight		INSPECTION FIRM:		Fercam Group	
SITE ADDRESS:		3600 Presidential Austin, Texas 78719		ASBESTOS CONSULTANT(S):		Fernando Yepez	
AREA(S) ABATED:		15 Buildings, Interior and Exterior		DATE OF ABATEMENT:		August 16, 2021 – November 19, 2021	
Sample No.	Sample Type	Sample Location	Date	Air Volume (liters)	Quantification Limit (f/cc)	Fiber Concentration (f/cc)	
LS-0263	FINAL CLEARANCE - 1 NORTH	Building 8180, Office Room 2	9/13/2021	1,302	0.001	0.0031	
LS-0264	FINAL CLEARANCE - 2 SOUTH WEST	Building 8180, Office Room 2	9/13/2021	1,288	0.001	1.001	
LS-0265	FINAL CLEARANCE - 3 SOUTH	Building 8180, Office Room 2	9/13/2021	1,274	0.001	1.001	
LS-0266	FINAL CLEARANCE - 1 NORTH	Building 8180, Mechanical Room	9/13/2021	1,288	0.001	0.0031	
LS-0267	FINAL CLEARANCE - 2 SOUTH WEST	Building 8180, Mechanical Room	9/13/2021	1,274	0.001	1.001	
LS-0268	FINAL CLEARANCE - 3 SOUTH	Building 8180, Mechanical Room	9/13/2021	1,260	0.001	1.001	

LEGEND

A = Abatement

BL = Baseline

FC = Final Clearance

N/A = Not Applicable

f/cc = fibers per cubic centimeter

PCM = Phase Contrast Microscopy

PW = Preparation Work

FERCAM GROUP

AIR MONITORING DATA FORM

Date: 9-Sep-2021
 Client: **CITY OF AUSTIN**
 Activity: **AIR MONITORING**
BASELINE
 LOCATION: **BUILDING 8180**

Project Name: **ABIA SOUTH CAMPUS ABATEMENT**
 Location: **3601 PRESIDENTIAL BLVD TRAVIS AUSTIN**
 Project Manager: **LADI SODIPE**
 Project No.: **2007061**

Sample Number	Description Activity/Location/Name/SS#	Flow Rate	Start Time	Stop Time	Blank Count	Total Time (MINS)	Volume (VOL)	# of Fibers	Fields	CV*	LOQ*	Fiber Density (f/mm)	Fiber Conc, (f/cc)	95% upper Con limit	Reported Fiber conc. (f/cc)
FIRST RM.															
LS-0195	FIELD BLANK	-	-	-	-	-	-	-	100	-	-	-	-	-	-
LS-0196	FIELD BLANK	-	-	-	-	-	-	-	100	-	-	-	-	-	-
LS-0197	BASELINE - NORTH	14.0	13:15	14:45	-	90	1,260	1	100	0.450	0.004	1.27	0.000	0.001	0.001
LS-0198	BASELINE - WEST	14.0	13:17	14:47	-	90	1,260	1	100	0.450	0.004	1.27	0.000	0.001	0.001
LS-0199	BASELINE - SOUTH	14.0	13:19	14:49	-	90	1,260	1	100	0.450	0.004	1.27	0.000	0.001	1.001
SECOND RM.															
LS-0200	FIELD BLANK	-	-	-	-	-	-	-	100	-	-	-	-	-	-
LS-0201	FIELD BLANK	-	-	-	-	-	-	-	100	-	-	-	-	-	-
LS-0202	BASELINE - NORTH WEST	14.0	13:25	14:58	-	93	1,302	1	100	0.450	0.004	1.27	0.000	0.001	0.001
LS-0203	BASELINE - WEST	14.0	13:27	15:00	-	93	1,302	1	100	0.450	0.004	1.27	0.000	0.001	0.001
LS-0204	BASELINE - SOUTH	14.0	13:29	15:02	-	93	1,302	1	100	0.450	0.004	1.27	0.000	0.001	1.001

* CV = Coefficient Of Variation (See table)
 LOQ = 4.9044 / VOL

**BR = Barrier
 CR = Clean Room
 IWA = Inside Work Area
 PS = Personnel

BL = Base Line
 FC = Final Clearance
 NAM = Negative Air Machine
 QCB = Quality Control Blank

I hereby certify that the above samples have been analyzed by Phase Contrast Microscopy in accordance with the NIOSH 7400 method using the "A" Counting rules.

Contractor: **AAR Incorporated**
 Supervisor's Name: **LUIS TREVINO**
 No. of Workers: **6**
 PPE Used: **YES**

Analyst: (Print Name) **LADI SODIPE**
 Signature: **ladi sodipe**

FERCAM GROUP

AIR MONITORING DATA FORM

Date: 10-Sep-2021
 Client: CITY OF AUSTIN
 Activity: AIR MONITORING
PREPPING
 LOCATION: BLDG. 8180

Project Name: ABIA SOUTH CAMPUS ABATEMENT
 Location: 3601 PRESIDENTIAL BLVD TRAVIS AUSTIN
 Project Manager: LADI SODIPE
 Project No.: 2007061

Sample Number	Description Activity/Location/Name/SS#	Flow Rate	Start Time	Stop Time	Blank Count	Total Time (MINS)	Volume (VOL)	# of Fibers	Fields	CV*	LOQ*	Fiber Density (f/mm)	Fiber Conc, (f/cc)	95% upper Con limit	Reported Fiber conc. (f/cc)
FIRST RM.															
LS-0210	FIELD BLANK	-	-	-	-	-	-	-	100	-	-	-	-	-	-
LS-0211	FIELD BLANK	-	-	-	-	-	-	-	100	-	-	-	-	-	-
LS-0212	PREPPING - SOUTH	2.0	7:11	12:01	-	290	580	1.5	100	0.450	0.008	1.91	0.001	0.002	0.001
LS-0213	PREPPING - NORTH	2.0	7:12	12:02	-	290	580	1	100	0.450	0.008	1.27	0.001	0.001	0.001
SECOND RM.															
LS-0214	PREPPING - SOUTH	2.0	7:11	12:01	-	290	580	1.5	100	0.450	0.008	1.91	0.001	0.002	0.001
LS-0215	PREPPING - NORTH	2.0	12:59	14:27	-	88	176	1	100	0.450	0.028	1.27	0.003	0.005	0.001

* CV = Coefficient Of Variation (See table)
 LOQ = 4.9044 / VOL

**BR = Barrier
 CR = Clean Room
 IWA = Inside Work Area
 PS = Personnel

BL = Base Line
 FC = Final Clearance
 NAM = Negative Air Machine
 QCB = Quality Control Blank

I hereby certify that the above samples have been analyzed by Phase Contrast Microscopy in accordance with the NIOSH 7400 method using the "A" Counting rules.

Contractor: AAR Incorporated
 Supervisor's Name: LUIS TREVINO
 No. of Workers: 6
 PPE Used: YES

Analyst: (Print Name) LADI SODIPE
 Signature: ladi sodipe

FERCAM GROUP

AIR MONITORING DATA FORM

Date: 10-Sep-2021
 Client: **CITY OF AUSTIN**
 Activity: **AIR MONITORING**
REMOVAL FLOOR TILES/MASTIC
LOCATION: BLDG. 8180

Project Name: **ABIA SOUTH CAMPUS ABATEMENT**
 Location: **3601 PRESIDENTIAL BLVD TRAVIS AUSTIN**
 Project Manager: **LADI SODIPE**
 Project No.: **2007061**

Sample Number	Description Activity/Location/Name/SS#	Flow Rate	Start Time	Stop Time	Blank Count	Total Time (MINS)	Volume (VOL)	# of Fibers	Fields	CV*	LOQ*	Fiber Density (f/mm)	Fiber Conc, (f/cc)	95% upper Con limit	Reported Fiber conc. (f/cc)
OFFICE RM 1															
LS-0216	FIELD BLANK	-	-	-	-	-	-	-	100	-	-	-	-	-	-
LS-0217	FIELD BLANK	-	-	-	-	-	-	-	100	-	-	-	-	-	-
LS-0218	INSIDE WORK AREA	2.0	10:45	13:45	-	180	360	5	100	0.450	0.014	6.37	0.007	0.012	0.003
LS-0219	OUTSIDE WORK AREA	2.0	10:47	13:46	-	179	358	2	100	0.450	0.014	2.55	0.003	0.005	1.002
LS-0220	DECON	2.0	10:49	13:47	-	178	356	2	100	0.450	0.014	2.55	0.003	0.005	1.002
LS-0221	NEGATIVE AIR MACHINE	2.0	10:51	13:48	-	177	354	6	100	0.450	0.014	7.64	0.008	0.014	2.002
OFFICE RM 2															
LS-0222	INSIDE WORK AREA	2.0	10:45	13:45	-	180	360	4	100	0.450	0.014	5.10	0.005	0.009	0.003
LS-0223	OUTSIDE WORK AREA	2.0	10:47	13:46	-	179	358	2	100	0.450	0.014	2.55	0.003	0.005	1.002
LS-0224	DECON	2.0	10:49	13:47	-	178	356	2	100	0.450	0.014	2.55	0.003	0.005	1.002
LS-0225	NEGATIVE AIR MACHINE	2.0	10:51	13:48	-	177	354	6	100	0.450	0.014	7.64	0.008	0.014	2.002

* CV = Coefficient Of Variation (See table)
 LOQ = 4.9044 / VOL

**BR = Barrier
 CR = Clean Room
 IWA = Inside Work Area
 PS = Personnel

BL = Base Line
 FC = Final Clearance
 NAM = Negative Air Machine
 QCB = Quality Control Blank

I hereby certify that the above samples have been analyzed by Phase Contrast Microscopy in accordance with the NIOSH 7400 method using the "A" Counting rules.

Contractor: AAR Incorporated
 Supervisor's Name: LUIS TREVINO
 No. of Workers: 8
 PPE Used: YES

Analyst: (Print Name) LADI SODIPE

Signature: ladi sodipe

FERCAM GROUP

AIR MONITORING DATA FORM

Date: 10-Sep-2021
 Client: CITY OF AUSTIN
 Activity: AIR MONITORING
FINAL CLEARANCE
 LOCATION: BLDG. 8180

Project Name: ABIA SOUTH CAMPUS ABATEMENT
 Location: 3601 PRESIDENTIAL BLVD TRAVIS AUSTIN
 Project Manager: LADI SODIPE
 Project No.: 2007061

Sample Number	Description Activity/Location/Name/SS#	Flow Rate	Start Time	Stop Time	Blank Count	Total Time (MINS)	Volume (VOL)	# of Fibers	Fields	CV*	LOQ*	Fiber Density (f/mm)	Fiber Conc. (f/cc)	95% upper Con limit	Reported Fiber conc. (f/cc)
LS-0226	FIELD BLANK	-	-	-	-	-	-	-	100	-	-	-	-	-	-
LS-0227	FIELD BLANK	-	-	-	-	-	-	-	100	-	-	-	-	-	-
LS-0228	FINAL CLEARANCE - 1 NORTH	14.0	14:30	16:04	-	94	1,316	1	100	0.450	0.004	1.27	0.000	0.001	0.0031
LS-0229	WEST	14.0	14:32	16:05	-	93	1,302	1	100	0.450	0.004	1.27	0.000	0.001	1.001
LS-0230	FINAL CLEARANCE - 3 SOUTH	14.0	14:34	16:06	-	92	1,288	1	100	0.450	0.004	1.27	0.000	0.001	1.001

* CV = Coefficient Of Variation (See table)
 LOQ = 4.9044 / VOL

**BR = Barrier
 CR = Clean Room
 IWA = Inside Work Area
 PS = Personnel

BL = Base Line
 FC = Final Clearance
 NAM = Negative Air Machine
 QCB = Quality Control Blank

I hereby certify that the above samples have been analyzed by Phase Contrast Microscopy in accordance with the NIOSH 7400 method using the "A" Counting rules.

Contractor: AAR Incorporated
 Supervisor's Name: LUIS TREVINO
 No. of Workers: 6
 PPE Used: YES

Analyst: (Print Name) LADI SODIPE

Signature: ladi sodipe

FERCAM GROUP

AIR MONITORING DATA FORM

Date: 13-Sep-2021
 Client: **CITY OF AUSTIN**
 Activity: **AIR MONITORING**
PREPPING
 LOCATION: **BLDG. 8180**

Project Name: **ABIA SOUTH CAMPUS ABATEMENT**
 Location: **3601 PRESIDENTIAL BLVD TRAVIS AUSTIN**
 Project Manager: **LADI SODIPE**
 Project No.: **2007061**

Sample Number	Description Activity/Location/Name/SS#	Flow Rate	Start Time	Stop Time	Blank Count	Total Time (MINS)	Volume (VOL)	# of Fibers	Fields	CV*	LOQ*	Fiber Density (f/mm)	Fiber Conc, (f/cc)	95% upper Con limit	Reported Fiber conc. (f/cc)
FIRST RM.															
LS-0231	FIELD BLANK	-	-	-	-	-	-	-	100	-	-	-	-	-	-
LS-0232	FIELD BLANK	-	-	-	-	-	-	-	100	-	-	-	-	-	-
LS-0233	PREPPING - SOUTH WEST	2.0	7:10	8:40	-	90	180	1.5	100	0.450	0.027	1.91	0.004	0.007	0.001
LS-0234	PREPPING - NORTH EAST	2.0	7:12	8:41	-	89	178	1	100	0.450	0.028	1.27	0.003	0.005	0.001
SECOND RM.															
LS-0235	PREPPING - SOUTH	2.0	7:15	8:45	-	90	180	1.5	100	0.450	0.027	1.91	0.004	0.007	0.001
LS-0236	PREPPING - NORTH EAST	2.0	7:16	8:46	-	90	180	1	100	0.450	0.027	1.27	0.003	0.005	0.001
MECHANICAL RM															
LS-0237	PREPPING - NORTH	2.0	9:00	10:30	-	90	180	1.5	100	0.450	0.027	1.91	0.004	0.007	0.001
LS-0238	PREPPING - SOUTH	2.0	9:02	10:31	-	89	178	1	100	0.450	0.028	1.27	0.003	0.005	0.001

* CV = Coefficient Of Variation (See table)
 LOQ = 4.9044 / VOL

**BR = Barrier
 CR = Clean Room
 IWA = Inside Work Area
 PS = Personnel

BL = Base Line
 FC = Final Clearance
 NAM = Negative Air Machine
 QCB = Quality Control Blank

I hereby certify that the above samples have been analyzed by Phase Contrast Microscopy in accordance with the NIOSH 7400 method using the "A" Counting rules.

Contractor: *AAR Incorporated*
 Supervisor's Name: *LUIS TREVINO*
 No. of Workers: 6
 PPE Used: YES

Analyst: (Print Name) LADI SODIPE

Signature: ladi sodipe

FERCAM GROUP

AIR MONITORING DATA FORM

Date: 13-Sep-2021
 Client: **CITY OF AUSTIN**
 Activity: **AIR MONITORING**
PIPE INSULATION REMOVAL
LOCATION: BLDG. 8180

Project Name: **ABIA SOUTH CAMPUS ABATEMENT**
 Location: **3601 PRESIDENTIAL BLVD TRAVIS AUSTIN**
 Project Manager: **LADI SODIPE**
 Project No.: **2007061**

Sample Number	Description Activity/Location/Name/SS#	Flow Rate	Start Time	Stop Time	Blank Count	Total Time (MINS)	Volume (VOL)	# of Fibers	Fields	CV*	LOQ*	Fiber Density (f/mm)	Fiber Conc, (f/cc)	95% upper Con limit	Reported Fiber conc. (f/cc)
OFFICE RM 1															
LS-0239	FIELD BLANK	-	-	-	-	-	-	-	100	-	-	-	-	-	-
LS-0240	FIELD BLANK	-	-	-	-	-	-	-	100	-	-	-	-	-	-
LS-0241	INSIDE WORK AREA	2.0	8:50	9:35	-	45	90	4	100	0.450	0.054	5.10	0.022	0.038	0.003
LS-0242	OUTSIDE WORK AREA	2.0	8:52	9:36	-	44	88	3	100	0.450	0.056	3.82	0.017	0.029	1.002
OFFICE RM 2															
LS-0243	FIELD BLANK	-	-	-	-	-	-	-	100	-	-	-	-	-	-
LS-0244	FIELD BLANK	-	-	-	-	-	-	-	100	-	-	-	-	-	-
LS-0245	INSIDE WORK AREA	2.0	9:10	9:33	-	23	46	3	100	0.450	0.107	3.82	0.032	0.056	0.003
LS-0246	OUTSIDE WORK AREA	2.0	9:12	9:34	-	22	44	2	100	0.450	0.111	2.55	0.022	0.039	1.002
MECHANICAL RM															
LS-0247	FIELD BLANK	-	-	-	-	-	-	-	100	-	-	-	-	-	-
LS-0248	FIELD BLANK	-	-	-	-	-	-	-	100	-	-	-	-	-	-
LS-0249	INSIDE WORK AREA	2.0	10:40	13:55	-	195	390	5	100	0.450	0.013	6.37	0.006	0.011	0.003
LS-0250	OUTSIDE WORK AREA	2.0	10:42	13:56	-	194	388	3	100	0.450	0.013	3.82	0.004	0.007	1.002

* CV = Coefficient Of Variation (See table)
 LOQ = 4.9044 / VOL

**BR = Barrier
 CR = Clean Room
 IWA = Inside Work Area
 PS = Personnel

BL = Base Line
 FC = Final Clearance
 NAM = Negative Air Machine
 QCB = Quality Control Blank

I hereby certify that the above samples have been analyzed by Phase Contrast Microscopy in accordance with the NIOSH 7400 method using the "A" Counting rules.

Contractor: **AAR Incorporated**
AAR INCORPORATED
 Supervisor's Name: **LUIS TREVINO**
 No. of Workers: **6**
 PPE Used: **YES**

Analyst: (Print Name) **LADI SODIPE**
 Signature: **ladi sodipe**

FERCAM GROUP

AIR MONITORING DATA FORM

Date: 13-Sep-2021
 Client: **CITY OF AUSTIN**
 Activity: **AIR MONITORING**
FINAL CLEARANCE
LOCATION: BLDG. 8180

Project Name: **ABIA SOUTH CAMPUS ABATEMENT**
 Location: **3601 PRESIDENTIAL BLVD TRAVIS AUSTIN**
 Project Manager: **LADI SODIPE**
 Project No.: **2007061**

Sample Number	Description Activity/Location/Name/SS#	Flow Rate	Start Time	Stop Time	Blank Count	Total Time (MINS)	Volume (VOL)	# of Fibers	Fields	CV*	LOQ*	Fiber Density (f/mm)	Fiber Conc. (f/cc)	95% upper Con limit	Reported Fiber conc. (f/cc)
ROOM 1															
LS-0258	FIELD BLANK	-	-	-	-	-	-	-	100	-	-	-	-	-	-
LS-0259	FIELD BLANK	-	-	-	-	-	-	-	100	-	-	-	-	-	-
LS-0260	FINAL CLEARANCE - 1 NORTH	14.0	9:55	11:28	-	93	1,302	1	100	0.450	0.004	1.27	0.000	0.001	0.0031
LS-0261	FINAL CLEARANCE - 2 SOUTH WEST	14.0	9:56	11:27	-	91	1,274	1	100	0.450	0.004	1.27	0.000	0.001	1.001
LS-0262	FINAL CLEARANCE - 3 SOUTH	14.0	9:57	11:27	-	90	1,260	1	100	0.450	0.004	1.27	0.000	0.001	1.001
ROOM 2															
LS-0263	FINAL CLEARANCE - 1 NORTH	14.0	10:10	11:43	-	93	1,302	1	100	0.450	0.004	1.27	0.000	0.001	0.0031
LS-0264	FINAL CLEARANCE - 2 SOUTH WEST	14.0	10:12	11:44	-	92	1,288	1	100	0.450	0.004	1.27	0.000	0.001	1.001
LS-0265	FINAL CLEARANCE - 3 SOUTH	14.0	10:14	11:45	-	91	1,274	1	100	0.450	0.004	1.27	0.000	0.001	1.001
MECHANICAL RM															
LS-0266	FINAL CLEARANCE - 1 NORTH	14.0	14:10	15:42	-	92	1,288	1	100	0.450	0.004	1.27	0.000	0.001	0.0031
LS-0267	FINAL CLEARANCE - 2 SOUTH WEST	14.0	14:12	15:43	-	91	1,274	1	100	0.450	0.004	1.27	0.000	0.001	1.001
LS-0268	FINAL CLEARANCE - 3 SOUTH	14.0	14:14	15:44	-	90	1,260	1	100	0.450	0.004	1.27	0.000	0.001	1.001

* CV = Coefficient Of Variation (See table)
 LOQ = 4.9044 / VOL

**BR = Barrier
 CR = Clean Room
 IWA = Inside Work Area
 PS = Personnel

BL = Base Line
 FC = Final Clearance
 NAM = Negative Air Machine
 QCB = Quality Control Blank

I hereby certify that the above samples have been analyzed by Phase Contrast Microscopy in accordance with the NIOSH 7400 method using the "A" Counting rules.

Contractor: **AAR Incorporated**
 Supervisor's Name: **LUIS TREVINO**
 No. of Workers: **6**
 PPE Used: **YES**

Analyst: (Print Name) **LADI SODIPE**
 Signature: **ladi sodipe**

FERCAM GROUP

AIR MONITORING DATA FORM

Date: 14-Sep-2021
 Client: **CITY OF AUSTIN**
 Activity: **AIR MONITORING**
CAULKING/FLASHING REMOVAL
LOCATION: BLDGS. 8180

Project Name: **ABIA SOUTH CAMPUS ABATEMENT**
 Location: **3601 PRESIDENTIAL BLVD TRAVIS AUSTIN**
 Project Manager: **LADI SODIPE**
 Project No.: **2007061**

Sample Number	Description Activity/Location/Name/SS#	Flow Rate	Start Time	Stop Time	Blank Count	Total Time (MINS)	Volume (VOL)	# of Fibers	Fields	CV*	LOQ*	Fiber Density (f/mm)	Fiber Conc. (f/cc)	95% upper Con limit	Reported Fiber conc. (f/cc)
8180-FIRST UNIT															
LS-0269	FIELD BLANK	-	-	-	-	-	-	-	100	-	-	-	-	-	-
LS-0270	FIELD BLANK	-	-	-	-	-	-	-	100	-	-	-	-	-	-
LS-0271	UP WIND	2.0	7:15	14:25	-	430	860	8	100	0.450	0.006	10.19	0.005	0.008	0.003
LS-0272	DOWN WIND	2.0	7:17	14:26	-	429	858	7	100	0.450	0.006	8.92	0.004	0.007	1.002
8180-SECOND UNIT															
LS-0273	FIELD BLANK	-	-	-	-	-	-	-	100	-	-	-	-	-	-
LS-0274	FIELD BLANK	-	-	-	-	-	-	-	100	-	-	-	-	-	-
LS-0275	UP WIND	2.0	7:15	9:05	-	110	220	8	100	0.450	0.022	10.19	0.018	0.031	0.003
LS-0276	DOWN WIND	2.0	7:17	9:06	-	109	218	7	100	0.450	0.022	8.92	0.016	0.027	1.002

* CV = Coefficient Of Variation (See table)
 LOQ = 4.9044 / VOL

**BR = Barrier
 CR = Clean Room
 IWA = Inside Work Area
 PS = Personnel

BL = Base Line
 FC = Final Clearance
 NAM = Negative Air Machine
 QCB = Quality Control Blank

I hereby certify that the above samples have been analyzed by Phase Contrast Microscopy in accordance with the NIOSH 7400 method using the "A" Counting rules.

Contractor: **AAR INCORPORATED**
 Supervisor's Name: **LUIS**
 No. of Workers: **6**
 PPE Used: **YES**

Analyst: (Print Name) **LADI SODIPE**
 Signature: **ladi sodipe**

FERCAM GROUP

AIR MONITORING DATA FORM

Date: 16-Sep-2021
 Client: **CITY OF AUSTIN**
 Activity: **AIR MONITORING**
CAULKING/PIPE INSULATION REMOVAL
LOCATION: BLDGS. 8180

Project Name: **ABIA SOUTH CAMPUS ABATEMENT**
 Location: **3601 PRESIDENTIAL BLVD TRAVIS AUSTIN**
 Project Manager: **LADI SODIPE**
 Project No.: **2007061**

Sample Number	Description Activity/Location/Name/SS#	Flow Rate	Start Time	Stop Time	Blank Count	Total Time (MINS)	Volume (VOL)	# of Fibers	Fields	CV*	LOQ*	Fiber Density (f/mm)	Fiber Conc. (f/cc)	95% upper Con limit	Reported Fiber conc. (f/cc)
SECOND UNIT - 8180															
LS-0336	FIELD BLANK	-	-	-	-	-	-	-	100	-	-	-	-	-	-
LS-0337	FIELD BLANK	-	-	-	-	-	-	-	100	-	-	-	-	-	-
LS-0338	UP WIND - S	2.0	7:15	8:00	-	45	90	1	100	0.450	0.054	1.27	0.005	0.009	0.003
LS-0339	DOWN WIND - N	2.0	7:17	8:01	-	44	88	1	100	0.450	0.056	1.27	0.006	0.010	1.002

* CV = Coefficient Of Variation (See table)

LOQ = 4.9044 / VOL

**BR = Barrier

CR = Clean Room

IWA = Inside Work Area

PS = Personnel

BL = Base Line

FC = Final Clearance

NAM = Negative Air Machine

QCB = Quality Control Blank

I hereby certify that the above samples have been analyzed by Phase Contrast Microscopy in accordance with the NIOSH 7400 method using the "A" Counting rules.

Contractor: **AAR INCORPORATED**
 Supervisor's Name: **LUIS**
 No. of Workers: **8**
 PPE Used: **YES**

Analyst: (Print Name) **LADI SODIPE**

Signature: **ladi sodipe**

Building 8180



DAILY LOG

AAR INCORPORATED

Job # 214175
TX 78642

925 US 183 North ~ Liberty Hill,

Project Name: ABIA South Campus Abatement
6815

(512) 778-6800 ~ Fax (512) 778-

Supervisor: Luis Trevino

Date: 9-9-21

% of Job Complete () _____

Weather: _____
Temp AM: _____ PM: _____
Safety Meeting: _____

Work Performed Today (Detail): 7:00. AAR Supervisor & abatement crew arrive on site & sign in.

7:15. Crew begins to haul poly-tape, & glue to next bldg 3185 & pre clean room/electrical & prep splash guard

7:50. pumps are set for clearance for bldg 3210

9:40. Complete prep of criticals & splashguard for bldg 3185. ~~6AM~~

10:15. Clearance passes & crew tears down containment 3210 & haul tools need for bldg 3185. (shower & 2 neg circ.)

12:00. Break for lunch.

1:00. Return & begin to install shower & 2 neg circs.

1:40. Containment is ready for abatement. - pressure out - 28.

2:00. Crew is suited & begin to scrape tile & bag. Wet methods applied.

2:20. Complete removal of tile & begin bag out.

2:40. Begin mastic removal

4:00. Complete removal of black mastic. Viscal is then performed.

4:15. Crew encaps then shower out. Crew then prep poly under vents outside, surf-up, wet down, hermetic, & remove caulk.

4:50. Complete removal of caulk.

5:00. Depart worksite.

Problems - Delays: _____

Extra Work: _____

Next Daily Goal: _____

Supervisor Luis Trevino

WORK FORCE

Preparation _____
Removal _____
Cleanup _____
Other (Specific) _____

NO.

SUBCONTRACTORS

CHECKLIST

Poly barriers airtight _____
Negative air pressure _____
Decon operational _____
Surfactant encap. pump _____
Air Monitoring _____
Double bagged & secure _____
Mats. distrib. & secure _____
Facility Secure _____
Work area clean _____
Daily inventory _____
Vehicle Check _____
Equipment Check _____

EMPLOYEE

Training _____
Medical Exams _____
Respiratory Test _____

FIELD DOC.

Field Report _____
Payroll Report _____
Waste Manifest _____

PPE

1/2 Mask _____
PAPR _____
Suits _____
Boots _____
Gloves _____
Hard Hat _____
Safety Glass _____

DAILY LOG

Job # 214175
Tx 78642

AAR INCORPORATED

925 US 183 North ~ Liberty Hill,

Project Name: ABIA South ^{campus} abatement
6815

512) 778-6800 ~ Fax 512) 778-

Supervisor: Luis. I

Date: 9-10-21

% of Job Complete () _____

Weather: _____
Temp AM: _____ PM: _____
Safety Meeting: _____

Work Performed Today (Detail): 7:00. AAR supervisor & abatement crew arrive on site & sign in.
7:15. crew begins to prep splash guard in room 16 machine shop for building 8180 to then perform RFEI.
7:40 pumps are set for 8185 building
9:00. rooms are prepped & ready for RFEI. crew begins removal.
10:10. Containment in building 8185 passes. few tech down while others bag RFEI'ed 1st & begin mastic removal.
11:47. complete 1st removal in 8180. crew hauls bags to container.
12:00. Break for lunch
1:00. Return & begin to prep under windows in building 8180 to then remove caulking
2:00. begin removal of caulk from windows.
3:30. complete removal of caulk from windows. crew hauls any waste to container & gather tools.
4:00. Depart worksite.

<u>WORK FORCE</u>	<u>No.</u>
Preparation	_____
Removal	_____
Cleanup	_____
Other (Specific) _____	_____

SUBCONTRACTORS

<u>CHECKLIST</u>	<u>(✓)</u>
Poly barriers airtight	_____
Negative air pressure	_____
Decon operational	_____
Surfactant encap. pump	_____
Air Monitoring	_____
Double bagged & secure	_____
Mats. distrib. & secure	_____
Facility Secure	_____
Work area clean	_____
Daily inventory	_____
Vehicle Check	_____
Equipment Check	_____

<u>EMPLOYEE</u>	
Training	_____
Medical Exams	_____
Respiratory Test	_____

<u>FIELD DOC.</u>	
Field Report	_____
Payroll Report	_____
Waste Manifest	_____

<u>PPE</u>	
1/2 Mask	_____
PAPR	_____
Suits	_____
Boots	_____
Gloves	_____
Hard Hat	_____
Safety Glass	_____

Problems -Delays: _____

Extra Work: _____

Next Daily Goal: _____

Supervisor:

DAILY LOG

Job # 214175

Tx 78642

925 US 183 North ~ Liberty Hill, TX 78642

Project Name: ABIA South Campus Abatement

6815

512) 778-6800 ~ Fax 512) 778-6800

Supervisor: Luis Trevino

Date: 9.13.21

% of Job Complete () _____

Weather: _____

Temp AM: _____ PM: _____

Safety Meeting: _____

Work Performed Today (Detail): 7:00. AAR Supervisor & abatement crew arrive on site & sign in.

7:10. Crew begins to prep glovebags on pipe insulation w/ white mastic in building 8130.

9:00. Complete prep of glovebag & drop cloth under pipe. Crew begins removal of pipe insulation in glovebag wet methods applied. Container on site is swapped.

11:40. Reach stopping point & haul any bags from glovebag to container.

12:00. Break for lunch.

1:00. Return & continue glovebag removal.

2:15. Complete removal of all white mastic on pipe insulation throughout bldg 8130.

3:00. Crew begins to clean pathway under pipe insulation in bldg 8130 for scissor lift to then work freely.

5:00. Complete cleaning path. Depart worksite.

Problems - Delays: _____

Extra Work: _____

Next Daily Goal: _____

Supervisor: [Signature]

<u>WORK FORCE</u>	<u>No.</u>
Preparation	_____
Removal	_____
Cleanup	_____
Other (Specific) _____	_____

SUBCONTRACTORS

<u>CHECKLIST</u>	<u>(✓)</u>
Poly barriers airtight	_____
Negative air pressure	_____
Decon operational	_____
Surfactant encap. pump	_____
Air Monitoring	_____
Double bagged & secure	_____
Mats. distrib. & secure	_____
Facility Secure	_____
Work area clean	_____
Daily inventory	_____
Vehicle Check	_____
Equipment Check	_____

<u>EMPLOYEE</u>	
Training	_____
Medical Exams	_____
Respiratory Test	_____

<u>FIELD DOC.</u>	
Field Report	_____
Payroll Report	_____
Waste Manifest	_____

<u>PPE</u>	
1/2 Mask	_____
PAPR	_____
Suits	_____
Boots	_____
Gloves	_____
Hard Hat	_____
Safety Glass	_____

Job # 214175

Tx 78642

Project Name: ABIA South Campus Abatement

6815

512) 778-6800 ~ Fax 512) 778-

Supervisor: Luis Trevino

Date: 9.14.21

% of Job Complete ()

Weather: _____

Temp AM: _____ PM: _____

Safety Meeting: _____

Work Performed Today (Detail): 7:00. AAR supervisor & abatement crew arrives on site & sign in.

7:10 - crew begins to prep poly under roof penetration & roof frame on SE wall

7:30 - Crew suits up & begin removal of caulk & roof frame on SE wall of bldg 3 12a.

9:00. Complete SE roof of abatement & crew then moves back to 2175 & prep under windows w/ glazing.

10:15 - Begin removing glazing from windows. wet methods applied

11:40 - completed 3 windows of S with window glazing. Glazing is double beaded & placed on poly.

12:00. Break for lunch

1:00. Crew is suited & continue window glazing.

2:20 - completed all window glazing. Crew then preps under ^{black} window & door to remove caulk.

3:00 - doors & block windows begin to be removed of caulk.

4:40 - Complete caulk removal of block windows & external doors. All bags from caulk & glazing are hauled to container

5:00 - Depart worksite.

Problems -Delays:

Extra Work:

Next Daily Goal:

Supervisor: *Luis Trevino*

WORK FORCE

	No.
Preparation	_____
Removal	_____
Cleanup	_____
Other (Specific)	_____

SUBCONTRACTORS

CHECKLIST

	(✓)
Poly barriers airtight	_____
Negative air pressure	_____
Decon operational	_____
Surfactant encap. pump	_____
Air Monitoring	_____
Double bagged & secure	_____
Mats. distrib. & secure	_____
Facility Secure	_____
Work area clean	_____
Daily inventory	_____
Vehicle Check	_____
Equipment Check	_____

EMPLOYEE

Training	_____
Medical Exams	_____
Respiratory Test	_____

FIELD DOC.

Field Report	_____
Payroll Report	_____
Waste Manifest	_____

PPE

1/2 Mask	_____
PAPR	_____
Suits	_____
Boots	_____
Gloves	_____
Hard Hat	_____
Safety Glass	_____

Job # 214175
Tx 78642

925 US 183 North ~ Liberty Hill,
512) 778-6800 ~ Fax 512) 778-

Project Name: ABIA South abatement
6815

Supervisor: Luis Trexino
Date: 9.16.21

% of Job Complete () _____

Weather: _____
Temp AM: _____ PM: _____
Safety Meeting: _____

Work Performed Today (Detail): 7:00. AAR Supervisor & abatement crew
arrive on site & sign in.
7:10. Crew begin removal of pipe insulation in mechanic room others use
scissor lift to hang glove bags along wall of ~~room~~ west i' south.
8:00. Complete removal of pipe insulation in mechanic room. All com bags are
hoisted to containers. others continue prep / hanging glove bags
12:00. Break for lunch
1:00. return. 2 suit up & begin to remove pipe insulation along
w i' south wall using scissor lift when prep is complete.
3:40. Complete removing insulation on w i' s wall. vi. Suck is performed
then crew double bags glove bags & haul to container
4:40. Work area is clean & crew changes lift for day.
5:00. Depart worksite.

<u>WORK FORCE</u>	<u>NO.</u>
Preparation	_____
Removal	_____
Cleanup	_____
Other (Specific) _____	_____

SUBCONTRACTORS

<u>CHECKLIST</u>	<u>(✓)</u>
Poly barriers airtight	_____
Negative air pressure	_____
Decon operational	_____
Surfactant encap. pump	_____
Air Monitoring	_____
Double bagged & secure	_____
Mats. distrib. & secure	_____
Facility Secure	_____
Work area clean	_____
Daily inventory	_____
Vehicle Check	_____
Equipment Check	_____

Problems - Delays: _____

<u>EMPLOYEE</u>	
Training	_____
Medical Exams	_____
Respiratory Test	_____

Extra Work: _____

<u>FIELD DOC.</u>	
Field Report	_____
Payroll Report	_____
Waste Manifest	_____

Next Daily Goal: _____

<u>PPE</u>	
1/2 Mask	_____
PAPR	_____
Suits	_____
Boots	_____
Gloves	_____
Hard Hat	_____
Safety Glass	_____

Supervisor [Signature]

SIGN IN / OUT CONTAINMENT LOG

DATE: 9.9.21

SUPERINTENDENT: _____

PROJECT: ABIA South campus abatement

JOB No.: 214175

SIGNATURE	PRINTED NAME	EMPLOYEE No#	EMPLOYER	TIME IN	TIME OUT	TIME IN	TIME OUT
	George Abardeno	73.2732	AAR				
	Daniel Dietz	70.1692	}	2:00	4:15		
		45.4693					
	Wilmer Lopez	45.4693		2:00	4:15		
	Joe Villanueva	18.4577		2:00	4:15		
	Jose Garcia	17.6420		2:00	4:15		
	Christopher Chavez	46.9729		2:00	4:15		
	Hildebrando Herrera	20.6247		2:00	4:15		

SIGN IN / OUT CONTAINMENT LOG / RECT

DATE: 9-10-21

SUPERINTENDENT: _____

PROJECT: ABTA South Campus abatement

JOB No.: 214175

SIGNATURE	PRINTED NAME	EMPLOYEE NO #	EMPLOYER	TIME IN	TIME OUT	TIME IN	TIME OUT
	George Abrendano	73-2732	AAR	7:15	11:47	1	4:00
	Daniel Dietz	70-1692		7:15	11:47	1	4:00
	Wilmer Lopez	45-4693		7:15	11:48	1	4:00
	Joe Villanueva	18-4577		9:00	11:52	1	4:00
	José Garcia	17-6420		7:00	11:47	1	4:00
	Christoph Chavez	469729		9:00	11:47	1	4:00
	Hildebrando Herrera	20-6247		7:00	11:50	1	4:00

SIGN IN / OUT CONTAINMENT LOG

Glovebag

DATE: 4-13-21

SUPERINTENDENT: _____

PROJECT: ABIA South Campus Abatement

JOB No.: 214675

SIGNATURE	PRINTED NAME	EMPLOYEE No #	EMPLOYER	TIME IN	TIME OUT	TIME IN	TIME OUT
	<i>George Abandano</i>	73-2738	AAR	7:00	12:00	1	5:00
	<i>Daniel Dietz</i>	70-1692	}	7:00	12:00	1	5:00
	<i>Wilmer Lopez</i>	45-4693		7:00	12:00	1	5:00
	<i>Jose Garcia</i>	17-6420		7:00	12:00	1	5:00
	<i>Hildebrando Herrera</i>	20-6247		7:00	12:00	1	5:00

SIGN IN / OUT CONTAINMENT LOG / *WESHAP*

DATE: 9.14.21

SUPERINTENDENT: _____

PROJECT: ABIA South campus abatement

JOB No.: 214175

SIGNATURE	PRINTED NAME	EMPLOYEE No #	EMPLOYER	TIME IN	TIME OUT	TIME IN	TIME OUT
	George Abandano	73.2732	AAR	7:00	12:00	1:00	5:00
	Daniel Diaz	70.1692	}	7:00	12:00	1:00	5:00
	n	3					
	Wilmer Lopez	45.4693		7:00	12:00	1:00	5:00
	José Garcia	17.6420		7:00	12:00	1:00	5:00
	Hildebrando Herrera	20.6247		7:00	12:00	1:00	5:00

SECTION 8

Building 8185

- **Daily Observations**
- **Daily Air Sampling Log**
- **Final Clearance Air Sampling Log**
- **Laboratory Report(s)**
- **Photographs**
- **Contractor Daily Observations**
- **Contractor Daily Sign-In Sheets**

FERCAM GROUP

DAILY LOG

ABIA SOUTH CAMPUS ABATEMENT 3600 PRESIDENTIAL BLVD

START DATE 09/08/2021

PROJECT NUMBER 2007061

- 06:45 Fercam rep, abatement crew and supervisor arrived the job site.
- 06:52 Abatement supervisor and the crew had safety meeting.
- 07:00 Fercam rep and supervisor inspect the containment. Crew will finish removal of floor tiles, mastic in building 8215 and moved to building 8185.
- 07:10 Fercam rep calibrated area air monitoring pumps at 2lpm for removal of floor tiles and mastic in building 8215.
- 07:30 Fercam rep starts paperwork for the day.
- 08:00 Abatement crew removing floor tiles and mastic in building 8215.
- 08:30 Fercam rep and abatement supervisor inspect building 8185 for assessment,
- 09:00 Abatement crew starts bag out in building 8215.
- 09:30 Fercam rep calibrated area air monitoring pumps at 14lpm for baseline in building 8185.
- 10:30 Abatement crew continued with removal of floor tiles and mastic.
- 11:02 Fercam rep collected area monitoring pumps for baseline in building 8185.
- 11:57 Abatement crew went to lunch break.
- 12:55 Abatement crew came back from lunch break.
- 13:10 Abatement crew resume removal of floor tiles and mastic in building 8215.
- 15:00 Abatement supervisor request for visual of containment. Fercam rep and supervisor entered for visual. Visual of containment in building 8215 is good
- 15:25 Abatement crew encapsulating containment in building 8215. Fercam rep collected all area air monitoring pumps. Fercam rep doing paperwork.
- 17:00 Abatement crew left the jobsite.

FERCAM GROUP

DAILY LOG

ABIA SOUTH CAMPUS ABATEMENT 3600 PRESIDENTIAL BLVD

START DATE 09/09/2021

PROJECT NUMBER 2007061

- 06:45 Fercam rep and abatement crew with the supervisor arrived at the job site.
- 06:55 Abatement supervisor and the crew conducted safety meeting.
- 07:00 Fercam rep and supervisor inspect the encapsulated containment. Crew will start prepping 8185 while Fercam rep runs clearance in building 8215.
- 07:20 Abatement crew starts prepping building 8185.
- 07:30 Fercam rep calibrated area air monitoring pumps at 14lpm for final clearance in building 8215.
- 08:00 Fercam rep starts paperwork for the day.
- 09:03 Fercam rep collected all area monitoring for final clearance in building 8215.
- 09:15 Fercam rep preparing final clearance cassettes for sample readings.
- 09:45 Fercam rep completes clearance sample readings. Sample reading is good.
- 10:00 Abatement crew tearing down containment in building 8215.
- 11:00 Abatement crew continued with prepping in building 8185.
- 11:55 Abatement crew went to lunch break.
- 12:50 Abatement crew came back from lunch break.
- 13:00 Abatement crew resumed prepping in building 8185.
- 13:15 Fercam rep calibrated area monitoring pumps for baseline in building 8180.
- 13:40 Abatement supervisor request for inspection of containment. Inspection of containment is good.
- 14:05 Abatement crew in PPE gear entered containment to begin removal of floor tiles and mastic in building 8185. Negative pressure at -0.032.

FERCAM GROUP

14:45 Fercam rep collected area monitoring pumps for baseline in building 8180.

15:00 Abatement crew removing floor tiles and mastic in building 8185.

15:30 Abatement supervisor request visual of containment.

15:40 Fercam rep and abatement supervisor entered containment for visual. Visual of containment is good, Fercam rep collected all monitoring pumps.

15:50 Abatement crew (2) removing caulking on windows.

16:00 Abatement crew encapsulating containment in building 8185.

16:30 Abatement crew showered and exit containment.

17:00 Abatement crew left the jobsite.

FERCAM GROUP

DAILY LOG

ABIA SOUTH CAMPUS ABATEMENT 3600 PRESIDENTIAL BLVD

START DATE 09/10/2021

PROJECT NUMBER 2007061

- 06:50 Fercam rep and abatement crew arrived at the job site.
- 06:55 Abatement supervisor did a safety meeting with the crew.
- 07:00 Fercam rep and supervisor inspect the encapsulated containment in building 8185. Crew will start prepping 8180 while Fercam rep will runs final clearance in building 8185.
- 07:15 Fercam rep calibrated area air monitoring pumps at 14lpm for final clearance in building 8185.
- 07:18 Abatement crew mobilize equipment to starts prepping building 8180.
- 07:35 Fercam rep starts paperwork for the day.
- 08:30 Abatement crew prepping in building 8180.
- 08:49 Fercam rep collected all area monitoring for final clearance in building 8185.
- 09:10 Fercam rep preparing final clearance cassettes for sample readings.
- 09:45 Fercam rep completes clearance sample readings. Sample reading is good.
- 10:00 Fercam rep notified abatement supervisor to tear down containment.
- 10:30 Abatement supervisor request for visual of containment in building 8180.
Visual of containment is good. Fercam rep collected all monitoring pumps.
- 10:45 Fercam rep calibrated area monitoring pumps at 2lpm for removal of floor tiles and mastic in building 8180.
- 11:50 Abatement crew went to lunch break.
- 12:50 Abatement crew came back from lunch break.
- 13:05 Abatement crew resumed removal of floor tiles and mastic in building 8180.
- 13:40 Abatement supervisor request visual of containment.

FERCAM GROUP

- 13:45 Fercam rep and abatement supervisor entered containment for visual. Visual of containment is good, Fercam rep collected all area air monitoring pumps.
- 13:50 Abatement crew encapsulating containment in building 8180.
- 14:30 Fercam rep calibrated area air monitoring pumps at 2lpm for final clearance in building 8180.
- 15:10 Abatement crew removing caulking and glazing on windows in building 8180.
- 16:00 Fercam rep collected all area air monitoring pumps for final clearance in building 8180.
- 16:15 Fercam rep prepping final clearance cassettes for sample readings.
- 16:45 Fercam rep completed readings of clearance cassettes. Clearance passed. Containment is ready for tear down.
- 16:50 Abatement crew completed removal of caulking and glazing in building 8180.
- 17:00 Abatement crew left the jobsite.

FERCAM GROUP

DAILY LOG

ABIA SOUTH CAMPUS ABATEMENT 3600 PRESIDENTIAL BLVD

START DATE 09/16/2021

PROJECT NUMBER 2007061

- 06:45 Fercam rep and abatement crew with supervisor arrived the job site.
- 06:50 Abatement supervisor and the crew had safety meeting.
- 07:05 Fercam rep and supervisor walk around building 8175. Crew will remove floor tiles and mastic using RFCI process. Crew will prep and supervisor is leasing a lift for removal in building 8175.
- 07:20 Fercam rep calibrated area air monitoring pumps at 2lpm for prepping utility room in building 8175.
- 07:40 Fercam rep calibrated area air monitoring pumps at 2lpm for prepping parts cleaning storage room in building 8175.
- 07:50 Fercam rep starts paperwork for the day.
- 08:00 Fercam rep calibrated area air monitoring pumps at 2lpm for removal of floor tiles and mastic using RFCI in utility room, building 8175.
- 08:25 Fercam rep calibrated area air monitoring pumps at 2lpm for removal of floor tiles and mastic using RFCI in parts storage room in building 8175.
- 09:00 Abatement supervisor request for visual of removed floor tiles in utility room.
- 09:10 Visual of removed floor tiles and mastic in utility room is good. Fercam rep collected all monitoring pumps. Crew encapsulate utility room.
- 09:20 Fercam rep calibrated area monitoring pumps at 14lpm for final clearance in utility room.
- 09:45 Abatement supervisor request for visual of removed floor tiles and mastic in parts storage room.

FERCAM GROUP

- 09:55 Visual of removed floor tiles and mastic in parts storage room is good. Fercam rep collected monitoring pumps. Crew encapsulate parts storage room.
- 10:30 Fercam rep calibrated area monitoring pumps at 14lpm for final clearance in parts storage room.
- 10:40 Fercam rep calibrated area air monitoring pumps at 2lpm for prepping south office room in building 8175.
- 10:53 Fercam rep collected area monitoring pumps for final clearance in utility room.
- 11:15 Fercam rep prepping utility room clearance cassettes for sample reading.
- 11:45 Fercam rep completes reading of utility room clearance cassettes. Clearance is good.
- 11:55 Abatement crew went to lunch break.
- 12:05 Fercam rep collected area monitoring pumps for final clearance in parts storage room.
- 12:50 Abatement crew came back from lunch.
- 13:10 Fercam rep calibrated area monitoring pumps at 2lpm for prepping mechanical room in building 8175.
- 13:23 Fercam rep calibrated area air monitoring pumps at 2lpm for removal of floor tiles and mastic using RFCI in south office, building 8175.
- 13:40 Fercam rep prepping parts storage final clearance cassettes for sample readings.
- 14:20 Fercam rep completed reading of parts storage room clearance cassettes. sample reading of clearance cassettes is good.
- 14:35 Abatement supervisor request for visual of removed floor tiles and mastic in south office room, building 8175.
- 14:45 Visual of removed floor tiles and mastic in south office is good. Fercam rep collected monitoring pumps. Crew encapsulate south office room.

FERCAM GROUP

15:15 Fercam rep calibrated area monitoring pumps at 14lpm for final clearance in south office room.

16:10 Abatement crew completed prepping mechanical room in building 8175.

16:48 Fercam rep collected south office final clearance area air monitoring pumps.

17:00 Abatement crew left the jobsite.

Table 1
DAILY AIR SAMPLING LOG – BY PCM ANALYSIS

PROJECT NAME:		South Campus Military Hangar Abatement Oversight		INSPECTION FIRM:		Fercam Group	
SITE ADDRESS:		3600 Presidential Austin, Texas 78719		ASBESTOS CONSULTANT(S):		Fernando Yepez	
AREA(S) ABATED:		15 Buildings, Interior and Exterior		DATE OF ABATEMENT:		August 16, 2021 – November 19, 2021	
Sample No.	Sample Type	Sample Location	Date	Air Volume (liters)	Quantification Limit (f/cc)	Fiber Concentration (f/cc)	
LS-0175	BLANK	Building 8185	9/8/2021	N/A	N/A	N/A	
LS-0176	BLANK	Building 8185	9/8/2021	N/A	N/A	N/A	
LS-0177	BASELINE - NORTH	Building 8185	9/8/2021	1,288	0.001	0.001	
LS-0178	BASELINE - SOUTH WEST	Building 8185	9/8/2021	1,274	0.001	0.001	
LS-0179	BASELINE - SOUTH	Building 8185	9/8/2021	1,274	0.001	1.001	
LS-0185	BLANK	Building 8185	9/9/2021	N/A	N/A	N/A	
LS-0186	BLANK	Building 8185	9/9/2021	N/A	N/A	N/A	
LS-0187	PREPPING - S	Building 8185	9/9/2021	430	0.002	0.001	
LS-0188	PREPPING - N	Building 8185	9/9/2021	430	0.002	0.001	
LS-0189	BLANK	Building 8185	9/9/2021	N/A	N/A	N/A	

LEGEND

A = Abatement

BL = Baseline

FC = Final Clearance

N/A = Not Applicable

f/cc = fibers per cubic centimeter

PCM = Phase Contrast Microscopy

PW = Preparation Work

Table 1
DAILY AIR SAMPLING LOG – BY PCM ANALYSIS

PROJECT NAME:		South Campus Military Hangar Abatement Oversight		INSPECTION FIRM:		Fercam Group	
SITE ADDRESS:		3600 Presidential Austin, Texas 78719		ASBESTOS CONSULTANT(S):		Fernando Yepez	
AREA(S) ABATED:		15 Buildings, Interior and Exterior		DATE OF ABATEMENT:		August 16, 2021 – November 19, 2021	
Sample No.	Sample Type	Sample Location	Date	Air Volume (liters)	Quantification Limit (f/cc)	Fiber Concentration (f/cc)	
LS-0190	BLANK	Building 8185	9/9/2021	N/A	N/A	N/A	
LS-0191	Sample_TypeINSIDE WORK AREA, Floor Tiles/ Mastic Removal	Building 8185	9/9/2021	700	0.007	0.003	
LS-0192	Sample_TypeOUTSIDE WORK AREA, Floor Tiles/ Mastic Removal	Building 8185	9/9/2021	710	0.002	0.002	
LS-0193	Sample_TypeDECON, Floor Tiles/ Mastic Removal	Building 8185	9/9/2021	710	0.005	1.002	
LS-0194	Sample_TypeNEGATIVE AIR MACHINE, Floor Tiles/ Mastic Removal	Building 8185	9/9/2021	700	0.007	0.002	
LS-0297	BLANK	Building 8185, Utility Room	9/15/2021	N/A	N/A	N/A	
LS-0298	BLANK	Building 8185, Utility Room	9/15/2021	N/A	N/A	N/A	
LS-0299	PREPPING - SOUTH WEST	Building 8185, Utility Room	9/15/2021	80	0.011	0.001	
LS-0300	PREPPING - NORTH EAST	Building 8185, Utility Room	9/15/2021	78	0.011	0.001	
LS-0301	BLANK	Building 8185, Parts Storage Room	9/15/2021	N/A	N/A	N/A	

LEGEND

A = Abatement

BL = Baseline

FC = Final Clearance

N/A = Not Applicable

f/cc = fibers per cubic centimeter

PCM = Phase Contrast Microscopy

PW = Preparation Work

Table 1
DAILY AIR SAMPLING LOG – BY PCM ANALYSIS

PROJECT NAME:		South Campus Military Hangar Abatement Oversight		INSPECTION FIRM:		Fercam Group	
SITE ADDRESS:		3600 Presidential Austin, Texas 78719		ASBESTOS CONSULTANT(S):		Fernando Yepez	
AREA(S) ABATED:		15 Buildings, Interior and Exterior		DATE OF ABATEMENT:		August 16, 2021 – November 19, 2021	
Sample No.	Sample Type	Sample Location	Date	Air Volume (liters)	Quantification Limit (f/cc)	Fiber Concentration (f/cc)	
LS-0302	BLANK	Building 8185, Parts Storage Room	9/15/2021	N/A	N/A	N/A	
LS-0303	PREPPING - SOUTH	Building 8185, Parts Storage Room	9/15/2021	90	0.014	0.001	
LS-0304	PREPPING - NORTH EAST	Building 8185, Parts Storage Room	9/15/2021	88	0.010	0.001	
LS-0305	BLANK	Building 8185, South Office Room	9/15/2021	N/A	N/A	N/A	
LS-0306	BLANK	Building 8185, South Office Room	9/15/2021	N/A	N/A	N/A	
LS-0307	PREPPING - SOUTH	Building 8185, South Office Room	9/15/2021	326	0.004	0.001	
LS-0308	PREPPING - NORTH EAST	Building 8185, South Office Room	9/15/2021	324	0.003	0.001	
LS-0309	BLANK	Building 8185, Mechanical Room	9/15/2021	N/A	N/A	N/A	
LS-0310	BLANK	Building 8185, Mechanical Room	9/15/2021	N/A	N/A	N/A	

LEGEND

A = Abatement

BL = Baseline

FC = Final Clearance

N/A = Not Applicable

f/cc = fibers per cubic centimeter

PCM = Phase Contrast Microscopy

PW = Preparation Work

Table 1
DAILY AIR SAMPLING LOG – BY PCM ANALYSIS

PROJECT NAME:		South Campus Military Hangar Abatement Oversight		INSPECTION FIRM:		Fercam Group	
SITE ADDRESS:		3600 Presidential Austin, Texas 78719		ASBESTOS CONSULTANT(S):		Fernando Yepez	
AREA(S) ABATED:		15 Buildings, Interior and Exterior		DATE OF ABATEMENT:		August 16, 2021 – November 19, 2021	
Sample No.	Sample Type	Sample Location	Date	Air Volume (liters)	Quantification Limit (f/cc)	Fiber Concentration (f/cc)	
LS-0311	PREPPING - NORTH	Building 8185, Mechanical Room	9/15/2021	(320)	-0.004	0.001	
LS-0312	PREPPING - SOUTH	Building 8185, Mechanical Room	9/15/2021	(322)	-0.003	0.001	

LEGEND

A = Abatement

BL = Baseline

FC = Final Clearance

N/A = Not Applicable

f/cc = fibers per cubic centimeter

PCM = Phase Contrast Microscopy

PW = Preparation Work

Table 2
FINAL CLEARANCE AIR SAMPLING LOG – BY PCM ANALYSIS

PROJECT NAME:		South Campus Military Hangar Abatement Oversight		INSPECTION FIRM:		Fercam Group	
SITE ADDRESS:		3600 Presidential Austin, Texas 78719		ASBESTOS CONSULTANT(S):		Fernando Yepez	
AREA(S) ABATED:		15 Buildings, Interior and Exterior		DATE OF ABATEMENT:		August 16, 2021 – November 19, 2021	
Sample No.	Sample Type	Sample Location	Date	Air Volume (liters)	Quantification Limit (f/cc)	Fiber Concentration (f/cc)	
LS-0205	BLANK	Building 8185	9/10/2021	N/A	N/A	N/A	
LS-0206	BLANK	Building 8185	9/10/2021	N/A	N/A	N/A	
LS-0207	FINAL CLEARANCE - 1 NORTH	Building 8185	9/10/2021	1,316	0.001	0.0031	
LS-0208	FINAL CLEARANCE - 2 WEST	Building 8185	9/10/2021	1,302	0.001	1.001	
LS-0209	FINAL CLEARANCE - 3 SOUTH	Building 8185	9/10/2021	1,288	0.001	1.001	

LEGEND

A = Abatement

BL = Baseline

FC = Final Clearance

N/A = Not Applicable

f/cc = fibers per cubic centimeter

PCM = Phase Contrast Microscopy

PW = Preparation Work

FERCAM GROUP

AIR MONITORING DATA FORM

Date: 8-Sep-2021
 Client: CITY OF AUSTIN
 Activity: AIR MONITORING
BASELINE
 LOCATION: BUILDING 8185

Project Name: ABIA SOUTH CAMPUS ABATEMENT
 Location: 3601 PRESIDENTIAL BLVD TRAVIS AUSTIN
 Project Manager: LADI SODIPE
 Project No.: 2007061

Sample Number	Description Activity/Location/Name/SS#	Flow Rate	Start Time	Stop Time	Blank Count	Total Time (MINS)	Volume (VOL)	# of Fibers	Fields	CV*	LOQ*	Fiber Density (f/mm)	Fiber Conc, (f/cc)	95% upper Con limit	Reported Fiber conc. (f/cc)
LS-0175	FIELD BLANK	-	-	-	-	-	-	-	100	-	-	-	-	-	-
LS-0176	FIELD BLANK	-	-	-	-	-	-	-	100	-	-	-	-	-	-
LS-0177	BASELINE - NORTH	14.0	9:30	11:02	-	92	1,288	1	100	0.450	0.004	1.27	0.000	0.001	0.001
LS-0178	BASELINE - SOUTH WEST	14.0	9:32	11:03	-	91	1,274	1	100	0.450	0.004	1.27	0.000	0.001	0.001
LS-0179	BASELINE - SOUTH	14.0	9:34	11:05	-	91	1,274	1	100	0.450	0.004	1.27	0.000	0.001	1.001

* CV = Coefficient Of Variation (See table)
 LOQ = 4.9044 / VOL

**BR = Barrier
 CR = Clean Room
 IWA = Inside Work Area
 PS = Personnel

BL = Base Line
 FC = Final Clearance
 NAM = Negative Air Machine
 QCB = Quality Control Blank

I hereby certify that the above samples have been analyzed by Phase Contrast Microscopy in accordance with the NIOSH 7400 method using the "A" Counting rules.

Contractor: AAR Incorporated
 Supervisor's Name: LUIS TREVINO
 No. of Workers: 6
 PPE Used: YES

Analyst: (Print Name) LADI SODIPE
 Signature: ladi sodipe

FERCAM GROUP

AIR MONITORING DATA FORM

Date: 9-Sep-2021
 Client: CITY OF AUSTIN
 Activity: AIR MONITORING
PREPPING
 LOCATION: BLDG. 8185

Project Name: ABIA SOUTH CAMPUS ABATEMENT
 Location: 3601 PRESIDENTIAL BLVD TRAVIS AUSTIN
 Project Manager: LADI SODIPE
 Project No.: 2007061

Sample Number	Description Activity/Location/Name/SS#	Flow Rate	Start Time	Stop Time	Blank Count	Total Time (MINS)	Volume (VOL)	# of Fibers	Fields	CV*	LOQ*	Fiber Density (f/mm)	Fiber Conc, (f/cc)	95% upper Con limit	Reported Fiber conc. (f/cc)
LS-0185	FIELD BLANK	-	-	-	-	-	-	-	100	-	-	-	-	-	-
LS-0186	FIELD BLANK	-	-	-	-	-	-	-	100	-	-	-	-	-	-
LS-0187	PREPPING - S	2.0	7:15	10:50	-	215	430	1	100	0.450	0.011	1.27	0.001	0.002	0.001
LS-0188	PREPPING - N	2.0	7:17	10:52	-	215	430	1	100	0.450	0.011	1.27	0.001	0.002	0.001

* CV = Coefficient Of Variation (See table)
 LOQ = 4.9044 / VOL

**BR = Barrier
 CR = Clean Room
 IWA = Inside Work Area
 PS = Personnel

BL = Base Line
 FC = Final Clearance
 NAM = Negative Air Machine
 QCB = Quality Control Blank

I hereby certify that the above samples have been analyzed by Phase Contrast Microscopy in accordance with the NIOSH 7400 method using the "A" Counting rules.

Contractor: AAR Incorporated
 Supervisor's Name: LUIS TREVINO
 No. of Workers: 6
 PPE Used: YES

Analyst: (Print Name) LADI SODIPE
 Signature: ladi sodipe

FERCAM GROUP

AIR MONITORING DATA FORM

Date: 9-Sep-2021
 Client: **CITY OF AUSTIN**
 Activity: **AIR MONITORING**
FLOOR TILES/MASTIC REMOVAL
LOCATION: BLDG. 8185

Project Name: **ABIA SOUTH CAMPUS ABATEMENT**
 Location: **3601 PRESIDENTIAL BLVD TRAVIS AUSTIN**
 Project Manager: **FERNANDO YEPEZ**
 Project No.: **2007061**

Sample Number	Description Activity/Location/Name/SS#	Flow Rate	Start Time	Stop Time	Blank Count	Total Time (MINS)	Volume (VOL)	# of Fibers	Fields	CV*	LOQ*	Fiber Density (f/mm)	Fiber Conc, (f/cc)	95% upper Con limit	Reported Fiber conc. (f/cc)
LS-0189	FIELD BLANK	-	-	-	-	-	-	-	100	-	-	-	-	-	-
LS-0190	FIELD BLANK	-	-	-	-	-	-	-	100	-	-	-	-	-	-
LS-0191	INSIDE WORK AREA	2.0	7:10	13:00	-	350	700	6	100	0.450	0.007	7.64	0.004	0.007	0.003
LS-0192	OUTSIDE WORK AREA	2.0	7:05	13:00	-	355	710	2	100	0.450	0.007	2.55	0.001	0.002	0.002
LS-0193	DECON	2.0	7:05	13:00	-	355	710	4	100	0.450	0.007	5.10	0.003	0.005	1.002
LS-0194	NEGATIVE AIR MACHINE	2.0	7:10	13:00	-	350	700	6	100	0.450	0.007	7.64	0.004	0.007	0.002

* CV = Coefficient Of Variation (See table)
 LOQ = 4.9044 / VOL

**BR = Barrier
 CR = Clean Room
 IWA = Inside Work Area
 PS = Personnel

BL = Base Line
 FC = Final Clearance
 NAM = Negative Air Machine
 QCB = Quality Control Blank

I hereby certify that the above samples have been analyzed by Phase Contrast Microscopy in accordance with the NIOSH 7400 method using the "A" Counting rules.

Contractor: AAR Incorporated
 Supervisor's Name: LUIS TREVINO
 No. of Workers: 8
 PPE Used: YES

Analyst: (Print Name) LADI SODIPE
 Signature: ladi sodipe

FERCAM GROUP

AIR MONITORING DATA FORM

Date: 10-Sep-2021
 Client: CITY OF AUSTIN
 Activity: AIR MONITORING
FINAL CLEARANCE
 LOCATION: BLDG. 8185

Project Name: ABIA SOUTH CAMPUS ABATEMENT
 Location: 3601 PRESIDENTIAL BLVD TRAVIS AUSTIN
 Project Manager: LADI SODIPE
 Project No.: 2007061

Sample Number	Description Activity/Location/Name/SS#	Flow Rate	Start Time	Stop Time	Blank Count	Total Time (MINS)	Volume (VOL)	# of Fibers	Fields	CV*	LOQ*	Fiber Density (f/mm)	Fiber Conc. (f/cc)	95% upper Con limit	Reported Fiber conc. (f/cc)
LS-0205	FIELD BLANK	-	-	-	-	-	-	-	100	-	-	-	-	-	-
LS-0206	FIELD BLANK	-	-	-	-	-	-	-	100	-	-	-	-	-	-
LS-0207	FINAL CLEARANCE - 1 NORTH	14.0	7:15	8:49	-	94	1,316	1	100	0.450	0.004	1.27	0.000	0.001	0.0031
LS-0208	FINAL CLEARANCE - 2 WEST	14.0	7:17	8:50	-	93	1,302	1	100	0.450	0.004	1.27	0.000	0.001	1.001
LS-0209	FINAL CLEARANCE - 3 SOUTH	14.0	7:19	8:51	-	92	1,288	1	100	0.450	0.004	1.27	0.000	0.001	1.001

* CV = Coefficient Of Variation (See table)
 LOQ = 4.9044 / VOL

**BR = Barrier
 CR = Clean Room
 IWA = Inside Work Area
 PS = Personnel

BL = Base Line
 FC = Final Clearance
 NAM = Negative Air Machine
 QCB = Quality Control Blank

I hereby certify that the above samples have been analyzed by Phase Contrast Microscopy in accordance with the NIOSH 7400 method using the "A" Counting rules.

Contractor: AAR Incorporated
 Supervisor's Name: LUIS TREVINO
 No. of Workers: 6
 PPE Used: YES

Analyst: (Print Name) LADI SODIPE
 Signature: ladi sodipe

FERCAM GROUP

AIR MONITORING DATA FORM

Date: 15-Sep-2021
 Client: **CITY OF AUSTIN**
 Activity: **AIR MONITORING**
PREPPING
 LOCATION: **BLDG. 8185**

Project Name: **ABIA SOUTH CAMPUS ABATEMENT**
 Location: **3601 PRESIDENTIAL BLVD TRAVIS AUSTIN**
 Project Manager: **LADI SODIPE**
 Project No.: **2007061**

Sample Number	Description Activity/Location/Name/SS#	Flow Rate	Start Time	Stop Time	Blank Count	Total Time (MINS)	Volume (VOL)	# of Fibers	Fields	CV*	LOQ*	Fiber Density (f/mm)	Fiber Conc. (f/cc)	95% upper Con limit	Reported Fiber conc. (f/cc)
	UTILITY RM														
LS-0297	FIELD BLANK	-	-	-	-	-	-	-	100	-	-	-	-	-	-
LS-0298	FIELD BLANK	-	-	-	-	-	-	-	100	-	-	-	-	-	-
LS-0299	PREPPING - SOUTH WEST	2.0	7:20	8:00	-	40	80	1	100	0.450	0.061	1.27	0.006	0.011	0.001
LS-0300	PREPPING - NORTH EAST	2.0	7:22	8:01	-	39	78	1	100	0.450	0.063	1.27	0.006	0.011	0.001
	PARTS STORAGE RM														
LS-0301	FIELD BLANK	-	-	-	-	-	-	-	100	-	-	-	-	-	-
LS-0302	FIELD BLANK	-	-	-	-	-	-	-	100	-	-	-	-	-	-
LS-0303	PREPPING - SOUTH	2.0	7:40	8:25	-	45	90	1.5	100	0.450	0.054	1.91	0.008	0.014	0.001
LS-0304	PREPPING - NORTH EAST	2.0	7:42	8:26	-	44	88	1	100	0.450	0.056	1.27	0.006	0.010	0.001
	SOUTH OFFICE RM														
LS-0305	FIELD BLANK	-	-	-	-	-	-	-	100	-	-	-	-	-	-
LS-0306	FIELD BLANK	-	-	-	-	-	-	-	100	-	-	-	-	-	-
LS-0307	PREPPING - SOUTH	2.0	10:40	13:23	-	163	326	1.5	100	0.450	0.015	1.91	0.002	0.004	0.001
LS-0308	PREPPING - NORTH EAST	2.0	10:42	13:24	-	162	324	1	100	0.450	0.015	1.27	0.002	0.003	0.001
	MECHANICAL RM														
LS-0309	FIELD BLANK	-	-	-	-	-	-	-	100	-	-	-	-	-	-
LS-0310	FIELD BLANK	-	-	-	-	-	-	-	100	-	-	-	-	-	-
LS-0311	PREPPING - NORTH	2.0	13:10	10:30	-	-160	-320	1.5	100	0.450	-0.015	1.91	-0.002	-0.004	0.001
LS-0312	PREPPING - SOUTH	2.0	13:12	10:31	-	-161	-322	1	100	0.450	-0.015	1.27	-0.002	-0.003	0.001

* CV = Coefficient Of Variation (See table)
 LOQ = 4.9044 / VOL

**BR = Barrier
 CR = Clean Room
 IWA = Inside Work Area
 PS = Personnel

BL = Base Line
 FC = Final Clearance
 NAM = Negative Air Machine
 QCB = Quality Control Blank

I hereby certify that the above samples have been analyzed by Phase Contrast Microscopy in accordance with the NIOSH 7400 method using the "A" Counting rules.

Contractor: **AAR Incorporated**
 Supervisor's Name: **LUIS TREVINO**
 No. of Workers: **6**
 PPE Used: **YES**

Analyst: (Print Name) **LADI SODIPE**

Signature: **ladi sodipe**

Job # 214175

Tx 78642

925 US 183 North ~ Liberty Hill,

Project Name: ABIA South Campus Abatement

6815

512) 778-6800 ~ Fax 512) 778-

Supervisor: Luis Trevino

Date: 4.8.21

% of Job Complete () _____

Weather: _____
Temp AM: _____ PM: _____
Safety Meeting: _____

Work Performed Today (Detail): 7:00 AAR supervisor & abatement crew arrive on site & sign in Containment log.
7:10 Crew is suited & enter area & continue removal of floor tile wet methods applied to control dust
9:00 Complete removal of all tile. crew double bags & pile on poly near bag out.
9:50 Begin to bag out ceiling bags & haul to containers.
10:15 Complete bag out. crew begins mastic removal
11:40 Reach stopping point & clean removed mastic.
12:00 Shower out & break for lunch
1:00 Return & crew suits up & continue mastic removal in building 2210.
3:15 Complete mastic removal, visual is then performed
4:00 crew unloads & shower out. Clearance will be next morning.
5:00 Depart worksite.

<u>WORK FORCE</u>	<u>NO.</u>
Preparation	_____
Removal	_____
Cleanup	_____
Other (Specific) _____	_____

SUBCONTRACTORS

<u>CHECKLIST</u>	<u>(✓)</u>
Poly barriers airtight	_____
Negative air pressure	_____
Decon operational	_____
Surfactant encap. pump	_____
Air Monitoring	_____
Double bagged & secure	_____
Mats, distrib. & secure	_____
Facility Secure	_____
Work area clean	_____
Daily inventory	_____
Vehicle Check	_____
Equipment Check	_____

<u>EMPLOYEE</u>	
Training	_____
Medical Exams	_____
Respiratory Test	_____

<u>FIELD DOC.</u>	
Field Report	_____
Payroll Report	_____
Waste Manifest	_____

<u>PPE</u>	
1/2 Mask	_____
PAPR	_____
Suits	_____
Boots	_____
Gloves	_____
Hard Hat	_____
Safety Glass	_____

Problems - Delays: _____

Extra Work: _____

Next Daily Goal: _____

Supervisor: [Signature]

DAILY LOG

AAR INCORPORATED

Job # 214175
TX 78642

925 US 183 North ~ Liberty Hill,

Project Name: ABIA South Campus Abatement
6815

(512) 778-6800 ~ Fax (512) 778-

Supervisor: Luis Trevino

Date: 9-9-21

% of Job Complete () _____

Weather: _____
Temp AM: _____ PM: _____
Safety Meeting: _____

Work Performed Today (Detail): 7:00. AAR Supervisor & abatement crew arrive on site & sign in.

7:15. Crew begins to haul poly-tape, & glue to next bldg 3185 & pre clean room/electrical & prep splash guard

7:50. pumps are set for clearance for building 3210

9:40. Complete prep of criticals & splashguard for bldg 3185. ~~6AM~~

10:15. Clearance passes & crew tears down containment 3210 & haul tools need for bldg 3185. (shower & 2 neg circ.)

12:00. Break for lunch.

1:00. Return & begin to install shower & 2 neg circs.

1:40. Containment is ready for abatement. - pressure out - 28.

2:00. Crew is suited & begin to scrape tile & bag. Wet methods applied.

2:20. Complete removal of tile & begin bag out.

2:40. Begin mastic removal

4:00. Complete removal of black mastic. Viscal is then performed.

4:15. Crew encaps then shower out. Crew then prep's poly under vents outside, surf-up, wet down, hermetic, & remove caulk.

4:50. Complete removal of caulk.

5:00. Depart worksite.

Problems - Delays: _____

Extra Work: _____

Next Daily Goal: _____

Supervisor Luis Trevino

WORK FORCE

	No.
Preparation	_____
Removal	_____
Cleanup	_____
Other (Specific)	_____

SUBCONTRACTORS

CHECKLIST

Poly barriers airtight	_____
Negative air pressure	_____
Decon operational	_____
Surfactant encap. pump	_____
Air Monitoring	_____
Double bagged & secure	_____
Mats. distrib. & secure	_____
Facility Secure	_____
Work area clean	_____
Daily inventory	_____
Vehicle Check	_____
Equipment Check	_____

EMPLOYEE

Training	_____
Medical Exams	_____
Respiratory Test	_____

FIELD DOC.

Field Report	_____
Payroll Report	_____
Waste Manifest	_____

PPE

1/2 Mask	_____
PAPR	_____
Suits	_____
Boots	_____
Gloves	_____
Hard Hat	_____
Safety Glass	_____

DAILY LOG

AAR INCORPORATED

Job # 214175
Tx 78642

925 US 183 North ~ Liberty Hill,

Project Name: ABIA South ^{campus} abatement
6815

512) 778-6800 ~ Fax 512) 778-

Supervisor: Luis. I

Date: 9-10-21

% of Job Complete () _____

Weather: _____
Temp AM: _____ PM: _____
Safety Meeting: _____

Work Performed Today (Detail): 7:00. AAR supervisor & abatement crew arrive on site & sign in.
7:15. crew begins to prep splash guard in room 16 machine shop for building 8180 to then perform RFEI.
7:40 pumps are set for 8185 building
9:00. rooms are prepped & ready for RFEI. crew begins removal.
10:10. Containment in building 8185 passes. few tech down while others bag RFEI'ed 1st & begin mastic removal.
11:47. complete 1st removal in 8180. crew hauls bags to container.
12:00. Break for lunch
1:00. Return & begin to prep under windows in building 8180 to then remove caulking
2:00. begin removal of caulk from windows.
3:30. complete removal of caulk from windows. crew hauls any waste to container & gather tools.
4:00. Depart worksite.

<u>WORK FORCE</u>	<u>No.</u>
Preparation	_____
Removal	_____
Cleanup	_____
Other (Specific) _____	_____

SUBCONTRACTORS

<u>CHECKLIST</u>	<u>(✓)</u>
Poly barriers airtight	_____
Negative air pressure	_____
Decon operational	_____
Surfactant encap. pump	_____
Air Monitoring	_____
Double bagged & secure	_____
Mats. distrib. & secure	_____
Facility Secure	_____
Work area clean	_____
Daily inventory	_____
Vehicle Check	_____
Equipment Check	_____

<u>EMPLOYEE</u>	
Training	_____
Medical Exams	_____
Respiratory Test	_____

<u>FIELD DOC.</u>	
Field Report	_____
Payroll Report	_____
Waste Manifest	_____

<u>PPE</u>	
1/2 Mask	_____
PAPR	_____
Suits	_____
Boots	_____
Gloves	_____
Hard Hat	_____
Safety Glass	_____

Problems -Delays: _____

Extra Work: _____

Next Daily Goal: _____

Supervisor:

DAILY LOG

Job # 214175
 TX 78642

AAR INCORPORATED
 APPENDIX G
 925 US 183 North ~ Liberty Hill,

Project Name: ABIA South campus abatement

6815

512) 778-6800 ~ Fax 512) 778-

Supervisor: Luis Trevino

Date: 9.15.21

% of Job Complete () _____

Weather: _____
 Temp AM: _____ PM: _____
 Safety Meeting: _____

Work Performed Today (Detail): 7:00 AAR Supervisor & abatement crew
arrive on site & sign in.
7:10 crew begin to clean out rooms s. office, supply room, & parts
cleaning room. prep splash guard for bldg 8175
8:00 complete prep. crew begins to RFI using heat gun & removing tile
whole.
10:00 complete RFI of all rooms & removal of material located only in
utility room. All waste is hauled to container.
12:00 Break for lunch
1:00 Return & crew prep glove bag in mechanical room for bldg 8175
4:00 complete prep of glovebag in mechanical room. crew begins to
state tests.
5:00 Depart worksite.

<u>WORK FORCE</u>	<u>NO.</u>
Preparation	_____
Removal	_____
Cleanup	_____
Other (Specific) _____	_____

SUBCONTRACTORS

<u>CHECKLIST</u>	<u>(✓)</u>
Poly barriers airtight	_____
Negative air pressure	_____
Decon operational	_____
Surfactant encap. pump	_____
Air Monitoring	_____
Double bagged & secure	_____
Mats. distrib. & secure	_____
Facility Secure	_____
Work area clean	_____
Daily inventory	_____
Vehicle Check	_____
Equipment Check	_____

Problems - Delays: _____

<u>EMPLOYEE</u>	
Training	_____
Medical Exams	_____
Respiratory Test	_____

Extra Work: _____

<u>FIELD DOC.</u>	
Field Report	_____
Payroll Report	_____
Waste Manifest	_____

Next Daily Goal: _____

<u>PPE</u>	
1/2 Mask	_____
PAPR	_____
Suits	_____
Boots	_____
Gloves	_____
Hard Hat	_____
Safety Glass	_____

Supervisor: 

SIGN IN / OUT CONTAINMENT LOG

DATE: 9.8.21

SUPERINTENDENT: _____

PROJECT: ABIA South Campus abatement

JOB No.: 214175

SIGNATURE	PRINTED NAME	EMPLOYEE No #	EMPLOYER	TIME IN	TIME OUT	TIME IN	TIME OUT
	George Arandano	73-2732	AAR	7:00	12:00	1	3
	Daniel Diaz	70-1692	}	7:00	12:00	1	3
	Wilmer Lopez	45-4643		7:00	12:00	1	3
	Joe Villanueva	18-9577		8:00	12:00	1	3
	Jose Garcia	17-6420		7:00	12:00	1	3
	Christopher Chavez	469729		8:40	12:00	1	3
	Hildebrando Herrera	20-6247		7:00	12:00	1	3

SIGN IN / OUT CONTAINMENT LOG

DATE: 9.9.21

SUPERINTENDENT: _____

PROJECT: ABIA South campus abatement

JOB No.: 214175

SIGNATURE	PRINTED NAME	EMPLOYEE No#	EMPLOYER	TIME IN	TIME OUT	TIME IN	TIME OUT
	George Abandano	73.2732	AAR				
	Daniel Dietz	70.1692	}	2:00	4:15		
		45.4693					
	Wilmer Lopez	45.4693		2:00	4:15		
	Joe Villanueva	18.4577		2:00	4:15		
	Jose Garcia	17.6420		2:00	4:15		
	Christopher Chavez	46.9729		2:00	4:15		
	Hildebrando Herrera	20.6247		2:00	4:15		

SIGN IN / OUT CONTAINMENT LOG / RECT

DATE: 9-10-21

SUPERINTENDENT: _____

PROJECT: ABTA South Campus abatement

JOB No.: 214175

SIGNATURE	PRINTED NAME	EMPLOYEE NO #	EMPLOYER	TIME IN	TIME OUT	TIME IN	TIME OUT	
	George Abrendano	73-2732	AAR	7:15	11:47	1	4:00	
	Daniel Dietz	70-1692	}	7:15	11:47	1	4:00	
	Wilmer Lopez	45-4693		7:15	11:48	1	4:00	
	Joe Villanueva	18-4577		9:00	11:52	1	4:00	
	José Garcia	17-6420		7:00	11:47	1	4:00	
	Christoph Chavez	469729		9:00	11:47	1	4:00	
	Hildebrando Herrera	20-6247		7:00	11:50	1	4:00	

SIGN IN / OUT CONTAINMENT LOG / RFOI
Prop

DATE: 9.15.21

SUPERINTENDENT: _____

PROJECT: ABIA South campus abatement

JOB No.: 214175

SIGNATURE	PRINTED NAME	EMPLOYEE No #	EMPLOYER	TIME IN	TIME OUT	TIME IN	TIME OUT
	George Amador	73.2738	AAR	7:00	12:00	1:00	5:00
	Daniel Diaz	70.1692	}	7:00	12:00	1:00	5:00
	Wilmer Lopez	45.4693		7:00	12:00	1:00	5:00
	Jose Garcia	17.6420		7:00	12:00	1:00	5:00
	Hildebrando Herrera	20.6247		7:00	12:00	1:00	5:00

SECTION 9

Building 8195

- **Daily Observations**
- **Daily Air Sampling Log**
- **Final Clearance Air Sampling Log**
- **Laboratory Report(s)**
- **Photographs**
- **Contractor Daily Observations**
- **Contractor Daily Sign-In Sheets**

FERCAM GROUP

DAILY LOG

ABIA SOUTH CAMPUS ABATEMENT 3600 PRESIDENTIAL BLVD

START DATE 09/21/2021

PROJECT NUMBER 2007061

- 06:45 Fercam rep, abatement supervisor and crew arrived job site.
- 06:50 Abatement supervisor and the crew had a safety meeting.
- 06:55 Fercam rep discussed with supervisor crew with a beard. He either shave, go home or handle task that do not require using respirator. Supervisor agreed.
- 07:00 Fercam rep and supervisor walked around the work area in building 8195. Crew will prep work area for removal.
- 07:10 Abatement crew moving equipment out of building 8175 close to 8195.
- 07:15 Fercam rep calibrated area air monitoring pumps at 15lpm for baseline in building 8195.
- 07:30 Fercam rep doing paperwork.
- 08:45 Fercam rep collected all monitoring pumps for baseline in building 8195.
- 09:00 Abatement crew continue to move equipment to building 8195.
- 09:25 Fercam rep calibrated area air monitoring pumps at 2lpm for prepping in building 8195. Crew starts cleaning, pulling carpets and prepping work area.
- 10:30 Abatement crew pulling carpets and prepping work area in building 8195.
- 11:55 Abatement crew went to lunch break.
- 12:50 Abatement crew came back from lunch break.
- 13:00 Abatement crew resumed prepping work area in building 8195.
- 15:00 Abatement crew continued prepping work area in building 8195.
- 16:45 Abatement crew stopped prepping work area in building 8195.
- 17:00 Abatement crew left the jobsite.

FERCAM GROUP

DAILY LOG

ABIA SOUTH CAMPUS ABATEMENT 3600 PRESIDENTIAL BLVD

START DATE 09/22/2021

PROJECT NUMBER 2007061

- 06:40 Fercam rep, abatement supervisor and crew arrived job site.
- 06:45 Abatement supervisor conducted a safety meeting with the crew.
- 07:55 Fercam rep and supervisor walked around the work area in building 8195.
Crew will continue prepping the work area for abatement.
- 07:05 Fercam rep calibrated area air monitoring pumps at 2lpm for prepping in building 8195.
- 07:15 Fercam rep doing paperwork.
- 09:00 Abatement crew prepping work area in building 8195.
- 10:00 Abatement crew continued with prepping of work area in building 8195.
- 12:00 Abatement crew went to lunch break.
- 12:55 Abatement crew came back from lunch break.
- 13:05 Abatement crew resumed prepping the work area in building 8195.
- 15:00 Abatement crew prepping work area in building 8195.
- 16:00 TDSHS rep, Brett Harris arrived for inspection. Inspection was good.
- 16:50 Abatement crew stopped prepping work area in building 8195. Fercam rep collected all area air monitoring pumps.
- 17:00 Abatement crew left the jobsite.

FERCAM GROUP

DAILY LOG

ABIA SOUTH CAMPUS ABATEMENT 3600 PRESIDENTIAL BLVD

START DATE 09/23/2021

PROJECT NUMBER 2007061

- 06:40 Fercam rep and abatement supervisor with crew arrived at the job site.
- 06:45 Abatement supervisor together with the crew had a safety meeting.
- 07:00 Fercam rep and supervisor walked through the containment in building 8195. Crew will start removal of floor tiles and mastic.
- 07:10 Containment is good for crew will start abatement of floor tiles and mastic.
- 07:15 Fercam rep calibrated area air monitoring pumps at 2lpm for removal of floor tiles and mastic in building 8195.
- 07:20 Abatement crew in PPE gear entered containment for removal of floor tiles and mastic.
- 07:45 Fercam rep start paperwork of the day.
- 09:00 Abatement crew removing floor tiles and mastic in building 8195.
- 10:00 Fercam rep observed crew removing floor tiles and mastic in building 8195.
- 11:55 Abatement crew went to lunch break.
- 12:50 Abatement crew came back from lunch break.
- 13:05 Abatement crew entered containment to resume removal of floor tiles and mastic.
- 14:30 Abatement crew removing floor tiles, mastic, and cleaning in building 8195.
- 15:30 Abatement crew continued removing, cleaning, and bagging of floor tiles and mastic in building 8195.
- 16:45 Abatement crew showered and exit the containment.
- 17:00 Abatement crew left the jobsite.

FERCAM GROUP

DAILY LOG

ABIA SOUTH CAMPUS ABATEMENT 3600 PRESIDENTIAL BLVD

START DATE 09/24/2021

PROJECT NUMBER 2007061

- 06:45 Fercam rep and abatement supervisor with crew arrived at the job site.
- 06:50 Abatement supervisor and the crew had a safety meeting.
- 07:00 Fercam rep and supervisor walked through the containment in building 8195. Crew will bag out and continue with removal of floor tiles and mastic.
- 07:20 Fercam rep calibrated area air monitoring pumps at 2lpm for removal of floor tiles and mastic in building 8195.
- 07:45 Abatement crew doing bag out.
- 08:00 Fercam rep start paperwork of the day.
- 09:00 Abatement crew completed bagging out and removing floor tiles and mastic total bags taken out is 345 bags.
- 10:00 Abatement crew removing floor tiles, mastic and cleaning in building 8195.
- 11:55 Abatement crew went to lunch break.
- 12:50 Abatement crew came back from lunch break.
- 13:00 Abatement crew resumed removal of floor tiles and mastic in building 8195.
- 13:30 Fercam rep doing paperwork.
- 14:00 Abatement crew removing floor tiles, mastic and cleaning.
- 15:00 Abatement crew busy with removal of floor tiles and mastic and cleaning and bagging in building 8195.
- 16:00 Abatement crew removing black mastic and cleaning in building 8195.
- 16:45 Abatement crew showered and exit containment.
- 17:00 Abatement crew left the jobsite.

FERCAM GROUP

DAILY LOG

ABIA SOUTH CAMPUS ABATEMENT 3600 PRESIDENTIAL BLVD

START DATE 09/27/2021

PROJECT NUMBER 2007061

- 06:40 Fercam rep and abatement supervisor and the crew arrived at the job site.
- 06:45 Abatement supervisor had a safety meeting with the crew.
- 06:50 Fercam rep and abatement supervisor walked through the containment in building 8195. Crew will continue with removal of floor tiles and mastic.
- 07:00 Fercam rep calibrated area air monitoring pumps at 2lpm for removal of floor tiles and mastic in building 8195.
- 07:50 Fercam rep start paperwork of the day.
- 09:00 Abatement crew removing floor tiles, mastic and cleaning in building 8195.
- 10:00 Abatement crew continued with the removal of black mastic and cleaning.
- 11:55 Abatement crew went to lunch break.
- 12:55 Abatement crew came back from lunch break.
- 13:05 Abatement crew removing duct insulation in building 8195.
- 14:35 Abatement crew bagging out removed insulation and black mastic.
- 15:15 Abatement crew completed bag out.
- 15:30 Abatement supervisor request for visual of containment.
- 16:00 Fercam rep did visual and request for more detail cleaning of containment.
- 16:20 Fercam rep collected all area air monitoring pumps. Abatement crew encapsulating containment. Fercam rep will run final clearance next day.
- 17:00 Abatement crew showered and exit containment.
- 17:10 Abatement crew left the jobsite.

FERCAM GROUP

DAILY LOG

ABIA SOUTH CAMPUS ABATEMENT 3600 PRESIDENTIAL BLVD

START DATE 09/28/2021

PROJECT NUMBER 2007061

- 06:40 Fercam rep, abatement supervisor and crew arrived at the job site.
- 06:45 Abatement supervisor did a safety meeting with the crew.
- 07:00 Fercam rep and abatement supervisor walked through the containment in building 8195. Rep will run clearance and crew will prep for second phase.
- 07:35 Fercam rep calibrated area air monitoring pumps at 14lpm for final clearance in building 8195.
- 08:10 Fercam rep calibrated area air monitoring pumps at 2lpm for prepping of second phase containment in building 8195.
- 08:15 Abatement crew prepping second phase of building 8195
- 08:45 Fercam rep start paperwork of the day.
- 09:08 Fercam rep collected all monitoring pumps for final clearance.
- 09:20 Fercam rep prepping final clearance cassettes for sample readings.
- 10:00 Fercam rep completed sample readings. Sample readings are good. Clearance passed and supervisor is advised to tear down containment.
- 12:00 Abatement crew went to lunch break.
- 12:55 Abatement crew came back from lunch break.
- 13:00 Abatement crew resumed prepping second phase of building 8195.
- 14:00 Abatement crew prepping second phase of building 8195.
- 15:30 Abatement crew continued with prepping second phase in building 8195.
- 16:45 Abatement crew stopped prepping. Fercam rep collected monitoring pumps.
- 17:00 Abatement crew left the jobsite.

FERCAM GROUP

DAILY LOG

ABIA SOUTH CAMPUS ABATEMENT 3600 PRESIDENTIAL BLVD

START DATE 09/29/2021

PROJECT NUMBER 2007061

- 06:45 Fercam rep, abatement supervisor and the crew arrived at the job site.
- 06:50 Abatement supervisor and the crew had a safety meeting.
- 07:00 Fercam rep and abatement supervisor walked through the second phase containment in building 8195. Crew will finish prepping and afterwards start removal of floor tiles, mastic and duct insulation.
- 07:15 Fercam rep calibrated area air monitoring pumps at 2lpm for prepping.
- 07:35 Fercam rep start paperwork of the day.
- 09:30 Abatement supervisor request for visual of containment. Visual is good
- 10:00 Fercam rep calibrated area air monitoring pumps at 2lpm for removal of floor tiles and mastic, second phase in building 8195.
- 11:00 Abatement crew removing floor tiles and mastic in building 8196.
- 12:00 Abatement crew went to lunch break.
- 12:55 Abatement crew came back from lunch break.
- 13:05 Abatement crew in PPE gear entered containment to resume removal of floor tiles and mastic, second phase in building 8195.
- 14:50 Abatement crew starts bagging out.
- 15:40 Abatement crew completed bagging out for a total of 320 bags.
- 16:00 Abatement crew continued with removal of floor tiles and mastic, second phase in building 8195.
- 16:50 Abatement crew showered and exit containment. Fercam rep collected all area air monitoring pumps.
- 17:10 Abatement crew left the jobsite.

FERCAM GROUP

DAILY LOG

ABIA SOUTH CAMPUS ABATEMENT 3600 PRESIDENTIAL BLVD

START DATE 09/30/2021

PROJECT NUMBER 2007061

- 06:45 Fercam rep, abatement supervisor and crew arrived job site.
- 06:50 Abatement supervisor and the crew had a safety meeting.
- 07:00 Fercam rep and abatement supervisor did a walk through the second phase containment in building 8195. Crew continue with removal of floor tiles, mastic and duct insulation.
- 07:10 Fercam rep calibrated area air monitoring pumps at 2lpm for prepping.
- 07:45 Fercam rep start paperwork of the day.
- 09:00 Abatement crew removing floor tiles, mastic and cleaning in building 8195.
- 10:30 Abatement crew continue to remove floor tiles, mastic and cleaning.
- 11:55 Abatement crew are on lunch break.
- 12:50 Abatement crew came back from lunch break.
- 13:00 Abatement crew resumed removal of mastic, duct insulation and cleaning.
- 14:00 Abatement crew removing mastic, duct insulation and cleaning.
- 15:00 Abatement crew continued with removal of mastic and duct insulation and cleaning, second phase in building 8195.
- 16:00 Fercam rep observed crew removing mastic, duct insulation and cleaning.
- 16:45 Abatement crew showered and exit containment. Fercam rep collected all area air monitoring pumps.
- 17:00 Abatement crew left the jobsite.

FERCAM GROUP

DAILY LOG

ABIA SOUTH CAMPUS ABATEMENT 3600 PRESIDENTIAL BLVD

START DATE 10/01/2021

PROJECT NUMBER 2007061

- 06:50 Fercam rep, abatement supervisor and crew arrived job site.
- 06:55 Abatement supervisor and the crew had a safety meeting.
- 07:00 Fercam rep and abatement supervisor did a walk through and a visual of the second phase containment in building 8195. Rep will run clearance and crew will start prepping of the third phase in building 8195.
- 07:20 Fercam completes visual. Visual is good. Crew will encapsulate containment
- 07:30 Fercam rep start paperwork of the day.
- 08:00 Fercam rep calibrated area monitoring pumps at 14lpm for final clearance.
- 08:30 Abatement crew cleaning area for third phase containment in building 8195.
- 09:00 Fercam rep calibrated area monitoring pumps at 2lpm for prepping, third phase of building 8195.
- 09:35 Fercam rep collected all area monitoring pumps for final clearance.
- 09:50 Fercam rep prepping final clearance cassettes for sample readings.
- 10:40 Fercam rep completed reading of final clearance. Readings are good. Clearance passed. Supervisor advised to tear down containment.
- 11:55 Abatement crew went to lunch break.
- 12:50 Abatement crew came back from lunch break.
- 13:00 Abatement crew resumed prepping of third phase in building 8195.
- 14:30 Abatement crew continued prepping third phase of building 8195.
- 16:40 Abatement crew stopped prepping. Rep collected monitoring pumps.
- 17:00 Abatement crew left jobsite.

FERCAM GROUP

DAILY LOG

ABIA SOUTH CAMPUS ABATEMENT 3600 PRESIDENTIAL BLVD

START DATE 10/04/2021

PROJECT NUMBER 2007061

- 06:45 Fercam rep, abatement supervisor and crew arrived job site.
- 06:50 Abatement supervisor and the crew had a safety meeting.
- 07:00 Fercam rep and abatement supervisor did a walk through of the work area.
Crew will continue prepping of the third phase in building 8195.
- 07:10 Fercam rep calibrated area air monitoring pumps at 2lpm for prepping.
- 07:20 Fercam rep start paperwork of the day.
- 10:00 Abatement crew prepping, third phase of building 8195.
- 11:55 Abatement crew went to lunch break.
- 12:50 Abatement crew came back from lunch break.
- 13:00 Abatement supervisor request for inspection of containment. Inspection is good. Rep collected all area monitoring pumps
- 13:15 Fercam rep calibrated area monitoring pumps at 2lpm for removal of floor tiles and duct insulation, third phase of building 8195.
- 14:30 Abatement crew continued with removal of floor tiles and mastic and cleaning in building 8195.
- 15:00 Abatement crew bagging out.
- 15:45 Abatement crew completed bagging out for a total of 203 bags.
- 16:00 Abatement crew removing black mastic and cleaning in building 8195.
- 16:47 Abatement crew showered and exit containment. Rep collected all area air monitoring pumps.
- 17:00 Abatement crew left the jobsite.

FERCAM GROUP

DAILY LOG

ABIA SOUTH CAMPUS ABATEMENT 3600 PRESIDENTIAL BLVD

START DATE 10/05/2021

PROJECT NUMBER 2007061

- 06:40 Fercam rep, the supervisor and the crew arrived at the job site.
- 06:45 Abatement supervisor and the crew had a safety meeting.
- 07:50 Fercam rep and abatement supervisor had a walkthrough of the containment. Abatement crew will continue with removal of floor tiles, mastic, duct insulation and sheetrock, of the third phase in building 8195.
- 07:05 Fercam rep calibrated area air monitoring pumps at 2lpm for removal.
- 07:30 Fercam rep start paperwork of the day.
- 09:00 Abatement crew removing black mastic and cleaning.
- 10:30 Abatement crew continued removing black mastic, duct insulation and cleaning, third phase of building 8195.
- 11:05 Abatement crew bag out.
- 11:15 Abatement crew completed bag out for a total of 20 bags.
- 11:30 Abatement supervisor request for visual of containment. Rep notice some mastic residual and request for more scrubbing and detail cleaning.
- 12:00 Abatement crew went to lunch break.
- 12:55 Abatement crew came back from lunch break.
- 13:10 Abatement crew detail cleaning the containment.
- 13:30 Fercam rep did a second visual of containment. Visual is good. Rep collected all area air monitoring pumps. Crew encapsulating containment.
- 14:00 Fercam rep calibrated area up and down wind monitoring pumps at 2lpm for removal of window caulking, third phase of building 8195.

FERCAM GROUP

- 14:15 Fercam rep calibrated area air monitoring pumps at 14lpm for final clearance.
- 14:48 Abatement crew completed removal of window caulking. Fercam rep collected up and down wind pumps.
- 15:50 Fercam rep collected all area air monitoring pumps for final clearance.
- 16:00 Fercam rep prepping clearance cassettes for sample readings.
- 16:25 Fercam rep completed sample readings of clearance cassettes. Sample readings are good. Containment passed clearance.
- 17:00 Abatement crew left the jobsite.

FERCAM GROUP

DAILY LOG

ABIA SOUTH CAMPUS ABATEMENT 3600 PRESIDENTIAL BLVD

START DATE 10/06/2021

PROJECT NUMBER 2007061

- 06:40 Fercam rep, the supervisor and crew arrived at the job site.
- 06:45 Abatement supervisor conducted safety meeting with the crew.
- 06:55 Fercam rep and abatement supervisor discussed the day schedule. Abatement crew will continue with removal of dry walls and black roofing tar, the third phase in building 8195.
- 07:10 Abatement crew tearing down the containment.
- 07:15 Fercam rep start paperwork of the day.
- 09:00 Abatement crew continue to tear down containment.
- 10:00 Fercam rep calibrated area air monitoring pumps at 2lpm for removal of drywall in mechanical room, third phase building 8195.
- 11:55 Abatement crew went to lunch break.
- 12:50 Abatement crew came back from lunch break.
- 13:00 Abatement crew resumed removal of drywall in mechanical room building 8195.
- 13:30 Abatement crew bagging out from mechanical room in building 8195.
- 13:42 Abatement crew completed bagging out for a total of 23 bags.
- 14:05 Abatement crew completed removal of drywall, third phase, mechanical room building 8195. Rep collected all area monitoring pumps.
- 14:20 Fercam rep calibrated area monitoring pumps at 14lpm for final clearance.
- 14:50 Fercam rep calibrated up and down wind pumps at 2lpm for removal of black roofing tar in building 8195.
- 14:55 Abatement crew prepping and removing black roofing tar in building 8195.

FERCAM GROUP

15:40 Abatement crew completed removal of black roofing tar in building 8195.

15:54 Fercam rep collected all area air monitoring pumps for final clearance.

16:10 Fercam rep prepping final clearance cassettes for sample readings.

16:40 Fercam rep completed sample readings for final clearance cassettes. Sample readings are good. Clearance passed.

17:00 Abatement crew left the jobsite.

FERCAM GROUP

DAILY LOG

ABIA SOUTH CAMPUS ABATEMENT 3600 PRESIDENTIAL BLVD

START DATE 10/07/2021

PROJECT NUMBER 2007061

- 06:45 Fercam rep, the supervisor and crew arrived at the job site.
- 06:50 Abatement supervisor conducted safety meeting with the crew.
- 07:00 Fercam rep and abatement supervisor went to inspect building 8190. Crew will prep and remove windows glazing, doors caulking and roof flashing.
- 08:30 Fercam rep calibrated area up and down wind monitoring pumps at 2lpm for removal of windows glazing and door caulking in building 8190.
- 08:40 Abatement crew in PPE start removal of window glazing and door caulking.
- 10:00 Abatement crew removing windows glazing and door caulking in building 8190.
- 11:55 Abatement crew went to lunch break. Rep collected area monitoring pumps.
- 12:50 Abatement crew came back from lunch break.
- 12:55 Fercam rep calibrated area up and down wind pumps at 2lpm for removal of windows glazing and doors caulking in building 8190.
- 13:00 Abatement crew resumed removal of windows glazing and floor caulking in building 8190.
- 14:00 Abatement crew removing windows glazing and doors caulking in building 8190.
- 15:00 Abatement crew continued with removal of windows glazing and doors caulking in building 8190.
- 16:45 Abatement crew stopped removal of windows glazing and doors caulking, decon at decontamination station. Rep collected all area monitoring pumps.
- 17:00 Abatement crew left the jobsite.

FERCAM GROUP

DAILY LOG

ABIA SOUTH CAMPUS ABATEMENT 3600 PRESIDENTIAL BLVD

START DATE 10/08/2021

PROJECT NUMBER 2007061

- 06:50 Fercam rep, the supervisor and crew arrived at the job site.
- 06:55 Abatement supervisor conducted safety meeting with the crew.
- 07:00 Fercam rep and abatement supervisor went over the work schedule in building 8190. Crew will continue removal of windows glazing, doors caulking and roof flashing.
- 07:30 Fercam rep calibrated area up and down wind monitoring pumps at 2lpm for removal of roof flashing in building 8190.
- 07:40 Abatement crew start removal of roof flashing in building 8190.
- 08:00 Fercam rep start paperwork of the day.
- 08:30 Abatement crew removing roof flashing in building 8190.
- 11:30 Abatement crew completed removal of roof flashing in building 8190. Rep collected all area monitoring pumps.
- 11:55 Abatement crew went to lunch break.
- 12:50 Abatement crew came back from lunch break.
- 13:05 Fercam rep calibrated area monitoring pumps at 2lpm for removal of windows glazing and door caulking in building 8190.
- 14:30 Abatement crew removing window glazing and door caulking in building 8190.
- 15:30 Abatement crew continued with removal of window glazing and door caulking in building 8190.
- 16:30 Abatement crew completed removal of window glazing and door caulking in building 8190. Rep collected all area monitoring pumps.
- 17:00 Abatement crew left the jobsite.

Table 1
DAILY AIR SAMPLING LOG – BY PCM ANALYSIS

PROJECT NAME:		South Campus Military Hangar Abatement Oversight		INSPECTION FIRM:		Fercam Group	
SITE ADDRESS:		3600 Presidential Austin, Texas 78719		ASBESTOS CONSULTANT(S):		Fernando Yepez	
AREA(S) ABATED:		15 Buildings, Interior and Exterior		DATE OF ABATEMENT:		August 16, 2021 – November 19, 2021	
Sample No.	Sample Type	Sample Location	Date	Air Volume (liters)	Quantification Limit (f/cc)	Fiber Concentration (f/cc)	
LS-0393	BLANK	Building 8195 - Phase 1	9/21/2021	N/A	N/A	N/A	
LS-0394	BLANK	Building 8195 - Phase 1	9/21/2021	N/A	N/A	N/A	
LS-0395	BASELINE - 1	Building 8195 - Phase 1	9/21/2021	1,350	0.001	0.001	
LS-0396	BASELINE - 2	Building 8195 - Phase 1	9/21/2021	1,335	0.001	0.001	
LS-0397	BASELINE - 3	Building 8195 - Phase 1	9/21/2021	1,320	0.001	0.001	
LS-0398	BASELINE - 4	Building 8195 - Phase 1	9/21/2021	1,305	0.001	1.001	
LS-0399	BASELINE - 5	Building 8195 - Phase 1	9/21/2021	1,290	0.001	1.001	
LS-0400	BLANK	Building 8195 - Phase 1	9/21/2021	N/A	N/A	N/A	
LS-0401	BLANK	Building 8195 - Phase 1	9/21/2021	N/A	N/A	N/A	
LS-0402	PREPPING 1 - MIDDLE	Building 8195 - Phase 1	9/21/2021	880	0.001	0.001	

LEGEND

A = Abatement

BL = Baseline

FC = Final Clearance

N/A = Not Applicable

f/cc = fibers per cubic centimeter

PCM = Phase Contrast Microscopy

PW = Preparation Work

Table 1
DAILY AIR SAMPLING LOG – BY PCM ANALYSIS

PROJECT NAME:		South Campus Military Hangar Abatement Oversight		INSPECTION FIRM:		Fercam Group	
SITE ADDRESS:		3600 Presidential Austin, Texas 78719		ASBESTOS CONSULTANT(S):		Fernando Yepez	
AREA(S) ABATED:		15 Buildings, Interior and Exterior		DATE OF ABATEMENT:		August 16, 2021 – November 19, 2021	
Sample No.	Sample Type	Sample Location	Date	Air Volume (liters)	Quantification Limit (f/cc)	Fiber Concentration (f/cc)	
LS-0403	PREPPING 2 - HALLWAY	Building 8195 - Phase 1	9/21/2021	880	0.001	0.001	
LS-0404	PREPPING 3 - ENTRANCE	Building 8195 - Phase 1	9/21/2021	878	0.001	0.001	
LS-0405	BLANK	Building 8195 - Phase 1	9/22/2021	N/A	N/A	N/A	
LS-0406	BLANK	Building 8195 - Phase 1	9/22/2021	N/A	N/A	N/A	
LS-0407	PREPPING 1 - MIDDLE	Building 8195 - Phase 1	9/22/2021	1,170	0.001	0.001	
LS-0408	PREPPING 2 - HALLWAY	Building 8195 - Phase 1	9/22/2021	1,168	0.001	0.001	
LS-0409	PREPPING 3 - ENTRANCE	Building 8195 - Phase 1	9/22/2021	1,166	0.001	0.001	
LS-0410	BLANK	Building 8195 - Phase 1	9/23/2021	N/A	N/A	N/A	
LS-0411	BLANK	Building 8195 - Phase 1	9/23/2021	N/A	N/A	N/A	
LS-0412	Sample_TypeINSIDE WORK AREA - 1, Floor Tiles/ Mastic Removal	Building 8195 - Phase 1	9/23/2021	1,140	0.007	0.003	

LEGEND

A = Abatement

BL = Baseline

FC = Final Clearance

N/A = Not Applicable

f/cc = fibers per cubic centimeter

PCM = Phase Contrast Microscopy

PW = Preparation Work

Table 1
DAILY AIR SAMPLING LOG – BY PCM ANALYSIS

PROJECT NAME:		South Campus Military Hangar Abatement Oversight		INSPECTION FIRM:		Fercam Group	
SITE ADDRESS:		3600 Presidential Austin, Texas 78719		ASBESTOS CONSULTANT(S):		Fernando Yepez	
AREA(S) ABATED:		15 Buildings, Interior and Exterior		DATE OF ABATEMENT:		August 16, 2021 – November 19, 2021	
Sample No.	Sample Type	Sample Location	Date	Air Volume (liters)	Quantification Limit (f/cc)	Fiber Concentration (f/cc)	
LS-0413	Sample_TypeINSIDE WORK AREA - 2, Floor Tiles/ Mastic Removal	Building 8195 - Phase 1	9/23/2021	1,138	0.005	1.002	
LS-0414	Sample_TypeINSIDE WORK AREA - 3, Floor Tiles/ Mastic Removal	Building 8195 - Phase 1	9/23/2021	1,136	0.008	0.003	
LS-0415	Sample_TypeINSIDE WORK AREA - 4, Floor Tiles/ Mastic Removal	Building 8195 - Phase 1	9/23/2021	1,134	0.004	0.003	
LS-0416	Sample_TypeOUTSIDE WORK AREA, Floor Tiles/ Mastic Removal	Building 8195 - Phase 1	9/23/2021	1,132	0.002	1.002	
LS-0417	Sample_TypeDECONTAMINATION, Floor Tiles/ Mastic Removal	Building 8195 - Phase 1	9/23/2021	1,130	0.002	1.002	
LS-0418	Sample_TypeNEGATIVE AIR MACHINE 1, Floor Tiles/ Mastic Removal	Building 8195 - Phase 1	9/23/2021	1,128	0.006	1.002	
LS-0419	Sample_TypeNEGATIVE AIR MACHINE 2, Floor Tiles/ Mastic Removal	Building 8195 - Phase 1	9/23/2021	1,126	0.007	1.002	
LS-0420	Sample_TypeNEGATIVE AIR MACHINE 3, Floor Tiles/ Mastic Removal	Building 8195 - Phase 1	9/23/2021	1,124	0.006	1.002	
LS-0421	BLANK	Building 8195 - Phase 1	9/24/2021	N/A	N/A	N/A	

LEGEND

A = Abatement

BL = Baseline

FC = Final Clearance

N/A = Not Applicable

f/cc = fibers per cubic centimeter

PCM = Phase Contrast Microscopy

PW = Preparation Work

Table 1
DAILY AIR SAMPLING LOG – BY PCM ANALYSIS

PROJECT NAME:		South Campus Military Hangar Abatement Oversight		INSPECTION FIRM:		Fercam Group	
SITE ADDRESS:		3600 Presidential Austin, Texas 78719		ASBESTOS CONSULTANT(S):		Fernando Yepez	
AREA(S) ABATED:		15 Buildings, Interior and Exterior		DATE OF ABATEMENT:		August 16, 2021 – November 19, 2021	
Sample No.	Sample Type	Sample Location	Date	Air Volume (liters)	Quantification Limit (f/cc)	Fiber Concentration (f/cc)	
LS-0422	BLANK	Building 8195 - Phase 1	9/24/2021	N/A	N/A	N/A	
LS-0423	Sample_TypeINSIDE WORK AREA - 1, Floor Tiles/ Mastic Removal	Building 8195 - Phase 1	9/24/2021	1,120	0.005	0.003	
LS-0424	Sample_TypeINSIDE WORK AREA - 2, Floor Tiles/ Mastic Removal	Building 8195 - Phase 1	9/24/2021	1,118	0.005	1.002	
LS-0425	Sample_TypeINSIDE WORK AREA - 3, Floor Tiles/ Mastic Removal	Building 8195 - Phase 1	9/24/2021	1,116	0.005	0.003	
LS-0426	Sample_TypeINSIDE WORK AREA - 4, Floor Tiles/ Mastic Removal	Building 8195 - Phase 1	9/24/2021	1,114	0.004	0.003	
LS-0427	Sample_TypeOUTSIDE WORK AREA, Floor Tiles/ Mastic Removal	Building 8195 - Phase 1	9/24/2021	1,112	0.002	1.002	
LS-0428	Sample_TypeDECONTAMINATION, Floor Tiles/ Mastic Removal	Building 8195 - Phase 1	9/24/2021	1,110	0.002	1.002	
LS-0429	Sample_TypeNEGATIVE AIR MACHINE 1, Floor Tiles/ Mastic Removal	Building 8195 - Phase 1	9/24/2021	1,108	0.005	1.002	
LS-0430	Sample_TypeNEGATIVE AIR MACHINE 2, Floor Tiles/ Mastic Removal	Building 8195 - Phase 1	9/24/2021	1,106	0.004	1.002	

LEGEND

A = Abatement

BL = Baseline

FC = Final Clearance

N/A = Not Applicable

f/cc = fibers per cubic centimeter

PCM = Phase Contrast Microscopy

PW = Preparation Work

Table 1
DAILY AIR SAMPLING LOG – BY PCM ANALYSIS

PROJECT NAME:		South Campus Military Hangar Abatement Oversight		INSPECTION FIRM:		Fercam Group	
SITE ADDRESS:		3600 Presidential Austin, Texas 78719		ASBESTOS CONSULTANT(S):		Fernando Yepez	
AREA(S) ABATED:		15 Buildings, Interior and Exterior		DATE OF ABATEMENT:		August 16, 2021 – November 19, 2021	
Sample No.	Sample Type	Sample Location	Date	Air Volume (liters)	Quantification Limit (f/cc)	Fiber Concentration (f/cc)	
LS-0431	Sample_TypeNEGATIVE AIR MACHINE 3, Floor Tiles/ Mastic Removal	Building 8195 - Phase 1	9/24/2021	1,104	0.005	1.002	
LS-0432	Sample_TypeBAG OUT, Floor Tiles/ Mastic Removal	Building 8195 - Phase 1	9/24/2021	150	0.006	1.002	
LS-0433	BLANK	Building 8195 - Phase 1	9/27/2021	N/A	N/A	N/A	
LS-0434	BLANK	Building 8195 - Phase 1	9/27/2021	N/A	N/A	N/A	
LS-0435	Sample_TypeINSIDE WORK AREA - 1, Floor Tiles/ Mastic Removal	Building 8195 - Phase 1	9/27/2021	1,180	0.005	0.003	
LS-0436	Sample_TypeINSIDE WORK AREA - 2, Floor Tiles/ Mastic Removal	Building 8195 - Phase 1	9/27/2021	1,178	0.005	1.002	
LS-0437	Sample_TypeINSIDE WORK AREA - 3, Floor Tiles/ Mastic Removal	Building 8195 - Phase 1	9/27/2021	1,176	0.005	0.003	
LS-0438	Sample_TypeINSIDE WORK AREA - 4, Floor Tiles/ Mastic Removal	Building 8195 - Phase 1	9/27/2021	1,174	0.004	0.003	
LS-0439	Sample_TypeOUTSIDE WORK AREA, Floor Tiles/ Mastic Removal	Building 8195 - Phase 1	9/27/2021	1,172	0.001	1.002	

LEGEND

A = Abatement

BL = Baseline

FC = Final Clearance

N/A = Not Applicable

f/cc = fibers per cubic centimeter

PCM = Phase Contrast Microscopy

PW = Preparation Work

Table 1
DAILY AIR SAMPLING LOG – BY PCM ANALYSIS

PROJECT NAME:		South Campus Military Hangar Abatement Oversight		INSPECTION FIRM:		Fercam Group	
SITE ADDRESS:		3600 Presidential Austin, Texas 78719		ASBESTOS CONSULTANT(S):		Fernando Yepez	
AREA(S) ABATED:		15 Buildings, Interior and Exterior		DATE OF ABATEMENT:		August 16, 2021 – November 19, 2021	
Sample No.	Sample Type	Sample Location	Date	Air Volume (liters)	Quantification Limit (f/cc)	Fiber Concentration (f/cc)	
LS-0440	Sample_TypeDECONTAMINATION, Floor Tiles/ Mastic Removal	Building 8195 - Phase 1	9/27/2021	1,170	0.001	1.002	
LS-0441	Sample_TypeNEGATIVE AIR MACHINE 1, Floor Tiles/ Mastic Removal	Building 8195 - Phase 1	9/27/2021	1,168	0.004	1.002	
LS-0442	Sample_TypeNEGATIVE AIR MACHINE 2, Floor Tiles/ Mastic Removal	Building 8195 - Phase 1	9/27/2021	1,166	0.004	1.002	
LS-0443	Sample_TypeNEGATIVE AIR MACHINE 3, Floor Tiles/ Mastic Removal	Building 8195 - Phase 1	9/27/2021	1,164	0.005	1.002	
LS-0444	Sample_TypeBAG OUT, Floor Tiles/ Mastic Removal	Building 8195 - Phase 1	9/27/2021	80	0.011	1.002	
LS-0445	BLANK	Building 8195 - Phase 1	9/28/2021	N/A	N/A	N/A	
LS-0446	BLANK	Building 8195 - Phase 1	9/28/2021	N/A	N/A	N/A	
LS-0447	Sample_TypeINSIDE WORK AREA - 1, Floor Tiles/ Mastic Removal	Building 8195 - Phase 1	9/28/2021	1,120	0.004	0.003	
LS-0448	Sample_TypeINSIDE WORK AREA - 2, Floor Tiles/ Mastic Removal	Building 8195 - Phase 1	9/28/2021	1,118	0.002	1.002	

LEGEND

A = Abatement

BL = Baseline

FC = Final Clearance

N/A = Not Applicable

f/cc = fibers per cubic centimeter

PCM = Phase Contrast Microscopy

PW = Preparation Work

Table 1
DAILY AIR SAMPLING LOG – BY PCM ANALYSIS

PROJECT NAME:		South Campus Military Hangar Abatement Oversight		INSPECTION FIRM:		Fercam Group	
SITE ADDRESS:		3600 Presidential Austin, Texas 78719		ASBESTOS CONSULTANT(S):		Fernando Yepez	
AREA(S) ABATED:		15 Buildings, Interior and Exterior		DATE OF ABATEMENT:		August 16, 2021 – November 19, 2021	
Sample No.	Sample Type	Sample Location	Date	Air Volume (liters)	Quantification Limit (f/cc)	Fiber Concentration (f/cc)	
LS-0449	Sample_TypeINSIDE WORK AREA - 3, Floor Tiles/ Mastic Removal	Building 8195 - Phase 1	9/28/2021	1,116	0.002	0.003	
LS-0450	Sample_TypeINSIDE WORK AREA - 4, Floor Tiles/ Mastic Removal	Building 8195 - Phase 1	9/28/2021	1,114	0.003	0.003	
LS-0451	Sample_TypeOUTSIDE WORK AREA, Floor Tiles/ Mastic Removal	Building 8195 - Phase 1	9/28/2021	1,112	0.001	1.002	
LS-0452	Sample_TypeDECONTAMINATION, Floor Tiles/ Mastic Removal	Building 8195 - Phase 1	9/28/2021	1,110	0.001	1.002	
LS-0453	Sample_TypeNEGATIVE AIR MACHINE 1, Floor Tiles/ Mastic Removal	Building 8195 - Phase 1	9/28/2021	1,108	0.003	1.002	
LS-0454	Sample_TypeNEGATIVE AIR MACHINE 2, Floor Tiles/ Mastic Removal	Building 8195 - Phase 1	9/28/2021	1,106	0.002	1.002	
LS-0455	Sample_TypeNEGATIVE AIR MACHINE 3, Floor Tiles/ Mastic Removal	Building 8195 - Phase 1	9/28/2021	1,104	0.003	1.002	
LS-0456	Sample_TypeBAG OUT, Floor Tiles/ Mastic Removal	Building 8195 - Phase 1	9/28/2021	80	0.011	1.002	
LS-0464	BLANK	Building 8195 - Phase 2	9/28/2021	N/A	N/A	N/A	

LEGEND

A = Abatement

BL = Baseline

FC = Final Clearance

N/A = Not Applicable

f/cc = fibers per cubic centimeter

PCM = Phase Contrast Microscopy

PW = Preparation Work

Table 1
DAILY AIR SAMPLING LOG – BY PCM ANALYSIS

PROJECT NAME:		South Campus Military Hangar Abatement Oversight		INSPECTION FIRM:		Fercam Group	
SITE ADDRESS:		3600 Presidential Austin, Texas 78719		ASBESTOS CONSULTANT(S):		Fernando Yepez	
AREA(S) ABATED:		15 Buildings, Interior and Exterior		DATE OF ABATEMENT:		August 16, 2021 – November 19, 2021	
Sample No.	Sample Type	Sample Location	Date	Air Volume (liters)	Quantification Limit (f/cc)	Fiber Concentration (f/cc)	
LS-0465	BLANK	Building 8195 - Phase 2	9/28/2021	N/A	N/A	N/A	
LS-0466	PREPPING - 1	Building 8195 - Phase 2	9/28/2021	1,160	0.001	0.001	
LS-0467	PREPPING - 2	Building 8195 - Phase 2	9/28/2021	1,158	0.001	0.001	
LS-0468	PREPPING - 3	Building 8195 - Phase 2	9/28/2021	1,156	0.001	0.001	
LS-0469	BLANK	Building 8195 - Phase 2	9/29/2021	N/A	N/A	N/A	
LS-0470	BLANK	Building 8195 - Phase 2	9/29/2021	N/A	N/A	N/A	
LS-0471	PREPPING - 1	Building 8195 - Phase 2	9/29/2021	270	0.003	0.001	
LS-0472	PREPPING - 2	Building 8195 - Phase 2	9/29/2021	268	0.003	0.001	
LS-0473	PREPPING - 3	Building 8195 - Phase 2	9/29/2021	266	0.003	0.001	
LS-0474	BLANK	Building 8195 - Phase 2	9/29/2021	N/A	N/A	N/A	

LEGEND

A = Abatement

BL = Baseline

FC = Final Clearance

N/A = Not Applicable

f/cc = fibers per cubic centimeter

PCM = Phase Contrast Microscopy

PW = Preparation Work

Table 1
DAILY AIR SAMPLING LOG – BY PCM ANALYSIS

PROJECT NAME:		South Campus Military Hangar Abatement Oversight		INSPECTION FIRM:		Fercam Group	
SITE ADDRESS:		3600 Presidential Austin, Texas 78719		ASBESTOS CONSULTANT(S):		Fernando Yepez	
AREA(S) ABATED:		15 Buildings, Interior and Exterior		DATE OF ABATEMENT:		August 16, 2021 – November 19, 2021	
Sample No.	Sample Type	Sample Location	Date	Air Volume (liters)	Quantification Limit (f/cc)	Fiber Concentration (f/cc)	
LS-0475	BLANK	Building 8195 - Phase 2	9/29/2021	N/A	N/A	N/A	
LS-0476	Sample_TypeINSIDE WORK AREA - 1, Floor Tiles/ Mastic Removal	Building 8195 - Phase 2	9/29/2021	820	0.011	0.003	
LS-0477	Sample_TypeINSIDE WORK AREA - 2, Floor Tiles/ Mastic Removal	Building 8195 - Phase 2	9/29/2021	698	0.016	1.002	
LS-0478	Sample_TypeINSIDE WORK AREA - 3, Floor Tiles/ Mastic Removal	Building 8195 - Phase 2	9/29/2021	816	0.009	0.003	
LS-0479	Sample_TypeINSIDE WORK AREA - 4, Floor Tiles/ Mastic Removal	Building 8195 - Phase 2	9/29/2021	814	0.010	0.003	
LS-0480	Sample_TypeOUTSIDE WORK AREA, Floor Tiles/ Mastic Removal	Building 8195 - Phase 2	9/29/2021	812	0.002	1.002	
LS-0481	Sample_TypeDECONTAMINATION, Floor Tiles/ Mastic Removal	Building 8195 - Phase 2	9/29/2021	810	0.004	1.002	
LS-0482	Sample_TypeNEGATIVE AIR MACHINE, Floor Tiles/ Mastic Removal	Building 8195 - Phase 2	9/29/2021	808	0.011	1.002	
LS-0483	Sample_TypeBAG OUT, Floor Tiles/ Mastic Removal	Building 8195 - Phase 2	9/29/2021	100	0.009	1.002	

LEGEND

A = Abatement

BL = Baseline

FC = Final Clearance

N/A = Not Applicable

f/cc = fibers per cubic centimeter

PCM = Phase Contrast Microscopy

PW = Preparation Work

Table 1
DAILY AIR SAMPLING LOG – BY PCM ANALYSIS

PROJECT NAME:		South Campus Military Hangar Abatement Oversight		INSPECTION FIRM:		Fercam Group	
SITE ADDRESS:		3600 Presidential Austin, Texas 78719		ASBESTOS CONSULTANT(S):		Fernando Yepez	
AREA(S) ABATED:		15 Buildings, Interior and Exterior		DATE OF ABATEMENT:		August 16, 2021 – November 19, 2021	
Sample No.	Sample Type	Sample Location	Date	Air Volume (liters)	Quantification Limit (f/cc)	Fiber Concentration (f/cc)	
LS-0484	BLANK	Building 8195 - Phase 2	9/30/2021	N/A	N/A	N/A	
LS-0485	BLANK	Building 8195 - Phase 2	9/30/2021	N/A	N/A	N/A	
LS-0486	Sample_TypeINSIDE WORK AREA - 1, Floor Tiles/ Mastic Removal	Building 8195 - Phase 2	9/30/2021	1,150	0.005	0.003	
LS-0487	Sample_TypeINSIDE WORK AREA - 2, Floor Tiles/ Mastic Removal	Building 8195 - Phase 2	9/30/2021	1,148	0.007	1.002	
LS-0488	Sample_TypeINSIDE WORK AREA - 3, Floor Tiles/ Mastic Removal	Building 8195 - Phase 2	9/30/2021	1,146	0.004	0.003	
LS-0489	Sample_TypeINSIDE WORK AREA - 4, Floor Tiles/ Mastic Removal	Building 8195 - Phase 2	9/30/2021	1,144	0.004	0.003	
LS-0490	Sample_TypeOUTSIDE WORK AREA, Floor Tiles/ Mastic Removal	Building 8195 - Phase 2	9/30/2021	1,142	0.001	1.002	
LS-0491	Sample_TypeDECONTAMINATION, Floor Tiles/ Mastic Removal	Building 8195 - Phase 2	9/30/2021	1,140	0.001	1.002	
LS-0492	Sample_TypeNEGATIVE AIR MACHINE, Floor Tiles/ Mastic Removal	Building 8195 - Phase 2	9/30/2021	1,138	0.005	1.002	
LS-0499	BLANK	Building 8195 - Phase 3	10/1/2021	N/A	N/A	N/A	

LEGEND

A = Abatement

BL = Baseline

FC = Final Clearance

N/A = Not Applicable

f/cc = fibers per cubic centimeter

PCM = Phase Contrast Microscopy

PW = Preparation Work

Table 1
DAILY AIR SAMPLING LOG – BY PCM ANALYSIS

PROJECT NAME:		South Campus Military Hangar Abatement Oversight		INSPECTION FIRM:		Fercam Group	
SITE ADDRESS:		3600 Presidential Austin, Texas 78719		ASBESTOS CONSULTANT(S):		Fernando Yepez	
AREA(S) ABATED:		15 Buildings, Interior and Exterior		DATE OF ABATEMENT:		August 16, 2021 – November 19, 2021	
Sample No.	Sample Type	Sample Location	Date	Air Volume (liters)	Quantification Limit (f/cc)	Fiber Concentration (f/cc)	
LS-0500	BLANK	Building 8195 - Phase 3	10/1/2021	N/A	N/A	N/A	
LS-0501	PREPPING - 1	Building 8195 - Phase 3	10/1/2021	920	0.001	0.001	
LS-0502	PREPPING - 2	Building 8195 - Phase 3	10/1/2021	918	0.001	0.001	
LS-0503	BLANK	Building 8195 - Phase 3	10/4/2021	N/A	N/A	N/A	
LS-0504	BLANK	Building 8195 - Phase 3	10/4/2021	N/A	N/A	N/A	
LS-0505	PREPPING - 1	Building 8195 - Phase 3	10/4/2021	280	0.003	0.001	
LS-0506	PREPPING - 2	Building 8195 - Phase 3	10/4/2021	278	0.003	0.001	
LS-0507	BLANK	Building 8195 - Phase 3	10/4/2021	N/A	N/A	N/A	
LS-0508	BLANK	Building 8195 - Phase 3	10/4/2021	N/A	N/A	N/A	
LS-0509	Sample_TypeINSIDE WORK AREA - 1, Floor Tiles/ Mastic Removal	Building 8195 - Phase 3	10/4/2021	424	0.010	0.003	

LEGEND

A = Abatement

BL = Baseline

FC = Final Clearance

N/A = Not Applicable

f/cc = fibers per cubic centimeter

PCM = Phase Contrast Microscopy

PW = Preparation Work

Table 1
DAILY AIR SAMPLING LOG – BY PCM ANALYSIS

PROJECT NAME:		South Campus Military Hangar Abatement Oversight		INSPECTION FIRM:		Fercam Group	
SITE ADDRESS:		3600 Presidential Austin, Texas 78719		ASBESTOS CONSULTANT(S):		Fernando Yepez	
AREA(S) ABATED:		15 Buildings, Interior and Exterior		DATE OF ABATEMENT:		August 16, 2021 – November 19, 2021	
Sample No.	Sample Type	Sample Location	Date	Air Volume (liters)	Quantification Limit (f/cc)	Fiber Concentration (f/cc)	
LS-0510	Sample_TypeINSIDE WORK AREA - 2, Floor Tiles/ Mastic Removal	Building 8195 - Phase 3	10/4/2021	422	0.012	1.002	
LS-0511	Sample_TypeOUTSIDE WORK AREA, Floor Tiles/ Mastic Removal	Building 8195 - Phase 3	10/4/2021	420	0.004	1.002	
LS-0512	Sample_TypeDECONTAMINATION, Floor Tiles/ Mastic Removal	Building 8195 - Phase 3	10/4/2021	418	0.008	1.002	
LS-0513	Sample_TypeNEGATIVE AIR MACHINE 1, Floor Tiles/ Mastic Removal	Building 8195 - Phase 3	10/4/2021	416	0.010	0.002	
LS-0514	Sample_TypeNEGATIVE AIR MACHINE 2, Floor Tiles/ Mastic Removal	Building 8195 - Phase 3	10/4/2021	414	0.010	1.002	
LS-0515	Sample_TypeBAG OUT, Floor Tiles/ Mastic Removal	Building 8195 - Phase 3	10/4/2021	90	0.009	1.002	
LS-0516	BLANK	Building 8195 - Phase 3	10/5/2021	N/A	N/A	N/A	
LS-0517	BLANK	Building 8195 - Phase 3	10/5/2021	N/A	N/A	N/A	
LS-0518	Sample_TypeINSIDE WORK AREA - 1, Floor Tiles/ Mastic Removal	Building 8195 - Phase 3	10/5/2021	1,164	0.003	0.003	

LEGEND

A = Abatement

BL = Baseline

FC = Final Clearance

N/A = Not Applicable

f/cc = fibers per cubic centimeter

PCM = Phase Contrast Microscopy

PW = Preparation Work

Table 1
DAILY AIR SAMPLING LOG – BY PCM ANALYSIS

PROJECT NAME:		South Campus Military Hangar Abatement Oversight		INSPECTION FIRM:		Fercam Group	
SITE ADDRESS:		3600 Presidential Austin, Texas 78719		ASBESTOS CONSULTANT(S):		Fernando Yepez	
AREA(S) ABATED:		15 Buildings, Interior and Exterior		DATE OF ABATEMENT:		August 16, 2021 – November 19, 2021	
Sample No.	Sample Type	Sample Location	Date	Air Volume (liters)	Quantification Limit (f/cc)	Fiber Concentration (f/cc)	
LS-0519	Sample_TypeINSIDE WORK AREA - 2, Floor Tiles/ Mastic Removal	Building 8195 - Phase 3	10/5/2021	1,162	0.003	1.002	
LS-0520	Sample_TypeOUTSIDE WORK AREA, Floor Tiles/ Mastic Removal	Building 8195 - Phase 3	10/5/2021	1,160	0.001	1.002	
LS-0521	Sample_TypeDECONTAMINATION, Floor Tiles/ Mastic Removal	Building 8195 - Phase 3	10/5/2021	1,158	0.001	1.002	
LS-0522	Sample_TypeNEGATIVE AIR MACHINE 1, Floor Tiles/ Mastic Removal	Building 8195 - Phase 3	10/5/2021	1,156	0.004	0.002	
LS-0523	Sample_TypeNEGATIVE AIR MACHINE 2, Floor Tiles/ Mastic Removal	Building 8195 - Phase 3	10/5/2021	1,154	0.003	1.002	
LS-0524	Sample_TypeBAG OUT, Floor Tiles/ Mastic Removal	Building 8195 - Phase 3	10/5/2021	20	0.043	1.002	
LS-0525	Sample_TypeUP WIND, Floor Tiles/ Mastic Removal	Building 8195 - Phase 3	10/5/2021	96	0.009	1.002	
LS-0526	Sample_TypeDOWN WIND, Floor Tiles/ Mastic Removal	Building 8195 - Phase 3	10/5/2021	100	0.009	1.002	
LS-0532	BLANK	Building 8195, Mechanical Room	10/6/2021	N/A	N/A	N/A	

LEGEND

A = Abatement

BL = Baseline

FC = Final Clearance

N/A = Not Applicable

f/cc = fibers per cubic centimeter

PCM = Phase Contrast Microscopy

PW = Preparation Work

Table 1
DAILY AIR SAMPLING LOG – BY PCM ANALYSIS

PROJECT NAME:		South Campus Military Hangar Abatement Oversight		INSPECTION FIRM:		Fercam Group	
SITE ADDRESS:		3600 Presidential Austin, Texas 78719		ASBESTOS CONSULTANT(S):		Fernando Yepez	
AREA(S) ABATED:		15 Buildings, Interior and Exterior		DATE OF ABATEMENT:		August 16, 2021 – November 19, 2021	
Sample No.	Sample Type	Sample Location	Date	Air Volume (liters)	Quantification Limit (f/cc)	Fiber Concentration (f/cc)	
LS-0533	BLANK	Building 8195, Mechanical Room	10/6/2021	N/A	N/A	N/A	
LS-0534	Sample_TypeINSIDE WORK AREA - 1, Removal	Building 8195, Mechanical Room	10/6/2021	490	0.007	0.003	
LS-0535	Sample_TypeINSIDE WORK AREA - 2, Removal	Building 8195, Mechanical Room	10/6/2021	488	0.005	1.002	
LS-0536	Sample_TypeOUTSIDE WORK AREA, Removal	Building 8195, Mechanical Room	10/6/2021	488	0.002	1.002	
LS-0537	Sample_TypeBAG OUT, Removal	Building 8195, Mechanical Room	10/6/2021	24	0.036	1.002	
LS-0538	Sample_TypeUP WIND, Removal	Building 8195, Black Roofing Tar	10/6/2021	100	0.009	1.002	
LS-0539	Sample_TypeDOWN WIND, Removal	Building 8195, Black Roofing Tar	10/6/2021	98	0.009	1.002	
LS-0545	BLANK	Building 8195	10/7/2021	N/A	N/A	N/A	
LS-0546	BLANK	Building 8195	10/7/2021	N/A	N/A	N/A	

LEGEND

A = Abatement

BL = Baseline

FC = Final Clearance

N/A = Not Applicable

f/cc = fibers per cubic centimeter

PCM = Phase Contrast Microscopy

PW = Preparation Work

Table 1
DAILY AIR SAMPLING LOG – BY PCM ANALYSIS

PROJECT NAME:		South Campus Military Hangar Abatement Oversight		INSPECTION FIRM:		Fercam Group	
SITE ADDRESS:		3600 Presidential Austin, Texas 78719		ASBESTOS CONSULTANT(S):		Fernando Yepez	
AREA(S) ABATED:		15 Buildings, Interior and Exterior		DATE OF ABATEMENT:		August 16, 2021 – November 19, 2021	
Sample No.	Sample Type	Sample Location	Date	Air Volume (liters)	Quantification Limit (f/cc)	Fiber Concentration (f/cc)	
LS-0547	Sample_TypeINSIDE WORK AREA - 1, Window/ Door Caulking Removal	Building 8195	10/7/2021	410	0.002	0.003	
LS-0548	Sample_TypeINSIDE WORK AREA - 2, Window/ Door Caulking Removal	Building 8195	10/7/2021	408	0.002	1.002	
LS-0549	BLANK	Building 8195	10/7/2021	N/A	N/A	N/A	
LS-0550	BLANK	Building 8195	10/7/2021	N/A	N/A	N/A	
LS-0551	Sample_TypeINSIDE WORK AREA - 1, Window/ Door Caulking Removal	Building 8195	10/7/2021	460	0.002	0.003	
LS-0552	Sample_TypeINSIDE WORK AREA - 2, Window/ Door Caulking Removal	Building 8195	10/7/2021	460	0.002	1.002	
LS-0553	BLANK	Building 8195	10/8/2021	N/A	N/A	N/A	
LS-0554	BLANK	Building 8195	10/8/2021	N/A	N/A	N/A	
LS-0555	Sample_TypeINSIDE WORK AREA - 1, Roof Flashing Removal	Building 8195	10/8/2021	480	0.002	0.003	
LS-0556	Sample_TypeINSIDE WORK AREA - 2, Roof Flashing Removal	Building 8195	10/8/2021	478	0.002	1.002	

LEGEND

A = Abatement

BL = Baseline

FC = Final Clearance

N/A = Not Applicable

f/cc = fibers per cubic centimeter

PCM = Phase Contrast Microscopy

PW = Preparation Work

Table 1
DAILY AIR SAMPLING LOG – BY PCM ANALYSIS

PROJECT NAME:		South Campus Military Hangar Abatement Oversight		INSPECTION FIRM:		Fercam Group	
SITE ADDRESS:		3600 Presidential Austin, Texas 78719		ASBESTOS CONSULTANT(S):		Fernando Yepez	
AREA(S) ABATED:		15 Buildings, Interior and Exterior		DATE OF ABATEMENT:		August 16, 2021 – November 19, 2021	
Sample No.	Sample Type	Sample Location	Date	Air Volume (liters)	Quantification Limit (f/cc)	Fiber Concentration (f/cc)	
LS-0557	BLANK	Building 8195	10/8/2021	N/A	N/A	N/A	
LS-0558	BLANK	Building 8195	10/8/2021	N/A	N/A	N/A	
LS-0559	Sample_TypeINSIDE WORK AREA - 1, Window/ Door Caulking Removal	Building 8195	10/8/2021	410	0.002	0.003	
LS-0560	Sample_TypeINSIDE WORK AREA - 2, Window/ Door Caulking Removal	Building 8195	10/8/2021	408	0.002	1.002	

LEGEND

A = Abatement

BL = Baseline

FC = Final Clearance

N/A = Not Applicable

f/cc = fibers per cubic centimeter

PCM = Phase Contrast Microscopy

PW = Preparation Work

Table 2
FINAL CLEARANCE AIR SAMPLING LOG – BY PCM ANALYSIS

PROJECT NAME:		South Campus Military Hangar Abatement Oversight		INSPECTION FIRM:		Fercam Group	
SITE ADDRESS:		3600 Presidential Austin, Texas 78719		ASBESTOS CONSULTANT(S):		Fernando Yepez	
AREA(S) ABATED:		15 Buildings, Interior and Exterior		DATE OF ABATEMENT:		August 16, 2021 – November 19, 2021	
Sample No.	Sample Type	Sample Location	Date	Air Volume (liters)	Quantification Limit (f/cc)	Fiber Concentration (f/cc)	
LS-0457	BLANK	Building 8195 - Phase 1	9/28/2021	N/A	N/A	N/A	
LS-0458	BLANK	Building 8195 - Phase 1	9/28/2021	N/A	N/A	N/A	
LS-0459	FINAL CLEARANCE - 1	Building 8195 - Phase 1	9/28/2021	1,302	0.001	0.003	
LS-0460	FINAL CLEARANCE - 2	Building 8195 - Phase 1	9/28/2021	1,302	0.001	1.002	
LS-0461	FINAL CLEARANCE - 3	Building 8195 - Phase 1	9/28/2021	1,302	0.001	1.002	
LS-0462	FINAL CLEARANCE - 4	Building 8195 - Phase 1	9/28/2021	1,302	0.001	2.002	
LS-0463	FINAL CLEARANCE - 5	Building 8195 - Phase 1	9/28/2021	1,302	0.001	1.002	
LS-0493	BLANK	Building 8195 - Phase 2	10/1/2021	N/A	N/A	N/A	
LS-0494	BLANK	Building 8195 - Phase 2	10/1/2021	N/A	N/A	N/A	
LS-0495	FINAL CLEARANCE - 1	Building 8195 - Phase 2	10/1/2021	1,330	0.001	0.003	

LEGEND

A = Abatement

BL = Baseline

FC = Final Clearance

N/A = Not Applicable

f/cc = fibers per cubic centimeter

PCM = Phase Contrast Microscopy

PW = Preparation Work

Table 2
FINAL CLEARANCE AIR SAMPLING LOG – BY PCM ANALYSIS

PROJECT NAME:		South Campus Military Hangar Abatement Oversight		INSPECTION FIRM:		Fercam Group	
SITE ADDRESS:		3600 Presidential Austin, Texas 78719		ASBESTOS CONSULTANT(S):		Fernando Yepez	
AREA(S) ABATED:		15 Buildings, Interior and Exterior		DATE OF ABATEMENT:		August 16, 2021 – November 19, 2021	
Sample No.	Sample Type	Sample Location	Date	Air Volume (liters)	Quantification Limit (f/cc)	Fiber Concentration (f/cc)	
LS-0496	FINAL CLEARANCE - 2	Building 8195 - Phase 2	10/1/2021	1,316	0.001	1.002	
LS-0497	FINAL CLEARANCE - 3	Building 8195 - Phase 2	10/1/2021	1,302	0.001	1.002	
LS-0498	FINAL CLEARANCE - 4	Building 8195 - Phase 2	10/1/2021	1,288	0.001	2.002	
LS-0527	BLANK	Building 8195, Phase 3	10/5/2021	N/A	N/A	N/A	
LS-0528	BLANK	Building 8195, Phase 3	10/5/2021	N/A	N/A	N/A	
LS-0529	FINAL CLEARANCE - 1	Building 8195, Phase 3	10/5/2021	1,330	0.001	0.003	
LS-0530	FINAL CLEARANCE - 2	Building 8195, Phase 3	10/5/2021	1,316	0.001	1.002	
LS-0531	FINAL CLEARANCE - 3	Building 8195, Phase 3	10/5/2021	1,302	0.001	1.002	
LS-0540	BLANK	Building 8195, Mechanical Room	10/6/2021	N/A	N/A	N/A	
LS-0541	BLANK	Building 8195, Mechanical Room	10/6/2021	N/A	N/A	N/A	

LEGEND

A = Abatement

BL = Baseline

FC = Final Clearance

N/A = Not Applicable

f/cc = fibers per cubic centimeter

PCM = Phase Contrast Microscopy

PW = Preparation Work

Table 2
FINAL CLEARANCE AIR SAMPLING LOG – BY PCM ANALYSIS

PROJECT NAME:		South Campus Military Hangar Abatement Oversight		INSPECTION FIRM:		Fercam Group	
SITE ADDRESS:		3600 Presidential Austin, Texas 78719		ASBESTOS CONSULTANT(S):		Fernando Yepez	
AREA(S) ABATED:		15 Buildings, Interior and Exterior		DATE OF ABATEMENT:		August 16, 2021 – November 19, 2021	
Sample No.	Sample Type	Sample Location	Date	Air Volume (liters)	Quantification Limit (f/cc)	Fiber Concentration (f/cc)	
LS-0542	FINAL CLEARANCE - 1	Building 8195, Mechanical Room	10/6/2021	1,316	0.001	0.003	
LS-0543	FINAL CLEARANCE - 2	Building 8195, Mechanical Room	10/6/2021	1,302	0.001	1.002	
LS-0544	FINAL CLEARANCE - 3	Building 8195, Mechanical Room	10/6/2021	1,288	0.001	1.002	

LEGEND

A = Abatement

BL = Baseline

FC = Final Clearance

N/A = Not Applicable

f/cc = fibers per cubic centimeter

PCM = Phase Contrast Microscopy

PW = Preparation Work

FERCAM GROUP

AIR MONITORING DATA FORM

Date: 21-Sep-2021
 Client: CITY OF AUSTIN
 Activity: AIR MONITORING
BASELINE
LOCATION: BLDG. 8195

Project Name: ABIA SOUTH CAMPUS ABATEMENT
 Location: 3601 PRESIDENTIAL BLVD TRAVIS AUSTIN
 Project Manager: LADI SODIPE
 Project No.: 2007061

Sample Number	Description Activity/Location/Name/SS#	Flow Rate	Start Time	Stop Time	Blank Count	Total Time (MINS)	Volume (VOL)	# of Fibers	Fields	CV*	LOQ*	Fiber Density (f/mm)	Fiber Conc, (f/cc)	95% upper Con limit	Reported Fiber conc. (f/cc)
LS-0393	FIELD BLANK	-	-	-	-	-	-	-	100	-	-	-	-	-	-
LS-0394	FIELD BLANK	-	-	-	-	-	-	-	100	-	-	-	-	-	-
LS-0395	BASELINE - 1	15.0	7:15	8:45	-	90	1,350	1	100	0.450	0.004	1.27	0.000	0.001	0.001
LS-0396	BASELINE - 2	15.0	7:17	8:46	-	89	1,335	1	100	0.450	0.004	1.27	0.000	0.001	0.001
LS-0397	BASELINE - 3	15.0	7:19	8:47	-	88	1,320	1	100	0.450	0.004	1.27	0.000	0.001	0.001
LS-0398	BASELINE - 4	15.0	7:21	8:48	-	87	1,305	1	100	0.450	0.004	1.27	0.000	0.001	1.001
LS-0399	BASELINE - 5	15.0	7:23	8:49	-	86	1,290	1	100	0.450	0.004	1.27	0.000	0.001	1.001

* CV = Coefficient Of Variation (See table)
 LOQ = 4.9044 / VOL

**BR = Barrier
 CR = Clean Room
 IWA = Inside Work Area
 PS = Personnel

BL = Base Line
 FC = Final Clearance
 NAM = Negative Air Machine
 QCB = Quality Control Blank

I hereby certify that the above samples have been analyzed by Phase Contrast Microscopy in accordance with the NIOSH 7400 method using the "A" Counting rules.

Contractor: AAR Incorporated
 Supervisor's Name: LUIS TREVINO
 No. of Workers: 8
 PPE Used: YES

Analyst: (Print Name) LADI SODIPE
 Signature: ladi sodipe

FERCAM GROUP

AIR MONITORING DATA FORM

Date: 21-Sep-2021
 Client: CITY OF AUSTIN
 Activity: AIR MONITORING
PREPPING
LOCATION: BLDG. 8195

Project Name: ABIA SOUTH CAMPUS ABATEMENT
 Location: 3601 PRESIDENTIAL BLVD TRAVIS AUSTIN
 Project Manager: LADI SODIPE
 Project No.: 2007061

Sample Number	Description Activity/Location/Name/SS#	Flow Rate	Start Time	Stop Time	Blank Count	Total Time (MINS)	Volume (VOL)	# of Fibers	Fields	CV*	LOQ*	Fiber Density (f/mm)	Fiber Conc. (f/cc)	95% upper Con limit	Reported Fiber conc. (f/cc)
LS-0400	FIELD BLANK	-	-	-	-	-	-	-	100	-	-	-	-	-	-
LS-0401	FIELD BLANK	-	-	-	-	-	-	-	100	-	-	-	-	-	-
LS-0402	PREPPING 1 - MIDDLE	2.0	9:25	16:45	-	440	880	1	100	0.450	0.006	1.27	0.001	0.001	0.001
LS-0403	PREPPING 2 - HALLWAY	2.0	9:26	16:46	-	440	880	1	100	0.450	0.006	1.27	0.001	0.001	0.001
LS-0404	PREPPING 3 - ENTRANCE	2.0	9:28	16:47	-	439	878	1	100	0.450	0.006	1.27	0.001	0.001	0.001

* CV = Coefficient Of Variation (See table)
 LOQ = 4.9044 / VOL

**BR = Barrier
 CR = Clean Room
 IWA = Inside Work Area
 PS = Personnel

BL = Base Line
 FC = Final Clearance
 NAM = Negative Air Machine
 QCB = Quality Control Blank

I hereby certify that the above samples have been analyzed by Phase Contrast Microscopy in accordance with the NIOSH 7400 method using the "A" Counting rules.

Contractor: AAR Incorporated
 Supervisor's Name: LUIS TREVINO
 No. of Workers: 6
 PPE Used: YES

Analyst: (Print Name) LADI SODIPE
 Signature: ladi sodipe

FERCAM GROUP

AIR MONITORING DATA FORM

Date: 22-Sep-2021
 Client: CITY OF AUSTIN
 Activity: AIR MONITORING
PREPPING
 LOCATION: BLDG. 8195

Project Name: ABIA SOUTH CAMPUS ABATEMENT
 Location: 3601 PRESIDENTIAL BLVD TRAVIS AUSTIN
 Project Manager: LADI SODIPE
 Project No.: 2007061

Sample Number	Description Activity/Location/Name/SS#	Flow Rate	Start Time	Stop Time	Blank Count	Total Time (MINS)	Volume (VOL)	# of Fibers	Fields	CV*	LOQ*	Fiber Density (f/mm)	Fiber Conc, (f/cc)	95% upper Con limit	Reported Fiber conc. (f/cc)
LS-0405	FIELD BLANK	-	-	-	-	-	-	-	100	-	-	-	-	-	-
LS-0406	FIELD BLANK	-	-	-	-	-	-	-	100	-	-	-	-	-	-
LS-0407	PREPPING 1 - MIDDLE	2.0	7:05	16:50	-	585	1,170	1	100	0.450	0.004	1.27	0.000	0.001	0.001
LS-0408	PREPPING 2 - HALLWAY	2.0	7:07	16:51	-	584	1,168	1	100	0.450	0.004	1.27	0.000	0.001	0.001
LS-0409	PREPPING 3 - ENTRANCE	2.0	7:09	16:52	-	583	1,166	1	100	0.450	0.004	1.27	0.000	0.001	0.001

* CV = Coefficient Of Variation (See table)
 LOQ = 4.9044 / VOL

**BR = Barrier
 CR = Clean Room
 IWA = Inside Work Area
 PS = Personnel

BL = Base Line
 FC = Final Clearance
 NAM = Negative Air Machine
 QCB = Quality Control Blank

I hereby certify that the above samples have been analyzed by Phase Contrast Microscopy in accordance with the NIOSH 7400 method using the "A" Counting rules.

Contractor: AAR Incorporated
 Supervisor's Name: LUIS TREVINO
 No. of Workers: 6
 PPE Used: YES

Analyst: (Print Name) LADI SODIPE
 Signature: ladi sodipe

FERCAM GROUP

AIR MONITORING DATA FORM

Date: 23-Sep-2021
 Client: CITY OF AUSTIN
 Activity: AIR MONITORING
FLOOR TILES/MASTIC REMOVAL
LOCATION: BLDG. 8195

Project Name: ABIA SOUTH CAMPUS ABATEMENT
 Location: 3601 PRESIDENTIAL BLVD TRAVIS AUSTIN
 Project Manager: LADI SODIPE
 Project No.: 2007061

Sample Number	Description Activity/Location/Name/SS#	Flow Rate	Start Time	Stop Time	Blank Count	Total Time (MINS)	Volume (VOL)	# of Fibers	Fields	CV*	LOQ*	Fiber Density (f/mm)	Fiber Conc. (f/cc)	95% upper Con limit	Reported Fiber conc. (f/cc)
LS-0410	FIELD BLANK	-	-	-	-	-	-	-	100	-	-	-	-	-	-
LS-0411	FIELD BLANK	-	-	-	-	-	-	-	100	-	-	-	-	-	-
LS-0412	INSIDE WORK AREA - 1	2.0	7:15	16:45	-	570	1,140	9	100	0.450	0.004	11.46	0.004	0.007	0.003
LS-0413	INSIDE WORK AREA - 2	2.0	7:17	16:46	-	569	1,138	7	100	0.450	0.004	8.92	0.003	0.005	1.002
LS-0414	INSIDE WORK AREA - 3	2.0	7:19	16:47	-	568	1,136	10	100	0.450	0.004	12.74	0.004	0.008	0.003
LS-0415	INSIDE WORK AREA - 4	2.0	7:21	16:48	-	567	1,134	5	100	0.450	0.004	6.37	0.002	0.004	0.003
LS-0416	OUTSIDE WORK AREA	2.0	7:23	16:49	-	566	1,132	2	100	0.450	0.004	2.55	0.001	0.002	1.002
LS-0417	DECONTAMINATION	2.0	7:25	16:50	-	565	1,130	3	100	0.450	0.004	3.82	0.001	0.002	1.002
LS-0418	NEGATIVE AIR MACHINE 1	2.0	7:27	16:51	-	564	1,128	8	100	0.450	0.004	10.19	0.003	0.006	1.002
LS-0419	NEGATIVE AIR MACHINE 2	2.0	7:29	16:52	-	563	1,126	9	100	0.450	0.004	11.46	0.004	0.007	1.002
LS-0420	NEGATIVE AIR MACHINE 3	2.0	7:31	16:53	-	562	1,124	8	100	0.450	0.004	10.19	0.003	0.006	1.002

* CV = Coefficient Of Variation (See table)
 LOQ = 4.9044 / VOL

**BR = Barrier
 CR = Clean Room
 IWA = Inside Work Area
 PS = Personnel

BL = Base Line
 FC = Final Clearance
 NAM = Negative Air Machine
 QCB = Quality Control Blank

I hereby certify that the above samples have been analyzed by Phase Contrast Microscopy in accordance with the NIOSH 7400 method using the "A" Counting rules.

Contractor: AAR Incorporated
 Supervisor's Name: LUIS TREVINO
 No. of Workers: 7
 PPE Used: YES

Analyst: (Print Name) LADI SODIPE

Signature: ladi sodipe

FERCAM GROUP

AIR MONITORING DATA FORM

Date: 24-Sep-2021
 Client: CITY OF AUSTIN
 Activity: AIR MONITORING
FLOOR TILES/MASTIC REMOVAL
LOCATION: BLDG. 8195

Project Name: ABIA SOUTH CAMPUS ABATEMENT
 Location: 3601 PRESIDENTIAL BLVD TRAVIS AUSTIN
 Project Manager: LADI SODIPE
 Project No.: 2007061

Sample Number	Description Activity/Location/Name/SS#	Flow Rate	Start Time	Stop Time	Blank Count	Total Time (MINS)	Volume (VOL)	# of Fibers	Fields	CV*	LOQ*	Fiber Density (f/mm)	Fiber Conc. (f/cc)	95% upper Con limit	Reported Fiber conc. (f/cc)
LS-0421	FIELD BLANK	-	-	-	-	-	-	-	100	-	-	-	-	-	-
LS-0422	FIELD BLANK	-	-	-	-	-	-	-	100	-	-	-	-	-	-
LS-0423	INSIDE WORK AREA - 1	2.0	7:20	16:40	-	560	1,120	7	100	0.450	0.004	8.92	0.003	0.005	0.003
LS-0424	INSIDE WORK AREA - 2	2.0	7:22	16:41	-	559	1,118	7	100	0.450	0.004	8.92	0.003	0.005	1.002
LS-0425	INSIDE WORK AREA - 3	2.0	7:24	16:42	-	558	1,116	7	100	0.450	0.004	8.92	0.003	0.005	0.003
LS-0426	INSIDE WORK AREA - 4	2.0	7:26	16:43	-	557	1,114	5	100	0.450	0.004	6.37	0.002	0.004	0.003
LS-0427	OUTSIDE WORK AREA	2.0	7:28	16:44	-	556	1,112	2	100	0.450	0.004	2.55	0.001	0.002	1.002
LS-0428	DECONTAMINATION	2.0	7:30	16:45	-	555	1,110	2	100	0.450	0.004	2.55	0.001	0.002	1.002
LS-0429	NEGATIVE AIR MACHINE 1	2.0	7:32	16:46	-	554	1,108	6	100	0.450	0.004	7.64	0.003	0.005	1.002
LS-0430	NEGATIVE AIR MACHINE 2	2.0	7:34	16:47	-	553	1,106	5	100	0.450	0.004	6.37	0.002	0.004	1.002
LS-0431	NEGATIVE AIR MACHINE 3	2.0	7:36	16:48	-	552	1,104	7	100	0.450	0.004	8.92	0.003	0.005	1.002
	BAG OUT														
LS-0432	BAG OUT	2.0	7:45	9:00	-	75	150	1	100	0.450	0.033	1.27	0.003	0.006	1.002

* CV = Coefficient Of Variation (See table)
 LOQ = 4.9044 / VOL

**BR = Barrier
 CR = Clean Room
 IWA = Inside Work Area
 PS = Personnel

BL = Base Line
 FC = Final Clearance
 NAM = Negative Air Machine
 QCB = Quality Control Blank

I hereby certify that the above samples have been analyzed by Phase Contrast Microscopy in accordance with the NIOSH 7400 method using the "A" Counting rules.

Contractor: AAR Incorporated
 Supervisor's Name: LUIS TREVINO
 No. of Workers: 7
 PPE Used: YES

Analyst: (Print Name) LADI SODIPE

Signature: ladi sodipe

FERCAM GROUP

AIR MONITORING DATA FORM

Date: 27-Sep-2021
 Client: CITY OF AUSTIN
 Activity: AIR MONITORING
FLOOR TILES/MASTIC REMOVAL
LOCATION: BLDG. 8195

Project Name: ABIA SOUTH CAMPUS ABATEMENT
 Location: 3601 PRESIDENTIAL BLVD TRAVIS AUSTIN
 Project Manager: LADI SODIPE
 Project No.: 2007061

Sample Number	Description Activity/Location/Name/SS#	Flow Rate	Start Time	Stop Time	Blank Count	Total Time (MINS)	Volume (VOL)	# of Fibers	Fields	CV*	LOQ*	Fiber Density (f/mm)	Fiber Conc. (f/cc)	95% upper Con limit	Reported Fiber conc. (f/cc)
LS-0433	FIELD BLANK	-	-	-	-	-	-	-	100	-	-	-	-	-	-
LS-0434	FIELD BLANK	-	-	-	-	-	-	-	100	-	-	-	-	-	-
LS-0435	INSIDE WORK AREA - 1	2.0	7:00	16:50	-	590	1,180	7	100	0.450	0.004	8.92	0.003	0.005	0.003
LS-0436	INSIDE WORK AREA - 2	2.0	7:02	16:51	-	589	1,178	7	100	0.450	0.004	8.92	0.003	0.005	1.002
LS-0437	INSIDE WORK AREA - 3	2.0	7:04	16:52	-	588	1,176	7	100	0.450	0.004	8.92	0.003	0.005	0.003
LS-0438	INSIDE WORK AREA - 4	2.0	7:06	16:53	-	587	1,174	5	100	0.450	0.004	6.37	0.002	0.004	0.003
LS-0439	OUTSIDE WORK AREA	2.0	7:08	16:54	-	586	1,172	2	100	0.450	0.004	2.55	0.001	0.001	1.002
LS-0440	DECONTAMINATION	2.0	7:10	16:55	-	585	1,170	2	100	0.450	0.004	2.55	0.001	0.001	1.002
LS-0441	NEGATIVE AIR MACHINE 1	2.0	7:12	16:56	-	584	1,168	6	100	0.450	0.004	7.64	0.003	0.004	1.002
LS-0442	NEGATIVE AIR MACHINE 2	2.0	7:14	16:57	-	583	1,166	5	100	0.450	0.004	6.37	0.002	0.004	1.002
LS-0443	NEGATIVE AIR MACHINE 3	2.0	7:16	16:58	-	582	1,164	7	100	0.450	0.004	8.92	0.003	0.005	1.002
	BAG OUT														
LS-0444	BAG OUT	2.0	15:35	16:15	-	40	80	1	100	0.450	0.061	1.27	0.006	0.011	1.002

* CV = Coefficient Of Variation (See table)
 LOQ = 4.9044 / VOL

**BR = Barrier
 CR = Clean Room
 IWA = Inside Work Area
 PS = Personnel

BL = Base Line
 FC = Final Clearance
 NAM = Negative Air Machine
 QCB = Quality Control Blank

I hereby certify that the above samples have been analyzed by Phase Contrast Microscopy in accordance with the NIOSH 7400 method using the "A" Counting rules.

Contractor: AAR Incorporated
 Supervisor's Name: LUIS TREVINO
 No. of Workers: 7
 PPE Used: YES

Analyst: (Print Name) LADI SODIPE

Signature: ladi sodipe

FERCAM GROUP

AIR MONITORING DATA FORM

Date: 27-Sep-2021
 Client: CITY OF AUSTIN
 Activity: AIR MONITORING
FLOOR TILES/MASTIC REMOVAL
LOCATION: BLDG. 8195

Project Name: ABIA SOUTH CAMPUS ABATEMENT
 Location: 3601 PRESIDENTIAL BLVD TRAVIS AUSTIN
 Project Manager: LADI SODIPE
 Project No.: 2007061

Sample Number	Description Activity/Location/Name/SS#	Flow Rate	Start Time	Stop Time	Blank Count	Total Time (MINS)	Volume (VOL)	# of Fibers	Fields	CV*	LOQ*	Fiber Density (f/mm)	Fiber Conc. (f/cc)	95% upper Con limit	Reported Fiber conc. (f/cc)
LS-0445	FIELD BLANK	-	-	-	-	-	-	-	100	-	-	-	-	-	-
LS-0446	FIELD BLANK	-	-	-	-	-	-	-	100	-	-	-	-	-	-
LS-0447	INSIDE WORK AREA - 1	2.0	7:00	16:20	-	560	1,120	5	100	0.450	0.004	6.37	0.002	0.004	0.003
LS-0448	INSIDE WORK AREA - 2	2.0	7:02	16:21	-	559	1,118	3	100	0.450	0.004	3.82	0.001	0.002	1.002
LS-0449	INSIDE WORK AREA - 3	2.0	7:04	16:22	-	558	1,116	3	100	0.450	0.004	3.82	0.001	0.002	0.003
LS-0450	INSIDE WORK AREA - 4	2.0	7:06	16:23	-	557	1,114	4	100	0.450	0.004	5.10	0.002	0.003	0.003
LS-0451	OUTSIDE WORK AREA	2.0	7:08	16:24	-	556	1,112	1	100	0.450	0.004	1.27	0.000	0.001	1.002
LS-0452	DECONTAMINATION	2.0	7:10	16:25	-	555	1,110	1	100	0.450	0.004	1.27	0.000	0.001	1.002
LS-0453	NEGATIVE AIR MACHINE 1	2.0	7:12	16:26	-	554	1,108	4	100	0.450	0.004	5.10	0.002	0.003	1.002
LS-0454	NEGATIVE AIR MACHINE 2	2.0	7:14	16:27	-	553	1,106	2	100	0.450	0.004	2.55	0.001	0.002	1.002
LS-0455	NEGATIVE AIR MACHINE 3	2.0	7:16	16:28	-	552	1,104	4	100	0.450	0.004	5.10	0.002	0.003	1.002
	BAG OUT														
LS-0456	BAG OUT	2.0	14:35	15:15	-	40	80	1	100	0.450	0.061	1.27	0.006	0.011	1.002

* CV = Coefficient Of Variation (See table)
 LOQ = 4.9044 / VOL

**BR = Barrier
 CR = Clean Room
 IWA = Inside Work Area
 PS = Personnel

BL = Base Line
 FC = Final Clearance
 NAM = Negative Air Machine
 QCB = Quality Control Blank

I hereby certify that the above samples have been analyzed by Phase Contrast Microscopy in accordance with the NIOSH 7400 method using the "A" Counting rules.

Contractor: AAR Incorporated
 Supervisor's Name: LUIS TREVINO
 No. of Workers: 7
 PPE Used: YES

Analyst: (Print Name) LADI SODIPE
 Signature: ladi sodipe

FERCAM GROUP

AIR MONITORING DATA FORM

Date: 28-Sep-2021
 Client: CITY OF AUSTIN
 Activity: AIR MONITORING
FINAL CLEARANCE

Project Name: ABIA SOUTH CAMPUS ABATEMENT
 Location: 3601 PRESIDENTIAL BLVD TRAVIS AUSTIN
 Project Manager: LADI SODIPE
 Project No.: 2007061

LOCATION: BLDG. 8195

Sample Number	Description Activity/Location/Name/SS#	Flow Rate	Start Time	Stop Time	Blank Count	Total Time (MINS)	Volume (VOL)	# of Fibers	Fields	CV*	LOQ*	Fiber Density (f/mm)	Fiber Conc, (f/cc)	95% upper Con limit	Reported Fiber conc. (f/cc)
LS-0457	FIELD BLANK	-	-	-	-	-	-	-	100	-	-	-	-	-	-
LS-0458	FIELD BLANK	-	-	-	-	-	-	-	100	-	-	-	-	-	-
LS-0459	FINAL CLEARANCE - 1	14.0	7:35	9:08	-	93	1,302	2	100	0.450	0.004	2.55	0.001	0.001	0.003
LS-0460	FINAL CLEARANCE - 2	14.0	7:37	9:10	-	93	1,302	1.5	100	0.450	0.004	1.91	0.001	0.001	1.002
LS-0461	FINAL CLEARANCE - 3	14.0	7:39	9:12	-	93	1,302	1	100	0.450	0.004	1.27	0.000	0.001	1.002
LS-0462	FINAL CLEARANCE - 4	14.0	7:41	9:14	-	93	1,302	2	100	0.450	0.004	2.55	0.001	0.001	2.002
LS-0463	FINAL CLEARANCE - 5	14.0	7:43	9:16	-	93	1,302	1	100	0.450	0.004	1.27	0.000	0.001	1.002

* CV = Coefficient Of Variation (See table)
 LOQ = 4.9044 / VOL

**BR = Barrier
 CR = Clean Room
 IWA = Inside Work Area
 PS = Personnel

BL = Base Line
 FC = Final Clearance
 NAM = Negative Air Machine
 QCB = Quality Control Blank

I hereby certify that the above samples have been analyzed by Phase Contrast Microscopy in accordance with the NIOSH 7400 method using the "A" Counting rules.

Contractor: AAR Incorporated
 Supervisor's Name: LUIS TREVINO
 No. of Workers: 8
 PPE Used: YES

Analyst: (Print Name) LADI SODIPE
 Signature: ladi sodipe

FERCAM GROUP

AIR MONITORING DATA FORM

Date: 28-Sep-2021
 Client: CITY OF AUSTIN
 Activity: AIR MONITORING
 PREPPING

LOCATION: BLDG. 8195 - PHASE 2

Project Name: ABIA SOUTH CAMPUS ABATEMENT
 Location: 3601 PRESIDENTIAL BLVD TRAVIS AUSTIN
 Project Manager: LADI SODIPE
 Project No.: 2007061

Sample Number	Description Activity/Location/Name/SS#	Flow Rate	Start Time	Stop Time	Blank Count	Total Time (MINS)	Volume (VOL)	# of Fibers	Fields	CV*	LOQ*	Fiber Density (f/mm)	Fiber Conc, (f/cc)	95% upper Con limit	Reported Fiber conc. (f/cc)
LS-0464	FIELD BLANK	-	-	-	-	-	-	-	100	-	-	-	-	-	-
LS-0465	FIELD BLANK	-	-	-	-	-	-	-	100	-	-	-	-	-	-
LS-0466	PREPPING - 1	2.0	7:05	16:45	-	580	1,160	1	100	0.450	0.004	1.27	0.000	0.001	0.001
LS-0467	PREPPING - 2	2.0	7:07	16:46	-	579	1,158	1	100	0.450	0.004	1.27	0.000	0.001	0.001
LS-0468	PREPPING - 3	2.0	7:09	16:47	-	578	1,156	1	100	0.450	0.004	1.27	0.000	0.001	0.001

* CV = Coefficient Of Variation (See table)
 LOQ = 4.9044 / VOL

**BR = Barrier
 CR = Clean Room
 IWA = Inside Work Area
 PS = Personnel

BL = Base Line
 FC = Final Clearance
 NAM = Negative Air Machine
 QCB = Quality Control Blank

I hereby certify that the above samples have been analyzed by Phase Contrast Microscopy in accordance with the NIOSH 7400 method using the "A" Counting rules.

Contractor: AAR Incorporated
 Supervisor's Name: LUIS TREVINO
 No. of Workers: 8
 PPE Used: YES

Analyst: (Print Name) LADI SODIPE
 Signature: ladi sodipe

FERCAM GROUP

AIR MONITORING DATA FORM

Date: 29-Sep-2021
 Client: CITY OF AUSTIN
 Activity: AIR MONITORING
 PREPPING

LOCATION: BLDG. 8195 - PHASE 2

Project Name: ABIA SOUTH CAMPUS ABATEMENT
 Location: 3601 PRESIDENTIAL BLVD TRAVIS AUSTIN
 Project Manager: LADI SODIPE
 Project No.: 2007061

Sample Number	Description Activity/Location/Name/SS#	Flow Rate	Start Time	Stop Time	Blank Count	Total Time (MINS)	Volume (VOL)	# of Fibers	Fields	CV*	LOQ*	Fiber Density (f/mm)	Fiber Conc, (f/cc)	95% upper Con limit	Reported Fiber conc. (f/cc)
LS-0469	FIELD BLANK	-	-	-	-	-	-	-	100	-	-	-	-	-	-
LS-0470	FIELD BLANK	-	-	-	-	-	-	-	100	-	-	-	-	-	-
LS-0471	PREPPING - 1	2.0	7:15	9:30	-	135	270	1	100	0.450	0.018	1.27	0.002	0.003	0.001
LS-0472	PREPPING - 2	2.0	7:17	9:31	-	134	268	1	100	0.450	0.018	1.27	0.002	0.003	0.001
LS-0473	PREPPING - 3	2.0	7:19	9:32	-	133	266	1	100	0.450	0.018	1.27	0.002	0.003	0.001

* CV = Coefficient Of Variation (See table)
 LOQ = 4.9044 / VOL

**BR = Barrier
 CR = Clean Room
 IWA = Inside Work Area
 PS = Personnel

BL = Base Line
 FC = Final Clearance
 NAM = Negative Air Machine
 QCB = Quality Control Blank

I hereby certify that the above samples have been analyzed by Phase Contrast Microscopy in accordance with the NIOSH 7400 method using the "A" Counting rules.

Contractor: AAR Incorporated
 Supervisor's Name: LUIS TREVINO
 No. of Workers: 8
 PPE Used: YES

Analyst: (Print Name) LADI SODIPE
 Signature: ladi sodipe

FERCAM GROUP

AIR MONITORING DATA FORM

Date: 29-Sep-2021
 Client: CITY OF AUSTIN
 Activity: AIR MONITORING
FLOOR TILES/MASTIC REMOVAL
LOCATION: BLDG. 8195 - 2ND PHASE

Project Name: ABIA SOUTH CAMPUS ABATEMENT
 Location: 3601 PRESIDENTIAL BLVD TRAVIS AUSTIN
 Project Manager: LADI SODIPE
 Project No.: 2007061

Sample Number	Description Activity/Location/Name/SS#	Flow Rate	Start Time	Stop Time	Blank Count	Total Time (MINS)	Volume (VOL)	# of Fibers	Fields	CV*	LOQ*	Fiber Density (f/mm)	Fiber Conc. (f/cc)	95% upper Con limit	Reported Fiber conc. (f/cc)
LS-0474	FIELD BLANK	-	-	-	-	-	-	-	100	-	-	-	-	-	-
LS-0475	FIELD BLANK	-	-	-	-	-	-	-	100	-	-	-	-	-	-
LS-0476	INSIDE WORK AREA - 1	2.0	10:00	16:50	-	410	820	11	100	0.450	0.006	14.01	0.007	0.011	0.003
LS-0477	INSIDE WORK AREA - 2	2.0	10:02	15:51	-	349	698	13	100	0.450	0.007	16.56	0.009	0.016	1.002
LS-0478	INSIDE WORK AREA - 3	2.0	10:04	16:52	-	408	816	9	100	0.450	0.006	11.46	0.005	0.009	0.003
LS-0479	INSIDE WORK AREA - 4	2.0	10:06	16:53	-	407	814	10	100	0.450	0.006	12.74	0.006	0.010	0.003
LS-0480	OUTSIDE WORK AREA	2.0	10:08	16:54	-	406	812	2	100	0.450	0.006	2.55	0.001	0.002	1.002
LS-0481	DECONTAMINATION	2.0	10:10	16:55	-	405	810	4	100	0.450	0.006	5.10	0.002	0.004	1.002
LS-0482	NEGATIVE AIR MACHINE	2.0	10:12	16:56	-	404	808	10	100	0.450	0.006	12.74	0.006	0.011	1.002
	BAG OUT														
LS-0483	BAG OUT	2.0	14:50	15:40	-	50	100	1	100	0.450	0.049	1.27	0.005	0.009	1.002

* CV = Coefficient Of Variation (See table)
 LOQ = 4.9044 / VOL

**BR = Barrier
 CR = Clean Room
 IWA = Inside Work Area
 PS = Personnel

BL = Base Line
 FC = Final Clearance
 NAM = Negative Air Machine
 QCB = Quality Control Blank

I hereby certify that the above samples have been analyzed by Phase Contrast Microscopy in accordance with the NIOSH 7400 method using the "A" Counting rules.

Contractor: AAR Incorporated
 Supervisor's Name: LUIS TREVINO
 No. of Workers: 7
 PPE Used: YES

Analyst: (Print Name) LADI SODIPE

Signature: ladi sodipe

FERCAM GROUP

AIR MONITORING DATA FORM

Date: 30-Sep-2021
 Client: CITY OF AUSTIN
 Activity: AIR MONITORING
FLOOR TILES/MASTIC REMOVAL
LOCATION: BLDG. 8195 - 2ND PHASE

Project Name: ABIA SOUTH CAMPUS ABATEMENT
 Location: 3601 PRESIDENTIAL BLVD TRAVIS AUSTIN
 Project Manager: LADI SODIPE
 Project No.: 2007061

Sample Number	Description Activity/Location/Name/SS#	Flow Rate	Start Time	Stop Time	Blank Count	Total Time (MINS)	Volume (VOL)	# of Fibers	Fields	CV*	LOQ*	Fiber Density (f/mm)	Fiber Conc. (f/cc)	95% upper Con limit	Reported Fiber conc. (f/cc)
LS-0484	FIELD BLANK	-	-	-	-	-	-	-	100	-	-	-	-	-	-
LS-0485	FIELD BLANK	-	-	-	-	-	-	-	100	-	-	-	-	-	-
LS-0486	INSIDE WORK AREA - 1	2.0	7:10	16:45	-	575	1,150	7	100	0.450	0.004	8.92	0.003	0.005	0.003
LS-0487	INSIDE WORK AREA - 2	2.0	7:12	16:46	-	574	1,148	9	100	0.450	0.004	11.46	0.004	0.007	1.002
LS-0488	INSIDE WORK AREA - 3	2.0	7:14	16:47	-	573	1,146	6	100	0.450	0.004	7.64	0.003	0.004	0.003
LS-0489	INSIDE WORK AREA - 4	2.0	7:16	16:48	-	572	1,144	6	100	0.450	0.004	7.64	0.003	0.004	0.003
LS-0490	OUTSIDE WORK AREA	2.0	7:18	16:49	-	571	1,142	1	100	0.450	0.004	1.27	0.000	0.001	1.002
LS-0491	DECONTAMINATION	2.0	7:20	16:50	-	570	1,140	2	100	0.450	0.004	2.55	0.001	0.001	1.002
LS-0492	NEGATIVE AIR MACHINE	2.0	7:22	16:51	-	569	1,138	6	100	0.450	0.004	7.64	0.003	0.005	1.002

* CV = Coefficient Of Variation (See table)
 LOQ = 4.9044 / VOL

**BR = Barrier
 CR = Clean Room
 IWA = Inside Work Area
 PS = Personnel

BL = Base Line
 FC = Final Clearance
 NAM = Negative Air Machine
 QCB = Quality Control Blank

I hereby certify that the above samples have been analyzed by Phase Contrast Microscopy in accordance with the NIOSH 7400 method using the "A" Counting rules.

Contractor: AAR Incorporated
 Supervisor's Name: LUIS TREVINO
 No. of Workers: 7
 PPE Used: YES

Analyst: (Print Name) LADI SODIPE

Signature: ladi sodipe

FERCAM GROUP

AIR MONITORING DATA FORM

Date: 1-Oct-2021
 Client: CITY OF AUSTIN
 Activity: AIR MONITORING
FINAL CLEARANCE

Project Name: ABIA SOUTH CAMPUS ABATEMENT
 Location: 3601 PRESIDENTIAL BLVD TRAVIS AUSTIN
 Project Manager: LADI SODIPE
 Project No.: 2007061

LOCATION: BLDG. 8195 - 2ND PHASE

Sample Number	Description Activity/Location/Name/SS#	Flow Rate	Start Time	Stop Time	Blank Count	Total Time (MINS)	Volume (VOL)	# of Fibers	Fields	CV*	LOQ*	Fiber Density (f/mm)	Fiber Conc, (f/cc)	95% upper Con limit	Reported Fiber conc. (f/cc)
LS-0493	FIELD BLANK	-	-	-	-	-	-	-	100	-	-	-	-	-	-
LS-0494	FIELD BLANK	-	-	-	-	-	-	-	100	-	-	-	-	-	-
LS-0495	FINAL CLEARANCE - 1	14.0	8:00	9:35	-	95	1,330	1	100	0.450	0.004	1.27	0.000	0.001	0.003
LS-0496	FINAL CLEARANCE - 2	14.0	8:02	9:36	-	94	1,316	1	100	0.450	0.004	1.27	0.000	0.001	1.002
LS-0497	FINAL CLEARANCE - 3	14.0	8:04	9:37	-	93	1,302	1	100	0.450	0.004	1.27	0.000	0.001	1.002
LS-0498	FINAL CLEARANCE - 4	14.0	8:06	9:38	-	92	1,288	2	100	0.450	0.004	2.55	0.001	0.001	2.002

* CV = Coefficient Of Variation (See table)
 LOQ = 4.9044 / VOL

**BR = Barrier
 CR = Clean Room
 IWA = Inside Work Area
 PS = Personnel

BL = Base Line
 FC = Final Clearance
 NAM = Negative Air Machine
 QCB = Quality Control Blank

I hereby certify that the above samples have been analyzed by Phase Contrast Microscopy in accordance with the NIOSH 7400 method using the "A" Counting rules.

Contractor: AAR Incorporated
 Supervisor's Name: LUIS TREVINO
 No. of Workers: 8
 PPE Used: YES

Analyst: (Print Name) LADI SODIPE
 Signature: ladi sodipe

FERCAM GROUP

AIR MONITORING DATA FORM

Date: *1-Oct-2021*
 Client: **CITY OF AUSTIN**
 Activity: *AIR MONITORING*
PREPPING

LOCATION: BLDG. 8195 - 3RD PHASE

Project Name: *ABIA SOUTH CAMPUS ABATEMENT*
 Location: *3601 PRESIDENTIAL BLVD TRAVIS AUSTIN*
 Project Manager: *LADI SODIPE*
 Project No.: **2007061**

Sample Number	Description Activity/Location/Name/SS#	Flow Rate	Start Time	Stop Time	Blank Count	Total Time (MINS)	Volume (VOL)	# of Fibers	Fields	CV*	LOQ*	Fiber Density (f/mm)	Fiber Conc, (f/cc)	95% upper Con limit	Reported Fiber conc. (f/cc)
LS-0499	FIELD BLANK	-	-	-	-	-	-	-	100	-	-	-	-	-	-
LS-0500	FIELD BLANK	-	-	-	-	-	-	-	100	-	-	-	-	-	-
LS-0501	PREPPING - 1	2.0	9:00	16:40	-	460	920	1	100	0.450	0.005	1.27	0.001	0.001	0.001
LS-0502	PREPPING - 2	2.0	9:02	16:41	-	459	918	1	100	0.450	0.005	1.27	0.001	0.001	0.001

* CV = Coefficient Of Variation (See table)
 LOQ = 4.9044 / VOL

**BR = Barrier
 CR = Clean Room
 IWA = Inside Work Area
 PS = Personnel

BL = Base Line
 FC = Final Clearance
 NAM = Negative Air Machine
 QCB = Quality Control Blank

I hereby certify that the above samples have been analyzed by Phase Contrast Microscopy in accordance with the NIOSH 7400 method using the "A" Counting rules.

Contractor: *AAR Incorporated*
 Supervisor's Name: *LUIS TREVINO*
 No. of Workers: *8*
 PPE Used: *YES*

Analyst: (Print Name) *LADI SODIPE*
 Signature: *ladi sodipe*

FERCAM GROUP

AIR MONITORING DATA FORM

Date: 4-Oct-2021
 Client: CITY OF AUSTIN
 Activity: AIR MONITORING
 PREPPING

LOCATION: BLDG. 8195 - 3RD PHASE

Project Name: ABIA SOUTH CAMPUS ABATEMENT
 Location: 3601 PRESIDENTIAL BLVD TRAVIS AUSTIN
 Project Manager: LADI SODIPE
 Project No.: 2007061

Sample Number	Description Activity/Location/Name/SS#	Flow Rate	Start Time	Stop Time	Blank Count	Total Time (MINS)	Volume (VOL)	# of Fibers	Fields	CV*	LOQ*	Fiber Density (f/mm)	Fiber Conc, (f/cc)	95% upper Con limit	Reported Fiber conc. (f/cc)
LS-0503	FIELD BLANK	-	-	-	-	-	-	-	100	-	-	-	-	-	-
LS-0504	FIELD BLANK	-	-	-	-	-	-	-	100	-	-	-	-	-	-
LS-0505	PREPPING - 1	2.0	7:10	9:30	-	140	280	1	100	0.450	0.018	1.27	0.002	0.003	0.001
LS-0506	PREPPING - 2	2.0	7:12	9:31	-	139	278	1	100	0.450	0.018	1.27	0.002	0.003	0.001

* CV = Coefficient Of Variation (See table)
 LOQ = 4.9044 / VOL

**BR = Barrier
 CR = Clean Room
 IWA = Inside Work Area
 PS = Personnel

BL = Base Line
 FC = Final Clearance
 NAM = Negative Air Machine
 QCB = Quality Control Blank

I hereby certify that the above samples have been analyzed by Phase Contrast Microscopy in accordance with the NIOSH 7400 method using the "A" Counting rules.

Contractor: AAR Incorporated
 Supervisor's Name: LUIS TREVINO
 No. of Workers: 8
 PPE Used: YES

Analyst: (Print Name) LADI SODIPE
 Signature: ladi sodipe

FERCAM GROUP

AIR MONITORING DATA FORM

Date: 4-Oct-2021
 Client: CITY OF AUSTIN
 Activity: AIR MONITORING
FLOOR TILES/MASTIC REMOVAL
LOCATION: BLDG. 8195 - 3RD PHASE

Project Name: ABIA SOUTH CAMPUS ABATEMENT
 Location: 3601 PRESIDENTIAL BLVD TRAVIS AUSTIN
 Project Manager: LADI SODIPE
 Project No.: 2007061

Sample Number	Description Activity/Location/Name/SS#	Flow Rate	Start Time	Stop Time	Blank Count	Total Time (MINS)	Volume (VOL)	# of Fibers	Fields	CV*	LOQ*	Fiber Density (f/mm)	Fiber Conc. (f/cc)	95% upper Con limit	Reported Fiber conc. (f/cc)
LS-0507	FIELD BLANK	-	-	-	-	-	-	-	100	-	-	-	-	-	-
LS-0508	FIELD BLANK	-	-	-	-	-	-	-	100	-	-	-	-	-	-
LS-0509	INSIDE WORK AREA - 1	2.0	13:15	16:47	-	212	424	5	100	0.450	0.012	6.37	0.006	0.010	0.003
LS-0510	INSIDE WORK AREA - 2	2.0	13:17	16:48	-	211	422	6	100	0.450	0.012	7.64	0.007	0.012	1.002
LS-0511	OUTSIDE WORK AREA	2.0	13:19	16:49	-	210	420	2	100	0.450	0.012	2.55	0.002	0.004	1.002
LS-0512	DECONTAMINATION	2.0	13:21	16:50	-	209	418	4	100	0.450	0.012	5.10	0.005	0.008	1.002
LS-0513	NEGATIVE AIR MACHINE 1	2.0	13:23	16:51	-	208	416	5	100	0.450	0.012	6.37	0.006	0.010	0.002
LS-0514	NEGATIVE AIR MACHINE 2	2.0	13:25	16:52	-	207	414	5	100	0.450	0.012	6.37	0.006	0.010	1.002
	BAG OUT														
LS-0515	BAG OUT	2.0	15:00	15:45	-	45	90	1	100	0.450	0.054	1.27	0.005	0.009	1.002

* CV = Coefficient Of Variation (See table)
 LOQ = 4.9044 / VOL

**BR = Barrier
 CR = Clean Room
 IWA = Inside Work Area
 PS = Personnel

BL = Base Line
 FC = Final Clearance
 NAM = Negative Air Machine
 QCB = Quality Control Blank

I hereby certify that the above samples have been analyzed by Phase Contrast Microscopy in accordance with the NIOSH 7400 method using the "A" Counting rules.

Contractor: AAR Incorporated
 Supervisor's Name: LUIS TREVINO
 No. of Workers: 8
 PPE Used: YES

Analyst: (Print Name) LADI SODIPE

Signature: ladi sodipe

FERCAM GROUP

AIR MONITORING DATA FORM

Date: 5-Oct-2021
 Client: CITY OF AUSTIN
 Activity: AIR MONITORING
FLOOR TILES/MASTIC REMOVAL
LOCATION: BLDG. 8195 - 3RD PHASE

Project Name: ABIA SOUTH CAMPUS ABATEMENT
 Location: 3601 PRESIDENTIAL BLVD TRAVIS AUSTIN
 Project Manager: LADI SODIPE
 Project No.: 2007061

Sample Number	Description Activity/Location/Name/SS#	Flow Rate	Start Time	Stop Time	Blank Count	Total Time (MINS)	Volume (VOL)	# of Fibers	Fields	CV*	LOQ*	Fiber Density (f/mm)	Fiber Conc. (f/cc)	95% upper Con limit	Reported Fiber conc. (f/cc)
AM															
LS-0516	FIELD BLANK	-	-	-	-	-	-	-	100	-	-	-	-	-	-
LS-0517	FIELD BLANK	-	-	-	-	-	-	-	100	-	-	-	-	-	-
LS-0518	INSIDE WORK AREA - 1	2.0	7:05	16:47	-	582	1,164	4	100	0.450	0.004	5.10	0.002	0.003	0.003
LS-0519	INSIDE WORK AREA - 2	2.0	7:07	16:48	-	581	1,162	4	100	0.450	0.004	5.10	0.002	0.003	1.002
LS-0520	OUTSIDE WORK AREA	2.0	7:09	16:49	-	580	1,160	1	100	0.450	0.004	1.27	0.000	0.001	1.002
LS-0521	DECONTAMINATION	2.0	7:11	16:50	-	579	1,158	2	100	0.450	0.004	2.55	0.001	0.001	1.002
LS-0522	NEGATIVE AIR MACHINE 1	2.0	7:13	16:51	-	578	1,156	5	100	0.450	0.004	6.37	0.002	0.004	0.002
LS-0523	NEGATIVE AIR MACHINE 2	2.0	7:15	16:52	-	577	1,154	4	100	0.450	0.004	5.10	0.002	0.003	1.002
BAG OUT															
LS-0524	BAG OUT	2.0	11:05	11:15	-	10	20	1	100	0.450	0.245	1.27	0.025	0.043	1.002
WINDOW CAULKING															
LS-0525	UP WIND	2.0	14:00	14:48	-	48	96	1	100	0.450	0.051	1.27	0.005	0.009	1.002
LS-0526	DOWN WIND	2.0	14:00	14:50	-	50	100	1	100	0.450	0.049	1.27	0.005	0.009	1.002

* CV = Coefficient Of Variation (See table)

LOQ = 4.9044 / VOL

**BR = Barrier

CR = Clean Room

IWA = Inside Work Area

PS = Personnel

BL = Base Line

FC = Final Clearance

NAM = Negative Air Machine

QCB = Quality Control Blank

I hereby certify that the above samples have been analyzed by Phase Contrast Microscopy in accordance with the NIOSH 7400 method using the "A" Counting rules.

Contractor: AAR Incorporated
 Supervisor's Name: LUIS TREVINO
 No. of Workers: 7
 PPE Used: YES

Analyst: (Print Name) LADI SODIPE

Signature: ladi sodipe

FERCAM GROUP

AIR MONITORING DATA FORM

Date: 5-Oct-2021
 Client: CITY OF AUSTIN
 Activity: AIR MONITORING
FINAL CLEARANCE
LOCATION: BLDG. 8195 3RD PHASE

Project Name: ABIA SOUTH CAMPUS ABATEMENT
 Location: 3601 PRESIDENTIAL BLVD TRAVIS AUSTIN
 Project Manager: LADI SODIPE
 Project No.: 2007061

Sample Number	Description Activity/Location/Name/SS#	Flow Rate	Start Time	Stop Time	Blank Count	Total Time (MINS)	Volume (VOL)	# of Fibers	Fields	CV*	LOQ*	Fiber Density (f/mm)	Fiber Conc, (f/cc)	95% upper Con limit	Reported Fiber conc. (f/cc)
LS-0527	FIELD BLANK	-	-	-	-	-	-	-	100	-	-	-	-	-	-
LS-0528	FIELD BLANK	-	-	-	-	-	-	-	100	-	-	-	-	-	-
LS-0529	FINAL CLEARANCE - 1	14.0	14:15	15:50	-	95	1,330	1	100	0.450	0.004	1.27	0.000	0.001	0.003
LS-0530	FINAL CLEARANCE - 2	14.0	14:17	15:51	-	94	1,316	1.5	100	0.450	0.004	1.91	0.001	0.001	1.002
LS-0531	FINAL CLEARANCE - 3	14.0	14:19	15:52	-	93	1,302	1	100	0.450	0.004	1.27	0.000	0.001	1.002

* CV = Coefficient Of Variation (See table)
 LOQ = 4.9044 / VOL

**BR = Barrier
 CR = Clean Room
 IWA = Inside Work Area
 PS = Personnel

BL = Base Line
 FC = Final Clearance
 NAM = Negative Air Machine
 QCB = Quality Control Blank

I hereby certify that the above samples have been analyzed by Phase Contrast Microscopy in accordance with the NIOSH 7400 method using the "A" Counting rules.

Contractor: AAR Incorporated
 Supervisor's Name: LUIS TREVINO
 No. of Workers: 8
 PPE Used: YES

Analyst: (Print Name) LADI SODIPE
 Signature: ladi sodipe

FERCAM GROUP

AIR MONITORING DATA FORM

Date: 6-Oct-2021
 Client: CITY OF AUSTIN
 Activity: AIR MONITORING
REMOVAL
LOCATION: BLDG. 8195

Project Name: ABIA SOUTH CAMPUS ABATEMENT
 Location: 3601 PRESIDENTIAL BLVD TRAVIS AUSTIN
 Project Manager: LADI SODIPE
 Project No.: 2007061

Sample Number	Description Activity/Location/Name/SS#	Flow Rate	Start Time	Stop Time	Blank Count	Total Time (MINS)	Volume (VOL)	# of Fibers	Fields	CV*	LOQ*	Fiber Density (f/mm)	Fiber Conc. (f/cc)	95% upper Con limit	Reported Fiber conc. (f/cc)
MECHANICAL ROOM															
LS-0532	FIELD BLANK	-	-	-	-	-	-	-	100	-	-	-	-	-	-
LS-0533	FIELD BLANK	-	-	-	-	-	-	-	100	-	-	-	-	-	-
LS-0534	INSIDE WORK AREA - 1	2.0	10:00	14:05	-	245	490	4	100	0.450	0.010	5.10	0.004	0.007	0.003
LS-0535	INSIDE WORK AREA - 2	2.0	10:02	14:06	-	244	488	3	100	0.450	0.010	3.82	0.003	0.005	1.002
LS-0536	OUTSIDE WORK AREA	2.0	10:03	14:07	-	244	488	1	100	0.450	0.010	1.27	0.001	0.002	1.002
BAG OUT															
LS-0537	BAG OUT	2.0	13:30	13:42	-	12	24	1	100	0.450	0.204	1.27	0.020	0.036	1.002
BLACK ROOFING TAR															
LS-0538	UP WIND	2.0	14:50	15:40	-	50	100	1	100	0.450	0.049	1.27	0.005	0.009	1.002
LS-0539	DOWN WIND	2.0	14:52	15:41	-	49	98	1	100	0.450	0.050	1.27	0.005	0.009	1.002

* CV = Coefficient Of Variation (See table)
 LOQ = 4.9044 / VOL

**BR = Barrier
 CR = Clean Room
 IWA = Inside Work Area
 PS = Personnel
 PS = Personnel

BL = Base Line
 FC = Final Clearance
 NAM = Negative Air Machine
 QCB = Quality Control Blank
 QCB = Quality Control Blank

I hereby certify that the above samples have been analyzed by Phase Contrast Microscopy in accordance with the NIOSH 7400 method using the "A" Counting rules.

Contractor: AAR Incorporated
 Supervisor's Name: LUIS TREVINO
 No. of Workers: 7
 PPE Used: YES

Analyst: (Print Name) LADI SODIPE
 Signature: ladi sodipe

FERCAM GROUP

AIR MONITORING DATA FORM

Date: 6-Oct-2021
 Client: CITY OF AUSTIN
 Activity: AIR MONITORING
FINAL CLEARANCE
 LOCATION: BLDG. 8195

Project Name: ABIA SOUTH CAMPUS ABATEMENT
 Location: 3601 PRESIDENTIAL BLVD TRAVIS AUSTIN
 Project Manager: LADI SODIPE
 Project No.: 2007061

Sample Number	Description Activity/Location/Name/SS#	Flow Rate	Start Time	Stop Time	Blank Count	Total Time (MINS)	Volume (VOL)	# of Fibers	Fields	CV*	LOQ*	Fiber Density (f/mm)	Fiber Conc, (f/cc)	95% upper Con limit	Reported Fiber conc. (f/cc)
	MECHANICAL ROOM														
LS-0540	FIELD BLANK	-	-	-	-	-	-	-	100	-	-	-	-	-	-
LS-0541	FIELD BLANK	-	-	-	-	-	-	-	100	-	-	-	-	-	-
LS-0542	FINAL CLEARANCE - 1	14.0	14:20	15:54	-	94	1,316	1	100	0.450	0.004	1.27	0.000	0.001	0.003
LS-0543	FINAL CLEARANCE - 2	14.0	14:22	15:55	-	93	1,302	1	100	0.450	0.004	1.27	0.000	0.001	1.002
LS-0544	FINAL CLEARANCE - 3	14.0	14:24	15:56	-	92	1,288	1	100	0.450	0.004	1.27	0.000	0.001	1.002

* CV = Coefficient Of Variation (See table)
 LOQ = 4.9044 / VOL

**BR = Barrier
 CR = Clean Room
 IWA = Inside Work Area
 PS = Personnel

BL = Base Line
 FC = Final Clearance
 NAM = Negative Air Machine
 QCB = Quality Control Blank

I hereby certify that the above samples have been analyzed by Phase Contrast Microscopy in accordance with the NIOSH 7400 method using the "A" Counting rules.

Contractor: AAR Incorporated
 Supervisor's Name: LUIS TREVINO
 No. of Workers: 8
 PPE Used: YES

Analyst: (Print Name) LADI SODIPE
 Signature: ladi sodipe

FERCAM GROUP

AIR MONITORING DATA FORM

Date: 7-Oct-2021
 Client: CITY OF AUSTIN
 Activity: AIR MONITORING
WINDOW/DOOR CUALKING REMOVAL
LOCATION: BLDG. 8195

Project Name: ABIA SOUTH CAMPUS ABATEMENT
 Location: 3601 PRESIDENTIAL BLVD TRAVIS AUSTIN
 Project Manager: LADI SODIPE
 Project No.: 2007061

Sample Number	Description Activity/Location/Name/SS#	Flow Rate	Start Time	Stop Time	Blank Count	Total Time (MINS)	Volume (VOL)	# of Fibers	Fields	CV*	LOQ*	Fiber Density (f/mm)	Fiber Conc. (f/cc)	95% upper Con limit	Reported Fiber conc. (f/cc)
	AM														
LS-0545	FIELD BLANK	-	-	-	-	-	-	-	100	-	-	-	-	-	-
LS-0546	FIELD BLANK	-	-	-	-	-	-	-	100	-	-	-	-	-	-
LS-0547	INSIDE WORK AREA - 1	2.0	8:30	11:55	-	205	410	1	100	0.450	0.012	1.27	0.001	0.002	0.003
LS-0548	INSIDE WORK AREA - 2	2.0	8:32	11:56	-	204	408	1	100	0.450	0.012	1.27	0.001	0.002	1.002
	PM														
LS-0549	FIELD BLANK	-	-	-	-	-	-	-	100	-	-	-	-	-	-
LS-0550	FIELD BLANK	-	-	-	-	-	-	-	100	-	-	-	-	-	-
LS-0551	INSIDE WORK AREA - 1	2.0	12:55	16:45	-	230	460	1	100	0.450	0.011	1.27	0.001	0.002	0.003
LS-0552	INSIDE WORK AREA - 2	2.0	12:56	16:46	-	230	460	1	100	0.450	0.011	1.27	0.001	0.002	1.002

* CV = Coefficient Of Variation (See table)
 LOQ = 4.9044 / VOL

**BR = Barrier
 CR = Clean Room
 IWA = Inside Work Area
 PS = Personnel

BL = Base Line
 FC = Final Clearance
 NAM = Negative Air Machine
 QCB = Quality Control Blank

I hereby certify that the above samples have been analyzed by Phase Contrast Microscopy in accordance with the NIOSH 7400 method using the "A" Counting rules.

Contractor: AAR Incorporated
 Supervisor's Name: LUIS TREVINO
 No. of Workers: 10
 PPE Used: YES

Analyst: (Print Name) LADI SODIPE

Signature: ladi sodipe

FERCAM GROUP

AIR MONITORING DATA FORM

Date: 8-Oct-2021
 Client: CITY OF AUSTIN
 Activity: AIR MONITORING
WINDOW/DOOR CUALKING/ROOF FLASHING REMOVAL
LOCATION: BLDG. 8195

Project Name: ABIA SOUTH CAMPUS ABATEMENT
 Location: 3601 PRESIDENTIAL BLVD TRAVIS AUSTIN
 Project Manager: LADI SODIPE
 Project No.: 2007061

Sample Number	Description Activity/Location/Name/SS#	Flow Rate	Start Time	Stop Time	Blank Count	Total Time (MINS)	Volume (VOL)	# of Fibers	Fields	CV*	LOQ*	Fiber Density (f/mm)	Fiber Conc. (f/cc)	95% upper Con limit	Reported Fiber conc. (f/cc)
ROOF FLASHING															
LS-0553	FIELD BLANK	-	-	-	-	-	-	-	100	-	-	-	-	-	-
LS-0554	FIELD BLANK	-	-	-	-	-	-	-	100	-	-	-	-	-	-
LS-0555	INSIDE WORK AREA - 1	2.0	7:30	11:30	-	240	480	1	100	0.450	0.010	1.27	0.001	0.002	0.003
LS-0556	INSIDE WORK AREA - 2	2.0	7:32	11:31	-	239	478	1	100	0.450	0.010	1.27	0.001	0.002	1.002
WINDOWS/DOORS															
LS-0557	FIELD BLANK	-	-	-	-	-	-	-	100	-	-	-	-	-	-
LS-0558	FIELD BLANK	-	-	-	-	-	-	-	100	-	-	-	-	-	-
LS-0559	INSIDE WORK AREA - 1	2.0	13:05	16:30	-	205	410	1	100	0.450	0.012	1.27	0.001	0.002	0.003
LS-0560	INSIDE WORK AREA - 2	2.0	13:07	16:31	-	204	408	1	100	0.450	0.012	1.27	0.001	0.002	1.002

* CV = Coefficient Of Variation (See table)
 LOQ = 4.9044 / VOL

**BR = Barrier
 CR = Clean Room
 IWA = Inside Work Area
 PS = Personnel

BL = Base Line
 FC = Final Clearance
 NAM = Negative Air Machine
 QCB = Quality Control Blank

I hereby certify that the above samples have been analyzed by Phase Contrast Microscopy in accordance with the NIOSH 7400 method using the "A" Counting rules.

Contractor: AAR Incorporated
 Supervisor's Name: LUIS TREVINO
 No. of Workers: 10
 PPE Used: YES



Analyst: (Print Name) LADI SODIPE

Signature: ladi sodipe

Building 8195 Phase 1 thru Phase 3 & Roof







DAILY LOG

AAR INCORPORATED

Job # 214175

APPENDIX G
925 US 183 North ~ Liberty Hill,

Tx 78642

Project Name: ABIA South campus abatement

512) 778-6800 ~ Fax 512) 778-

6815

Supervisor: Luis Trevino

Date: 4.21.21

% of Job Complete () _____

Weather: _____
Temp AM: _____ PM: _____
Safety Meeting: _____

Work Performed Today (Detail): 7:00 - AAR Supervisor & abatement crew arrive on site & sign in.
7:10 - Crew begins to move all tools from building 8175 to stored tool area 8200.
7:40 - Super walks building 8195 & locate Dividing at containment.
8:00 - Crew loads up needed tools & material needed for next bldg.
8:15 - Crew begins to pull carpet on west end of bldg of 8195, pile out of way of 1st containment.
10:50 - Complete removing carpet in west area - crew begins prep cribbels on windows & splash guard through art 1st area.
12:00 - Break for lunch.
1:00 - Return & continue to prep cribbels & splash guard.
4:40 - Crew reaches stopping point on prep & cleanup bldg.
5:00 - Depart worksite.

<u>WORK FORCE</u>	<u>No.</u>
Preparation	_____
Removal	_____
Cleanup	_____
Other (Specific) _____	_____

SUBCONTRACTORS

CHECKLIST

Poly barriers airtight	_____
Negative air pressure	_____
Decon operational	_____
Surfactant encap. pump	_____
Air Monitoring	_____
Double bagged & secure	_____
Mats. distrib. & secure	_____
Facility Secure	_____
Work area clean	_____
Daily inventory	_____
Vehicle Check	_____
Equipment Check	_____

EMPLOYEE

Training	_____
Medical Exams	_____
Respiratory Test	_____

FIELD DOC.

Field Report	_____
Payroll Report	_____
Waste Manifest	_____

PPE

1/2 Mask	_____
PAPR	_____
Suits	_____
Boots	_____
Gloves	_____
Hard Hat	_____
Safety Glass	_____

Problems -Delays: _____

Extra Work: _____

Next Daily Goal: _____

Supervisor: [Signature]

DAILY LOG

AAR INCORPORATED

Job # 214175

APPENDIX G
925 US 183 North ~ Liberty Hill,

Tx 78642


Project Name: ABIA South campus abatement

512) 778-6800 ~ Fax 512) 778-

6815

Supervisor: Luis Trevino

Date: 9.22.21

<p>% of Job Complete () _____</p> <hr/> <p>Work Performed Today (Detail): <u>7:00. AAR Supervisor & abatement crew arrive on site & sign in containment log.</u></p> <p><u>7:15. crew begins to prep secondary prep above ceiling to obtain pressure in containment #1. Set up neg airt & 3 stage shower set.</u></p> <p><u>10:00. Containment is prepped. with neg pressure - 27. walk through is performed on prep. few spots are pointed out. (vents & splash guard.)</u></p> <p><u>11:40. Area is ready for removal.</u></p> <p><u>12:00. Break for lunch</u></p> <p><u>1:00. Return & begin to strip floor tile. wet methods applied to control dust.</u></p> <p><u>3:40. Reach stopping point on removal of tile & bag up.</u></p> <p><u>4:50 Area is picked up at ACM & crew showers out</u></p> <p><u>5:00. Depart worksite.</u></p> <hr/> <p>Problems -Delays: _____</p> <hr/> <p>Extra Work: _____</p> <hr/> <p>Next Daily Goal: _____</p> <hr/> <p>Supervisor: <u></u></p>	<p>Weather: _____</p> <p>Temp AM: _____ PM: _____</p> <p>Safety Meeting: _____</p> <hr/> <p style="text-align: center;">WORK FORCE</p> <table style="width:100%; border-collapse: collapse;"> <thead> <tr> <th style="width:80%;"></th> <th style="width:20%; text-align: center;">No.</th> </tr> </thead> <tbody> <tr><td>Preparation</td><td style="text-align: center;">_____</td></tr> <tr><td>Removal</td><td style="text-align: center;">_____</td></tr> <tr><td>Cleanup</td><td style="text-align: center;">_____</td></tr> <tr><td>Other (Specific) _____</td><td style="text-align: center;">_____</td></tr> </tbody> </table> <hr/> <p style="text-align: center;">SUBCONTRACTORS</p> <hr/> <p style="text-align: center;">CHECKLIST (✓)</p> <table style="width:100%; border-collapse: collapse;"> <tbody> <tr><td>Poly barriers airtight</td><td style="text-align: center;">_____</td></tr> <tr><td>Negative air pressure</td><td style="text-align: center;">_____</td></tr> <tr><td>Decon operational</td><td style="text-align: center;">_____</td></tr> <tr><td>Surfactant encap. pump</td><td style="text-align: center;">_____</td></tr> <tr><td>Air Monitoring</td><td style="text-align: center;">_____</td></tr> <tr><td>Double bagged & secure</td><td style="text-align: center;">_____</td></tr> <tr><td>Mats. distrib. & secure</td><td style="text-align: center;">_____</td></tr> <tr><td>Facility Secure</td><td style="text-align: center;">_____</td></tr> <tr><td>Work area clean</td><td style="text-align: center;">_____</td></tr> <tr><td>Daily inventory</td><td style="text-align: center;">_____</td></tr> <tr><td>Vehicle Check</td><td style="text-align: center;">_____</td></tr> <tr><td>Equipment Check</td><td style="text-align: center;">_____</td></tr> </tbody> </table> <hr/> <p style="text-align: center;">EMPLOYEE</p> <table style="width:100%; border-collapse: collapse;"> <tbody> <tr><td>Training</td><td style="text-align: center;">_____</td></tr> <tr><td>Medical Exams</td><td style="text-align: center;">_____</td></tr> <tr><td>Respiratory Test</td><td style="text-align: center;">_____</td></tr> </tbody> </table> <hr/> <p style="text-align: center;">FIELD DOC.</p> <table style="width:100%; border-collapse: collapse;"> <tbody> <tr><td>Field Report</td><td style="text-align: center;">_____</td></tr> <tr><td>Payroll Report</td><td style="text-align: center;">_____</td></tr> <tr><td>Waste Manifest</td><td style="text-align: center;">_____</td></tr> </tbody> </table> <hr/> <p style="text-align: center;">PPE</p> <table style="width:100%; border-collapse: collapse;"> <tbody> <tr><td>1/2 Mask</td><td style="text-align: center;">_____</td></tr> <tr><td>PAPR</td><td style="text-align: center;">_____</td></tr> <tr><td>Suits</td><td style="text-align: center;">_____</td></tr> <tr><td>Boots</td><td style="text-align: center;">_____</td></tr> <tr><td>Gloves</td><td style="text-align: center;">_____</td></tr> <tr><td>Hard Hat</td><td style="text-align: center;">_____</td></tr> <tr><td>Safety Glass</td><td style="text-align: center;">_____</td></tr> </tbody> </table>		No.	Preparation	_____	Removal	_____	Cleanup	_____	Other (Specific) _____	_____	Poly barriers airtight	_____	Negative air pressure	_____	Decon operational	_____	Surfactant encap. pump	_____	Air Monitoring	_____	Double bagged & secure	_____	Mats. distrib. & secure	_____	Facility Secure	_____	Work area clean	_____	Daily inventory	_____	Vehicle Check	_____	Equipment Check	_____	Training	_____	Medical Exams	_____	Respiratory Test	_____	Field Report	_____	Payroll Report	_____	Waste Manifest	_____	1/2 Mask	_____	PAPR	_____	Suits	_____	Boots	_____	Gloves	_____	Hard Hat	_____	Safety Glass	_____
	No.																																																												
Preparation	_____																																																												
Removal	_____																																																												
Cleanup	_____																																																												
Other (Specific) _____	_____																																																												
Poly barriers airtight	_____																																																												
Negative air pressure	_____																																																												
Decon operational	_____																																																												
Surfactant encap. pump	_____																																																												
Air Monitoring	_____																																																												
Double bagged & secure	_____																																																												
Mats. distrib. & secure	_____																																																												
Facility Secure	_____																																																												
Work area clean	_____																																																												
Daily inventory	_____																																																												
Vehicle Check	_____																																																												
Equipment Check	_____																																																												
Training	_____																																																												
Medical Exams	_____																																																												
Respiratory Test	_____																																																												
Field Report	_____																																																												
Payroll Report	_____																																																												
Waste Manifest	_____																																																												
1/2 Mask	_____																																																												
PAPR	_____																																																												
Suits	_____																																																												
Boots	_____																																																												
Gloves	_____																																																												
Hard Hat	_____																																																												
Safety Glass	_____																																																												

DAILY LOG

AAR INCORPORATED


Job # 214175
Tx 78642

APPENDIX G
925 US 183 North ~ Liberty Hill,

Project Name: ABTA South Campus Abatement
6815

512) 778-6800 ~ Fax 512) 778-

Supervisor: Luis Trevino
Date: 9.23.21

<p>% of Job Complete () _____</p> <hr/> <p>Work Performed Today (Detail): <u>7:00 - AAR supervisor & abatement crew</u> <u>arrive on site & sign in containment log.</u> <u>7:15 - crew is suited & enter containment & begin to remove tile.</u> <u>9:00 - Complete removal of tile in containment & bagging. Crew begins to</u> <u>double bag & bag out / haul to container</u> <u>12:00 - Complete bag out. crew showers out & Break for lunch.</u> <u>1:00 - Return & crew begins mastic removal</u> <u>3:00 - Continue mastic removal.</u> <u>4:20 - Reach stopping point & pick up removed / used mastic removal.</u> <u>4:47 - crew showers out</u> <u>6:00 - Break for lunch.</u></p> <hr/> <p>Problems - Delays: _____</p> <hr/> <p>Extra Work: _____</p> <hr/> <p>Next Daily Goal: _____</p> <hr/> <p>Supervisor: </p>	<p>Weather: _____ Temp AM: _____ PM: _____ Safety Meeting: _____</p> <p>WORK FORCE</p> <table style="width:100%; border-collapse: collapse;"> <thead> <tr> <th style="text-align: left;">Preparation</th> <th style="text-align: right;">No.</th> </tr> </thead> <tbody> <tr> <td>Removal</td> <td style="text-align: right;">_____</td> </tr> <tr> <td>Cleanup</td> <td style="text-align: right;">_____</td> </tr> <tr> <td>Other (Specific) _____</td> <td style="text-align: right;">_____</td> </tr> </tbody> </table> <p>SUBCONTRACTORS</p> <hr/> <p>CHECKLIST (✓)</p> <table style="width:100%; border-collapse: collapse;"> <tbody> <tr><td>Poly barriers airtight</td><td style="text-align: right;">_____</td></tr> <tr><td>Negative air pressure</td><td style="text-align: right;">_____</td></tr> <tr><td>Decon operational</td><td style="text-align: right;">_____</td></tr> <tr><td>Surfactant encap. pump</td><td style="text-align: right;">_____</td></tr> <tr><td>Air Monitoring</td><td style="text-align: right;">_____</td></tr> <tr><td>Double bagged & secure</td><td style="text-align: right;">_____</td></tr> <tr><td>Mats, distrib. & secure</td><td style="text-align: right;">_____</td></tr> <tr><td>Facility Secure</td><td style="text-align: right;">_____</td></tr> <tr><td>Work area clean</td><td style="text-align: right;">_____</td></tr> <tr><td>Daily inventory</td><td style="text-align: right;">_____</td></tr> <tr><td>Vehicle Check</td><td style="text-align: right;">_____</td></tr> <tr><td>Equipment Check</td><td style="text-align: right;">_____</td></tr> </tbody> </table> <p>EMPLOYEE</p> <table style="width:100%; border-collapse: collapse;"> <tbody> <tr><td>Training</td><td style="text-align: right;">_____</td></tr> <tr><td>Medical Exams</td><td style="text-align: right;">_____</td></tr> <tr><td>Respiratory Test</td><td style="text-align: right;">_____</td></tr> </tbody> </table> <p>FIELD DOC.</p> <table style="width:100%; border-collapse: collapse;"> <tbody> <tr><td>Field Report</td><td style="text-align: right;">_____</td></tr> <tr><td>Payroll Report</td><td style="text-align: right;">_____</td></tr> <tr><td>Waste Manifest</td><td style="text-align: right;">_____</td></tr> </tbody> </table> <p>PPE</p> <table style="width:100%; border-collapse: collapse;"> <tbody> <tr><td>½ Mask</td><td style="text-align: right;">_____</td></tr> <tr><td>PAPR</td><td style="text-align: right;">_____</td></tr> <tr><td>Suits</td><td style="text-align: right;">_____</td></tr> <tr><td>Boots</td><td style="text-align: right;">_____</td></tr> <tr><td>Gloves</td><td style="text-align: right;">_____</td></tr> <tr><td>Hard Hat</td><td style="text-align: right;">_____</td></tr> <tr><td>Safety Glass</td><td style="text-align: right;">_____</td></tr> </tbody> </table>	Preparation	No.	Removal	_____	Cleanup	_____	Other (Specific) _____	_____	Poly barriers airtight	_____	Negative air pressure	_____	Decon operational	_____	Surfactant encap. pump	_____	Air Monitoring	_____	Double bagged & secure	_____	Mats, distrib. & secure	_____	Facility Secure	_____	Work area clean	_____	Daily inventory	_____	Vehicle Check	_____	Equipment Check	_____	Training	_____	Medical Exams	_____	Respiratory Test	_____	Field Report	_____	Payroll Report	_____	Waste Manifest	_____	½ Mask	_____	PAPR	_____	Suits	_____	Boots	_____	Gloves	_____	Hard Hat	_____	Safety Glass	_____
Preparation	No.																																																										
Removal	_____																																																										
Cleanup	_____																																																										
Other (Specific) _____	_____																																																										
Poly barriers airtight	_____																																																										
Negative air pressure	_____																																																										
Decon operational	_____																																																										
Surfactant encap. pump	_____																																																										
Air Monitoring	_____																																																										
Double bagged & secure	_____																																																										
Mats, distrib. & secure	_____																																																										
Facility Secure	_____																																																										
Work area clean	_____																																																										
Daily inventory	_____																																																										
Vehicle Check	_____																																																										
Equipment Check	_____																																																										
Training	_____																																																										
Medical Exams	_____																																																										
Respiratory Test	_____																																																										
Field Report	_____																																																										
Payroll Report	_____																																																										
Waste Manifest	_____																																																										
½ Mask	_____																																																										
PAPR	_____																																																										
Suits	_____																																																										
Boots	_____																																																										
Gloves	_____																																																										
Hard Hat	_____																																																										
Safety Glass	_____																																																										

DAILY LOG

AAR INCORPORATED

Job # 214175

Tx 78642

APPENDIX G
925 US 183 North ~ Liberty Hill,

Project Name: ABIA South Campus Abatement


6815

512) 778-6800 ~ Fax 512) 778-

Supervisor: Luis Trevino

Date: 9.24.21

<p>% of Job Complete () _____</p>	<p>Weather: _____ Temp AM: _____ PM: _____ Safety Meeting: _____</p>																																																																												
<p>Work Performed Today (Detail): <u>7:00. AAR supervisor & abatement crew arrive on site & sign in containment log.</u> <u>7:15. Crew is suited & enter containment & continue to remove black mastic.</u> <u>Using buffer & scrapers for corners & edges.</u> <u>10:00. Continue mastic removal.</u> <u>11:45. Complete remaining all black mastic. & bagging used mastic. Crew showers out.</u> <u>12:00. Break for lunch.</u> <u>1:00. Crew returns & continue in containment w/ removing duct insulation w/ wet methods applied to control dust. few bags removed.</u> <u>2:40. complete remaining all insulation & bagging. crew bagged all insulation & hauled to container.</u> <u>3:30. complete bag out. crew showers out.</u> <u>4:00. Depart worksite.</u></p>	<table border="1" style="width:100%; border-collapse: collapse;"> <thead> <tr> <th style="text-align: left;"><u>WORK FORCE</u></th> <th style="text-align: left;"><u>No.</u></th> </tr> </thead> <tbody> <tr><td>Preparation</td><td>_____</td></tr> <tr><td>Removal</td><td>_____</td></tr> <tr><td>Cleanup</td><td>_____</td></tr> <tr><td>Other (Specific) _____</td><td>_____</td></tr> </tbody> </table> <table border="1" style="width:100%; border-collapse: collapse;"> <thead> <tr> <th style="text-align: left;"><u>SUBCONTRACTORS</u></th> <th style="text-align: left;"><u>No.</u></th> </tr> </thead> <tbody> <tr><td> </td><td>_____</td></tr> <tr><td> </td><td>_____</td></tr> <tr><td> </td><td>_____</td></tr> </tbody> </table> <table border="1" style="width:100%; border-collapse: collapse;"> <thead> <tr> <th style="text-align: left;"><u>CHECKLIST</u></th> <th style="text-align: left;"><u>No.</u></th> </tr> </thead> <tbody> <tr><td>Poly barriers airtight</td><td>_____</td></tr> <tr><td>Negative air pressure</td><td>_____</td></tr> <tr><td>Decon operational</td><td>_____</td></tr> <tr><td>Surfactant encap. pump</td><td>_____</td></tr> <tr><td>Air Monitoring</td><td>_____</td></tr> <tr><td>Double bagged & secure</td><td>_____</td></tr> <tr><td>Mats. distrib. & secure</td><td>_____</td></tr> <tr><td>Facility Secure</td><td>_____</td></tr> <tr><td>Work area clean</td><td>_____</td></tr> <tr><td>Daily inventory</td><td>_____</td></tr> <tr><td>Vehicle Check</td><td>_____</td></tr> <tr><td>Equipment Check</td><td>_____</td></tr> </tbody> </table> <table border="1" style="width:100%; border-collapse: collapse;"> <thead> <tr> <th style="text-align: left;"><u>EMPLOYEE</u></th> <th style="text-align: left;"><u>No.</u></th> </tr> </thead> <tbody> <tr><td>Training</td><td>_____</td></tr> <tr><td>Medical Exams</td><td>_____</td></tr> <tr><td>Respiratory Test</td><td>_____</td></tr> </tbody> </table> <table border="1" style="width:100%; border-collapse: collapse;"> <thead> <tr> <th style="text-align: left;"><u>FIELD DOC.</u></th> <th style="text-align: left;"><u>No.</u></th> </tr> </thead> <tbody> <tr><td>Field Report</td><td>_____</td></tr> <tr><td>Payroll Report</td><td>_____</td></tr> <tr><td>Waste Manifest</td><td>_____</td></tr> </tbody> </table> <table border="1" style="width:100%; border-collapse: collapse;"> <thead> <tr> <th style="text-align: left;"><u>PPE</u></th> <th style="text-align: left;"><u>No.</u></th> </tr> </thead> <tbody> <tr><td>1/2 Mask</td><td>_____</td></tr> <tr><td>PAPR</td><td>_____</td></tr> <tr><td>Suits</td><td>_____</td></tr> <tr><td>Boots</td><td>_____</td></tr> <tr><td>Gloves</td><td>_____</td></tr> <tr><td>Hard Hat</td><td>_____</td></tr> <tr><td>Safety Glass</td><td>_____</td></tr> </tbody> </table>	<u>WORK FORCE</u>	<u>No.</u>	Preparation	_____	Removal	_____	Cleanup	_____	Other (Specific) _____	_____	<u>SUBCONTRACTORS</u>	<u>No.</u>		_____		_____		_____	<u>CHECKLIST</u>	<u>No.</u>	Poly barriers airtight	_____	Negative air pressure	_____	Decon operational	_____	Surfactant encap. pump	_____	Air Monitoring	_____	Double bagged & secure	_____	Mats. distrib. & secure	_____	Facility Secure	_____	Work area clean	_____	Daily inventory	_____	Vehicle Check	_____	Equipment Check	_____	<u>EMPLOYEE</u>	<u>No.</u>	Training	_____	Medical Exams	_____	Respiratory Test	_____	<u>FIELD DOC.</u>	<u>No.</u>	Field Report	_____	Payroll Report	_____	Waste Manifest	_____	<u>PPE</u>	<u>No.</u>	1/2 Mask	_____	PAPR	_____	Suits	_____	Boots	_____	Gloves	_____	Hard Hat	_____	Safety Glass	_____
<u>WORK FORCE</u>	<u>No.</u>																																																																												
Preparation	_____																																																																												
Removal	_____																																																																												
Cleanup	_____																																																																												
Other (Specific) _____	_____																																																																												
<u>SUBCONTRACTORS</u>	<u>No.</u>																																																																												

<u>CHECKLIST</u>	<u>No.</u>																																																																												
Poly barriers airtight	_____																																																																												
Negative air pressure	_____																																																																												
Decon operational	_____																																																																												
Surfactant encap. pump	_____																																																																												
Air Monitoring	_____																																																																												
Double bagged & secure	_____																																																																												
Mats. distrib. & secure	_____																																																																												
Facility Secure	_____																																																																												
Work area clean	_____																																																																												
Daily inventory	_____																																																																												
Vehicle Check	_____																																																																												
Equipment Check	_____																																																																												
<u>EMPLOYEE</u>	<u>No.</u>																																																																												
Training	_____																																																																												
Medical Exams	_____																																																																												
Respiratory Test	_____																																																																												
<u>FIELD DOC.</u>	<u>No.</u>																																																																												
Field Report	_____																																																																												
Payroll Report	_____																																																																												
Waste Manifest	_____																																																																												
<u>PPE</u>	<u>No.</u>																																																																												
1/2 Mask	_____																																																																												
PAPR	_____																																																																												
Suits	_____																																																																												
Boots	_____																																																																												
Gloves	_____																																																																												
Hard Hat	_____																																																																												
Safety Glass	_____																																																																												
<p>Problems -Delays: _____</p>																																																																													
<p>Extra Work: _____</p>																																																																													
<p>Next Daily Goal: _____</p>																																																																													
<p>Supervisor: </p>																																																																													

DAILY LOG

AAR INCORPORATED
APPENDIX G

Job # 21475
Tx 78642

925 US 183 North ~ Liberty Hill,

Project Name: ABIA South Campus Abatement
6815

512) 778-6800 ~ Fax 512) 778-

Supervisor: Luis Trevino

Date: 9.27.21

% of Job Complete () _____

Weather: _____
Temp AM: _____ PM: _____
Safety Meeting: _____

Work Performed Today (Detail): 7:00 - AAR supervisor & abatement crew arrive on site & sign in containment #1 in bldg 2145.
7:15 - crew is suited & enter containment to wash down with airless & prep down walls & floors.
9:00 - complete washing inspection is then performed by Airtach.
9:15 - Visual passes. Crew then encaps & shower out.
10:20 - pumps are then set for clearance. Crew prep vents in next work area (containment #2)
12:15 - Break for lunch
1:15 - Return & Containment #1 passes clearance. crew tear down containment & other put corpses in next work area.
3:00 - Complete tear down of containment & pulling up carpet. Crew then prep splash guard, set up neg air, & 3 stage decontamination room.
5:00 - Containment #2 is prepped & ready for removal.
crew departs work site.

WORK FORCE

Preparation	_____
Removal	_____
Cleanup	_____
Other (Specific)	_____

No.

SUBCONTRACTORS

CHECKLIST

Poly barriers airtight	_____
Negative air pressure	_____
Decon operational	_____
Surfactant encap. pump	_____
Air Monitoring	_____
Double bagged & secure	_____
Mats. distrib. & secure	_____
Facility Secure	_____
Work area clean	_____
Daily inventory	_____
Vehicle Check	_____
Equipment Check	_____

(✓)

EMPLOYEE

Training	_____
Medical Exams	_____
Respiratory Test	_____

FIELD DOC.

Field Report	_____
Payroll Report	_____
Waste Manifest	_____

PPE

1/2 Mask	_____
PAPR	_____
Suits	_____
Boots	_____
Gloves	_____
Hard Hat	_____
Safety Glass	_____

Problems - Delays: _____

Extra Work: _____

Next Daily Goal: _____

Supervisor: [Signature]

DAILY LOG

Job # 214175

Tx 78642

925 US 183 North ~ Liberty Hill,

Project Name: ABIA South Campus abatement

AR15

512) 778-6800 ~ Fax 512) 778-

Supervisor: Luis Trevino

Date: 9.28.21

% of Job Complete () _____

Weather: _____

Temp AM: _____ PM: _____

Safety Meeting: _____

Work Performed Today (Detail): 7:00 AAR supervisor & abatement crew arrive on site & sign in containment log.
7:15 Generator is powered up & containment is ready for abatement. crew enters containment & begin to remove floor tile. wet methods applied to control dust.
9:00 Complete removal of floor tile. crew begins to bag up & haul near bag out.
11:40 Complete bagging up tile. crew showers out.
12:00 Break for lunch.
1:00 Return & crew begins to double bag, label, & bag out.
3:30 Complete bagging out all ACM bags. disposing into container. crew then sweeps corners & edges for floor tile.
4:45 work area is ready for mastic removal. crew showers out
5:00 Depart worksite.

<u>WORK FORCE</u>	<u>No.</u>
Preparation	_____
Removal	_____
Cleanup	_____
Other (Specific) _____	_____

SUBCONTRACTORS

<u>CHECKLIST</u>	<u>(✓)</u>
Poly barriers airtight	_____
Negative air pressure	_____
Decon operational	_____
Surfactant encap. pump	_____
Air Monitoring	_____
Double bagged & secure	_____
Mats. distrib. & secure	_____
Facility Secure	_____
Work area clean	_____
Daily inventory	_____
Vehicle Check	_____
Equipment Check	_____

<u>EMPLOYEE</u>	
Training	_____
Medical Exams	_____
Respiratory Test	_____

<u>FIELD DOC.</u>	
Field Report	_____
Payroll Report	_____
Waste Manifest	_____

<u>PPE</u>	
1/2 Mask	_____
PAPR	_____
Suits	_____
Boots	_____
Gloves	_____
Hard Hat	_____
Safety Glass	_____

Problems -Delays: _____

Extra Work: _____

Next Daily Goal: _____

Supervisor Luis Trevino

DAILY LOG

AAR INCORPORATED

Job # 214175

Tx 78642

925 US 183 North ~ Liberty Hill,

Project Name: ABIA South Campus abatement

6815

512) 778-6800 ~ Fax 512) 778-

Supervisor: Luis Trevino

Date: 9.29.21

% of Job Complete () _____

Weather: _____
Temp AM: _____ PM: _____
Safety Meeting: _____

Work Performed Today (Detail): 7:00 - AAR supervisor & abatement crew arrive on site & sign in containment log.
7:15 - Crew is suited & enter containment ? crew then begins mastic removal.
Using buffer & hand scrapers for details.
10:00 - Continue removing black mastic.
11:30 - Reach stopping point on Black mastic & clean up
11:50 - Crew showers out
12:00 - Break for lunch
1:00 - Return & continue removal of black mastic
4:40 - Reach stopping point & clean up mastic, crew then showers out
5:00 - Depart worksite

<u>WORK FORCE</u>	<u>No.</u>
Preparation	_____
Removal	_____
Cleanup	_____
Other (Specific) _____	_____

SUBCONTRACTORS

<u>CHECKLIST</u>	<u>(✓)</u>
Poly barriers airtight	_____
Negative air pressure	_____
Decon operational	_____
Surfactant encap. pump	_____
Air Monitoring	_____
Double bagged & secure	_____
Mats. distrib. & secure	_____
Facility Secure	_____
Work area clean	_____
Daily inventory	_____
Vehicle Check	_____
Equipment Check	_____

<u>EMPLOYEE</u>	
Training	_____
Medical Exams	_____
Respiratory Test	_____

<u>FIELD DOC.</u>	
Field Report	_____
Payroll Report	_____
Waste Manifest	_____

<u>PPE</u>	
1/2 Mask	_____
PAPR	_____
Suits	_____
Boots	_____
Gloves	_____
Hard Hat	_____
Safety Glass	_____

Problems -Delays: _____

Extra Work: _____

Next Daily Goal: _____

Supervisor: Luis Trevino

DAILY LOG

AAR INCORPORATED
APPENDIX

Job # 214175

Tx 78642

925 US 183 North ~ Liberty Hill,

Project Name: ABIA South Campus abatement

6815

512) 778-6800 ~ Fax 512) 778-

Supervisor: Luis Trevino

Date: 9.30.21

% of Job Complete () _____

Weather: _____
Temp AM: _____ PM: _____
Safety Meeting: _____

Work Performed Today (Detail): 7:00. AAR supervisor & abatement crew arrive on site & sign in Containment log.
7:10. Crew is suited & continue black mastic removal.
10:00. Complete removing black mastic. crew then details corners & edges of black mastic using wire brush & hand scrapers.
11:45. crew showers out
12:00. Break for lunch
1:00. Return & continue to detail corners & edges of black mastic.
3:00. Complete detailing. crew then removes insulation & double bag.
4:30. bag out all insulation & bucket of used mastic.
4:50. crew shower out.
6:00. Depart work site.

<u>WORK FORCE</u>	<u>No.</u>
Preparation	_____
Removal	_____
Cleanup	_____
Other (Specific) _____	_____

SUBCONTRACTORS

<u>CHECKLIST</u>	<u>(✓)</u>
Poly barriers airtight	_____
Negative air pressure	_____
Decon operational	_____
Surfactant encap. pump	_____
Air Monitoring	_____
Double bagged & secure	_____
Mats. distrib. & secure	_____
Facility Secure	_____
Work area clean	_____
Daily inventory	_____
Vehicle Check	_____
Equipment Check	_____

<u>EMPLOYEE</u>	
Training	_____
Medical Exams	_____
Respiratory Test	_____

<u>FIELD DOC.</u>	
Field Report	_____
Payroll Report	_____
Waste Manifest	_____

<u>PPE</u>	
1/2 Mask	_____
PAPR	_____
Suits	_____
Boots	_____
Gloves	_____
Hard Hat	_____
Safety Glass	_____

Problems -Delays: (Generator loses power)

Extra Work: _____

Next Daily Goal: _____

Supervisor: [Signature]

DAILY LOG

AAR INCORPORATED
APPENDIX C

Job # 214175

Tx 78642

925 US 183 North ~ Liberty Hill,

Project Name: ABIA south campus abatement

6815

512) 778-6800 ~ Fax 512) 778-

Supervisor: Luis Trevino

Date: 10.1.21

% of Job Complete () _____

Weather: _____
Temp AM: _____ PM: _____
Safety Meeting: _____

Work Performed Today (Detail): 7:00. AAR supervisor & abatement crew arrive on site & sign in Containment log.
7:15. Crew suit up to encap. containment #2.
8:00. Complete encap. crew then begins to take apart chairs in last work area.
9:00. pumps are set for clearance in containment?
10:00. Crew pulls carpet & store in room w/ no mastic.
12:00. Break for lunch
1:00. Clearance passes for containment? crew tears down & always continue to pull carpet & prep splash guard.
3:00. Complete tear down. crew continues to prep & pull carpet.
4:00. Depart worksite.

<u>WORK FORCE</u>	<u>No.</u>
Preparation	_____
Removal	_____
Cleanup	_____
Other (Specific) _____	_____

SUBCONTRACTORS

<u>CHECKLIST</u>	<u>(✓)</u>
Poly barriers airtight	_____
Negative air pressure	_____
Decon operational	_____
Surfactant encap. pump	_____
Air Monitoring	_____
Double bagged & secure	_____
Mats. distrib. & secure	_____
Facility Secure	_____
Work area clean	_____
Daily inventory	_____
Vehicle Check	_____
Equipment Check	_____

<u>EMPLOYEE</u>	
Training	_____
Medical Exams	_____
Respiratory Test	_____

<u>FIELD DOC.</u>	
Field Report	_____
Payroll Report	_____
Waste Manifest	_____

<u>PPE</u>	
1/2 Mask	_____
PAPR	_____
Suits	_____
Boots	_____
Gloves	_____
Hard Hat	_____
Safety Glass	_____

Problems -Delays: _____

Extra Work: _____

Next Daily Goal: _____

Supervisor [Signature]

DAILY LOG

Job # 214175

Tx 78642

925 US 183 North ~ Liberty Hill,

Project Name: ABIA South Campus Abatement

6815

512) 778-6800 ~ Fax 512) 778-

Supervisor: Luis Trevino

Date: 10.4.21

% of Job Complete () _____

Weather: _____
Temp AM: _____ PM: _____
Safety Meeting: _____

Work Performed Today (Detail): 7:00 AAR supervisor & abatement crew arrive on site & sign in Containment log.
7:10 Crew continues to prep vents, neg air, & 3 stage rooms.
8:40 Containment is ready for abatement. Crew suits up & begin to remove floor tile & bag up.
11:40 Complete stripping all tile & bagging. Crew showers out.
12:00 Break for lunch.
1:00 Return & crew begins to double bag & bag out. all waste is loaded to container.
2:15 Crew begins to remove black mastic.
4:20 Reach stepping point & clean work area. Crew then showers out.
5:00 Depart work site.

<u>WORK FORCE</u>	<u>No.</u>
Preparation	_____
Removal	_____
Cleanup	_____
Other (Specific) _____	_____

SUBCONTRACTORS

CHECKLIST

Poly barriers airtight	_____
Negative air pressure	_____
Decon operational	_____
Surfactant encap. pump	_____
Air Monitoring	_____
Double bagged & secure	_____
Mats. distrib. & secure	_____
Facility Secure	_____
Work area clean	_____
Daily inventory	_____
Vehicle Check	_____
Equipment Check	_____

EMPLOYEE

Training	_____
Medical Exams	_____
Respiratory Test	_____

FIELD DOC.

Field Report	_____
Payroll Report	_____
Waste Manifest	_____

PPE

1/2 Mask	_____
PAPR	_____
Suits	_____
Boots	_____
Gloves	_____
Hard Hat	_____
Safety Glass	_____

Problems -Delays: _____

Extra Work: _____

Next Daily Goal: _____

Supervisor: [Signature]

DAILY LOG

Job # 214175

Tx 78642

925 US 183 North ~ Liberty Hill,


Project Name: ABIA South Abatement ^{Compass}

6815

512) 778-6800 ~ Fax 512) 778-

Supervisor: Luis I. Nevins

Date: 10-5-21

% of Job Complete () _____	Weather: _____ Temp AM: _____ PM: _____ Safety Meeting: _____	
Work Performed Today (Detail): <u>7:00- AAR Supervisor & abatement crew arrive on site & sign in containment log.</u> <u>7:10- Crew is suited & begin removing black mastic in containment³</u> <u>8:40- complete removing black mastic- crew then begins to remove insulation & bagging.</u> <u>9:40- complete removing all insulation & double bagging crew bags out insulation</u> <u>11:15- Complete bag out crew then wipes down containment.</u> <u>11:35 Visual is performed then accepted.</u> <u>12:00- crew showers out & break for lunch.</u> <u>1:00- Return & crew begins to prep under windows to then remove caulk.</u> <u>2:35- Containment³ passes crew tools down & put all tools in one room</u> <u>2:40- few begin removal of caulk and prep & barricaded off-</u> <u>3:30- complete removal of caulk on all windows</u> <u>4:30- complete tear down & recovering all tools.</u> <u>5:00- Depart worksite</u>	WORK FORCE Preparation _____ Removal _____ Cleanup _____ Other (Specific) _____	No. _____ _____ _____ _____
Problems -Delays: _____ _____ _____	SUBCONTRACTORS _____ _____	
Extra Work: _____ _____ _____	CHECKLIST (✓) Poly barriers airtight _____ Negative air pressure _____ Decon operational _____ Surfactant encap. pump _____ Air Monitoring _____ Double bagged & secure _____ Mats. distrib. & secure _____ Facility Secure _____ Work area clean _____ Daily inventory _____ Vehicle Check _____ Equipment Check _____	
Next Daily Goal: _____ _____ _____	EMPLOYEE Training _____ Medical Exams _____ Respiratory Test _____	
Supervisor:  Austin-Bergstrom International Airport Airport Expansion Development Program Environmental Assessment	FIELD DOC. Field Report _____ Payroll Report _____ Waste Manifest _____ PPE 1/2 Mask _____ PAPR _____ Suits _____ Boots _____ Gloves _____ Hard Hat _____ Safety Glass _____	

DAILY LOG

Job # 214175

Tx 78642

925 US 183 North ~ Liberty Hill,

Project Name: ABTA south campus abatement

6815

512) 778-6800 ~ Fax 512) 778-

Supervisor: Luis Trevino

Date: 10-6-21

% of Job Complete () _____

Weather: _____

Temp AM: _____ PM: _____

Safety Meeting: _____

Work Performed Today (Detail): 7:00. AAR supervisor & abatement crew arrive on site & sign in Containment log.

7:15 Crew sets one neg air in room w/ 3 ea. sheet w/ joint compound & prep floor w/ 3 stage neg air.

9:00. Containment 4 is ready for removal. Crew starts up & enter containment & remove sheetrock w/ joint compound wet methods applied to control dust.

11:40. Complete remove of sheetrock & double bagging - crew bags out.

12:00. Y. Suck is performed then crew showers out.

Back for lunch

1:00. Return & begin to remove block for on roof top. drop cloth is set & material is wet down then removed & bagged.

4:00. Complete removing all for on roof. crew hauls waste to container.

5:00. Depart worksite.

Problems - Delays: _____

Extra Work: _____

Next Daily Goal: _____

Supervisor: [Signature]

WORK FORCE

Preparation _____

Removal _____

Cleanup _____

Other (Specific) _____

SUBCONTRACTORS

CHECKLIST

Poly barriers airtight _____

Negative air pressure _____

Decon operational _____

Surfactant encaps. pump _____

Air Monitoring _____

Double bagged & secure _____

Mats. distrib. & secure _____

Facility Secure _____

Work area clean _____

Daily inventory _____

Vehicle Check _____

Equipment Check _____

EMPLOYEE

Training _____

Medical Exams _____

Respiratory Test _____

FIELD DOC.

Field Report _____

Payroll Report _____

Waste Manifest _____

PPE

1/2 Mask _____

PAPR _____

Suits _____

Boots _____

Gloves _____

Hard Hat _____

Safety Glass _____

No. _____

(✓) _____

DAILY LOG

Job # 214175

Tx 78642

925 US 183 North ~ Liberty Hill,

Project Name: ABIA South Abatement Campus

6815

512) 778-6800 ~ Fax 512) 778-

Supervisor: Luis Trevino

Date: 10-7-21

% of Job Complete () _____

Weather: _____

Temp AM: _____ PM: _____

Safety Meeting: _____

Work Performed Today (Detail): 7:00 - AAR supervisor & abatement crew arrive on site & sign in.

7:15 - crew tears down containment & then move all tools & equipment back to building 3200. building 3195 is complete.

8:00 - super walks next building identifying location of abatement (3190)

8:50 - crew brings tools needed only. Poly tape, glue & barriers. crew begins to prep drop cloth under window to then remove caulk on all windows

9:30 - 10 windows have been prepped. crew suits up then begin removal of caulking, wet methods applied to control dust.

11:30 - reach stopping point & bag removed caulk.

12:00 - Break for lunch.

1:00 - Return & crew continues to remove window caulk & caulk on all exterior doors.

3:00 - complete 10 windows at 23 - crew continues to prep next 5 windows & remove caulk all waste is hauled to container.

4:40 - complete 18 windows at 23. crew cleans up work area & haul waste to container.

5:00 - Depart worksite

Problems - Delays: _____

Extra Work: _____

Next Daily Goal: _____

Supervisor: _____

WORK FORCE	No.
Preparation	_____
Removal	_____
Cleanup	_____
Other (Specific) _____	_____

SUBCONTRACTORS

CHECKLIST	(✓)
Poly barriers airtight	_____
Negative air pressure	_____
Decon operational	_____
Surfactant encap. pump	_____
Air Monitoring	_____
Double bagged & secure	_____
Mats. distrib. & secure	_____
Facility Secure	_____
Work area clean	_____
Daily inventory	_____
Vehicle Check	_____
Equipment Check	_____

EMPLOYEE	
Training	_____
Medical Exams	_____
Respiratory Test	_____

FIELD DOC.	
Field Report	_____
Payroll Report	_____
Waste Manifest	_____

PPE	
1/2 Mask	_____
PAPR	_____
Suits	_____
Boots	_____
Gloves	_____
Hard Hat	_____
Safety Glass	_____

DAILY LOG

AAR INCORPORATED

Job # 214175

APPENDIX G

Tx 78642

925 US 183 North ~ Liberty Hill,


Project Name: ABIA South Campus abatement

512) 778-6800 ~ Fax 512) 778-

6815

Supervisor: Luis (MENA)

Date: 10.2.21

<p>% of Job Complete () _____</p>	<p>Weather: _____ Temp AM: _____ PM: _____ Safety Meeting: _____</p>	
<p>Work Performed Today (Detail): <u>7:00 - AAR supervisor & abatement crew arrive on site & sign in log</u> <u>7:10 - crew begins to prep poly under windows & doors to remove caulk.</u> <u>8:40 - all windows & doors are prepped. crew then goes to roof top to prep drip cloth at side of roof flashing.</u> <u>9:10 - flashing has been prepped. crew suits up then unscrew flashing then double wrap. others remove caulking from windows & doors.</u> <u>4:50 - complete removal of flashing. crew then lowers bags using silos left & haul to container.</u> <u>12:00 - complete removing all caulking from windows & doors? hauling waste. Breakfast</u> <u>1:00 - Return & begin getting all parts together & hauling to building 2200</u> <u>4:00 - Depart worksite.</u> <u>Building 2200 complete.</u></p>	<p>WORK FORCE</p> <p>Preparation _____ Removal _____ Cleanup _____ Other (Specific) _____</p>	<p>No.</p> <p>_____</p>
<p>Problems -Delays: _____</p>	<p>SUBCONTRACTORS</p> <p>_____</p>	
<p>Extra Work: _____</p>	<p>CHECKLIST (✓)</p> <p>Poly barriers airtight _____ Negative air pressure _____ Decon operational _____ Surfactant encaps. pump _____ Air Monitoring _____ Double bagged & secure _____ Mats. distrib. & secure _____ Facility Secure _____ Work area clean _____ Daily inventory _____ Vehicle Check _____ Equipment Check _____</p>	
<p>Next Daily Goal: _____</p>	<p>EMPLOYEE</p> <p>Training _____ Medical Exams _____ Respiratory Test _____</p>	
<p>Supervisor:  Austin-Bergstrom International Airport Airport Expansion Development Program Environmental Assessment</p>	<p>FIELD DOC.</p> <p>Field Report _____ Payroll Report _____ Waste Manifest _____</p> <p>PPE</p> <p>1/2 Mask _____ PAPR _____ Suits _____ Boots _____ Gloves _____ Hard Hat _____ Safety Glass _____</p> <p style="text-align: right;">G-262</p>	

AAR INCORPORATED

925 US 183 North - Liberty Hill, TX 78642
512) 778-6800 - Fax 512) 778-6815

SIGN IN / OUT CONTAINMENT LOG

Page

DATE: 9.21.21

SUPERINTENDENT: _____

PROJECT: ABIA SOUTH CAMPUS CONTAINMENT

JOB No.: 214175

SIGNATURE	PRINTED NAME	EMPLOYEE NO #	EMPLOYER	TIME IN	TIME OUT	TIME IN	TIME OUT
	George Abundano	73.2738	AAR	7:15	12:00	1:00	5:00
	Donel Dietz	70.1692	}	7:15	12:00	1:00	5:00
	Evert Zeledon	45.4693		7:15	12:00	1:00	5:00
	Wilmer Lopez	45.4693		7:15	12:00	1:00	5:00
	Jos Villaverde	18.9577		9:00	12:00	1:00	5:00
	José Garcia	17.6429		7:15	12:00	1:00	5:00
	Christopher Chavez	4697.29		9:00	12:49	1:00	5:00
	Hildebrando Herrera	20.6247		7:15	12:00	1:00	5:00

AAR INCORPORATED

925 US 183 North - Liberty Hill, TX 78642
512) 778-6800 - Fax 512) 778-6815

SIGN IN / OUT CONTAINMENT LOG

DATE: 9.22.21

SUPERINTENDENT: _____

PROJECT: ABIA South Campus Enhancement

JOB No.: 214175

SIGNATURE	PRINTED NAME	EMPLOYEE No #	EMPLOYER	TIME IN	TIME OUT	TIME IN	TIME OUT
	George Alvarado	73.2738	AAR	1:00	4:45		
	David Dietz	70.1692	}	1:00	4:47		
	Evert Zeledon	45.4693		1:00	4:48		
	Wilmer Lopez	45.4693		1:00	4:48		
	Jae Villaverde	18.9577		1:00	4:45		
	Jose Garcia	17.6420		1:00	4:47		
	Christopina Chavez	46.9729		1:00	4:47		
	Hildebrando Herrera	20.6247		1:00	4:47		

APPENDIX G

AAR INCORPORATED

925 US 183 North - Liberty Hill, TX 78642
512) 778-6600 - Fax 512) 778-6615

SIGN IN / OUT CONTAINMENT LOG

DATE: 9-23-21 SUPERINTENDENT: _____
 PROJECT: ABIA South campus abatement JOB No.: 214175

SIGNATURE	PRINTED NAME	EMPLOYEE NO #	EMPLOYER	TIME IN	TIME OUT	TIME IN	TIME OUT
	George Abreido	73-2738	AAR	7:15	11:50	1:00	4:45
	Donel Dietz	70-1692	}	7:15	11:52	1:00	4:47
	Ever + Zeledon	45-4693		7:15	11:54	1:00	4:48
	Wilmer Lopez	45-4693		7:15	11:52	1:00	4:48
	Joe Villanueva	18-9577		7:15	11:54	1:00	4:47
	Jose Garcia	17-6420		7:15	11:54	1:00	4:44
	Christopher Chavez	46-9729		7:15	11:52	1:00	4:48
	Hildebrando Herrera	20-6247		7:15	11:54	1:00	4:47

AAR INCORPORATED

925 US 183 North - Liberty Hill, TX 78642
 512) 778-6800 - Fax 512) 778-6815

SIGN IN / OUT CONTAINMENT LOG

DATE: 9.24.21

SUPERINTENDENT: _____

PROJECT: ABIA South Campus Abatement

JOB No.: 214175

SIGNATURE	PRINTED NAME	EMPLOYEE NO #	EMPLOYER	TIME IN	TIME OUT	TIME IN	TIME OUT
	George Abandon	73.2738	AAR	7:15	11:50	1:00	4:40
	Daniel Dietz	70.1692	}	7:15	11:55	1:00	4:40
	Evert Zeledon	45.4693		7:15	11:52	1:00	4:40
	Wilmer Lopez	45.4693		7:15	11:52	1:00	4:40
	JAR Villaverde	18.9577		7:15	11:54	1:00	4:40
	Jose Garcia	17.6420		7:15	11:54	1:00	4:40
	Christopher Chavez	46.9729		9:15	11:52	1:00	6:40
	Hildebrando Herrera	20.6247		7:15	11:54	1:00	6:40

AAR INCORPORATED

925 US 183 North - Liberty Hill, TX 78642
 512) 778-6800 - Fax 512) 778-6815

SIGN IN / OUT CONTAINMENT LOG

DATE: 9.27.21

SUPERINTENDENT:

PROJECT: ABIA South Campus abatement

JOB No.: 211175

SIGNATURE	PRINTED NAME	EMPLOYEE No #	EMPLOYER	TIME IN	TIME OUT	TIME IN	TIME OUT
	George Abrescan	73-2738	AAR	7:15	9:20		
	Daniel Ortiz	70-1692		7:15	9:20		
	Everett Zeledon	45-4693		7:15	9:20		
	Wilmer Lopez	45-4693		7:20	9:20		
	Joe Villaverde	18-9577		-			
	Jose Garcia	17-6420		7:20	9:20		
	Christopher Chavez	46-9729		-			
	Hilibrando Herrera	20-6247		7:15	9:20		
	Miguel Alonso	88-6378		7:15	9:20		

APPENDIX G

AAR INCORPORATED

925 US 183 North - Liberty Hill, TX 78642
512) 778-6800 - Fax 512) 778-6815

SIGN IN / OUT CONTAINMENT LOG

DATE: 9-28-21

SUPERINTENDENT: _____

PROJECT: ABIA South Campus Containment

JOB No.: 214175

SIGNATURE	PRINTED NAME	EMPLOYEE NO #	EMPLOYER	TIME IN	TIME OUT	TIME IN	TIME OUT
	George Abandano	73-2738	AAR	7:15	11:42	1:00	4:40
	Daniel Dietz	70-1692	}	7:15	11:49	1:00	4:44
	Ever + Zeledon	45-4693		7:15	11:50	1:00	4:47
	Wilmer Lopez	45-4693		7:15	11:50	1:00	3:39
	Joe Villaverde	18-9577		9:00	11:50	1:00	3:30
	Jose Garcia	17-6420		7:15	11:47	1:00	2:47
	Christina Chavez	46-9729		-			
	Hildebrando Herrera	20-6247		7:15	11:47	1:00	4:47
	Maisys Alonso	38-6378		7:15	11:47	1:00	4:50

APPENDIX G

AAR INCORPORATED

925 US 183 North - Liberty Hill, TX 78642
512) 778-6800 - Fax 512) 778-6815

SIGN IN / OUT CONTAINMENT LOG

DATE: 9.29.21

SUPERINTENDENT: _____

PROJECT: ABIA South Campus Abatement

JOB No.: 214175

SIGNATURE	PRINTED NAME	EMPLOYEE No #	EMPLOYER	TIME IN	TIME OUT	TIME IN	TIME OUT
	George Abandano	73.2738	AAR	7:15	11:45	1:00	4:47
	Donel Dietz	70.1692	}	7:15	11:47	1:00	4:48
	Ever + Zeledon	45.4693		7:15	11:41	1:00	4:50
	Wilmer Lopez	45.4693		7:15	11:49	1:00	4:47
	Jay Villaverde	18.9577		9:00	11:52	1:00	4:48
	José Garcia	17.6429		7:15	11:54	1:00	4:47
	Christopher Chavez	46.9729		9:00	11:54	1:00	4:48
	Hildebrando Herrera	20.6247		7:15	11:47	1:00	4:50
	Maries Alonso	38.6378		7:15	11:49	1:00	4:49

AAR INCORPORATED

925 US 183 North -- Liberty Hill, TX 78642
 512) 778-6800 -- Fax 512) 778-6815

SIGN IN / OUT CONTAINMENT LOG

DATE: 9.30.21

SUPERINTENDENT: _____

PROJECT: ASIA South Campus Abatement

JOB No.: 214175

APPENDIX G

SIGNATURE	PRINTED NAME	EMPLOYEE NO #	EMPLOYER	TIME IN	TIME OUT	TIME IN	TIME OUT
	George Amadoro	73.2738	AAR	7:10	11:54	1:00	4:45
	Daniel Diaz	70.1692		7:15	11:57	1:00	4:47
	Evert Zeledon	45.4693		7:15	11:54	1:00	4:45
	Wilmer Lopez	45.4693		7:15	11:51	1:00	4:47
	Jane Villaverde	18.9577		9:00	11:54	1:00	4:15
	Jose Garcia	17.6429		7:15	11:52	1:00	4:17
	Christopher Chavez	46.9729		9:00	11:54	1:00	4:17
	Hildebrando Herrera	20.6247		7:15	11:51	1:00	4:15
	Maiques Alonso	88.6378		7:15	11:50	1:00	4:17

AAR INCORPORATED

925 US 183 North - Liberty Hill, TX 78642
512) 778-6800 - Fax 512) 778-6815

SIGN IN / OUT CONTAINMENT LOG

DATE: 10.1.21 SUPERINTENDENT: _____
PROJECT: ABIA SAME complex containment JOB No.: 214175

SIGNATURE	PRINTED NAME	EMPLOYEE No #	EMPLOYER	TIME IN	TIME OUT	TIME IN	TIME OUT
	George Abernethy	73.2738	AAR	7:15	8:20		
	Donel Diaz	70.1692	AAR	7:15	8:20		
	Evert Zeledon	45.4693		7:15	8:20		
	Wilmer Lopez	45.4693		7:20	8:20		
	Joe Villaverde	18.9577		-	-		
	Jose Garcia	17.6429		-	-		
	Christopher Chavez	46.9729		-	-		
	Hildebrando Herrera	20.6247		7:15	8:20		
	Moises Anonso	88.6378		7:10	8:20		
	!						

AAR INCORPORATED

925 US 183 North - Liberty Hill, Tx 78642
512) 778-6800 - Fax 512) 778-6815

SIGN IN / OUT CONTAINMENT LOG

DATE: 10.4.21 SUPERINTENDENT: _____

PROJECT: ABIA South campus containment JOB No.: 214175

SIGNATURE	PRINTED NAME	EMPLOYEE No #	EMPLOYER	TIME IN	TIME OUT	TIME IN	TIME OUT
	George Amadoro	73.2738	AAR	8:40	12	1:	7:47
	Daniel Dietz	70.1692	}	8:40	12:	1	4:47
	Evert Zeledon	45.4693		8:40	12	1	4:47
	Wilmer Lopez	45.4693		8:40	12	1	4:45
	Joe Villanueva	18.9577		-			
	Jose Garcia	17.6429		8:40	12	1	4:48
	Christopher Chavez	86.9729		-			
	Hildebrando Herrera	20.6247		8:40	12	1	4:47
	Mariesa Alonso	88.6373		8:40	12	1	4:48

APPENDIX G

AAR INCORPORATED

925 US 183 North - Liberty Hill, Tx 78642
512) 778-6800 - Fax 512) 778-6815

SIGN IN / OUT CONTAINMENT LOG

DATE: 10-5-2021 SUPERINTENDENT: _____

PROJECT: ABIA South campus abatement JOB No.: 214175

SIGNATURE	PRINTED NAME	EMPLOYEE No #	EMPLOYER	TIME IN	TIME OUT	TIME IN	TIME OUT
	George Amadoro	73.2738	AAR	7:10	12:50	1:00	4:40
	Daniel Dietz	70.1692	}	7:10	12:00	1:00	4:40
	Ever + Zedon	45.4693		7:10	12:00	1	4:40
	Wilmer Lopez	45.4693		7:10	12:00	1	4:47
	Joe Villaverde	18.9577		9:00	12:00	1	4:45
	Jose Garcia	17.6429		7:00	12:00	1	4:45
	Christopina Chavez	46.9729		9:00	12:00	1	4:48
	Hildebrando Herrera	20.6247		7:00	12:00	1	4:47
	MARISES OLAMSA	88.6378		7:00	12:00	1	4:40

AAR INCORPORATED

925 US 183 North -- Liberty Hill, Tx 78642
512) 778-6800 -- Fax 512) 778-6815

SIGN IN / OUT CONTAINMENT LOG

DATE: 10.6.21 SUPERINTENDENT: _____

PROJECT: ASIA Santa Campus Containment JOB No.: 214175

SIGNATURE	PRINTED NAME	EMPLOYEE No.#	EMPLOYER	TIME IN	TIME OUT	TIME IN	TIME OUT
	George Abertano	73.2738	AAR	9:00	12:00	1:	4:20
	Donel Dietz	70.1692	}	9:00	12:00	1	4:20
	Evert Zeledon	45.4693		9:00	12:00	1	4:20
	Wilmer Lopez	45.4693		9:00	12:00	1	4:20
	Joe Villaverde	18.9577		9:00	12:00	1	4:20
	Jose Garcia	17.6420		9:00	12:00	1	4:20
	Christophe Chavez	46.9729		9:00	12:00	1	4:20
	Hildebrando Herrera	20.6247		9:00	12:00	1	4:20
	Moises Clonoso	38.6378		9:00	12:00	1	4:20

APPENDIX G

AAR INCORPORATED

925 US 183 North -- Liberty Hill, TX 78642
512) 778-6800 -- Fax: 512) 778-6815

SIGN IN / OUT CONTAINMENT LOG

DATE: 10.7.21 SUPERINTENDENT: _____

PROJECT: ABIA South Campus Containment JOB No.: 214175

SIGNATURE	PRINTED NAME	EMPLOYEE NO #	EMPLOYER	TIME IN	TIME OUT	TIME IN	TIME OUT
	George Amadoro	73.2738	AAR	7:10	11:40	1:00	4:40
	Daniel Dietz	70.1692	}	7:10	11:45	1:00	4:40
	Ever + Zeledon	45.4693		7:10	11:47	1:00	4:44
	Wilmer Lopez	45.4693		7:10	11:50	1:00	4:45
	Joe Villaverde	18.9577		9:00	11:51	1:00	4:47
	Jose Garcia	17.6429		7:10	11:52	1:00	4:50
	Christygnie Chavez	46.9729		9:00	11:50	1:00	4:50
	Hildebrando Herrera	20.6247		9:00	11:54	1:00	4:50
	Maries Alonso	33.6373	7:10	11:54	1:00	4:50	

AAR INCORPORATED

525 US 183 North - Liberty Hill, Tx 78642
512) 778-6800 ~ Fax 512) 778-6813

SIGN IN / OUT CONTAINMENT LOG
Westrop

DATE: 10.2.21 SUPERINTENDENT: _____

PROJECT: ABIA South campus development JOB No.: 214175

SIGNATURE	PRINTED NAME	EMPLOYEE NO #	EMPLOYER	TIME IN	TIME OUT	TIME IN	TIME OUT	
	George Amadoro	73.2738	AAR	7:10	12:00			
	Daniel Dietz	70.1692	}	7:10	12:00			
	Evert Zeledon	45.4693		7:10	12:00			
	Wilmer Lopez	45.4693		7:10	12:00			
	Joe Villanueva	18.9577		9:00	12:00			
	José Garcia	17.6429		7:10	12:00			
	Christopher Chavez	469729		9:00	12:00			
	Hildebrando Herrera	20.6247		7:10	12:00			
	Maisel Anaso	88.6378		7:10	12:00			