



# AQUATIC MASTER PLAN

Your input on the Aquatic Master Plan will help a skillful team of aquatic industry leaders and COA staff develop a vision for the next 20 years for the City of Austin aquatic facilities. The Aquatic Master Plan will help the City of Austin Parks and Recreation Department determine how to manage aging pool facilities. It will also serve as a guide to determine future locations of aquatic facilities to better serve the growing Austin population.

THE FINAL AQUATIC MASTER PLAN WILL BE DIVIDED INTO SECTIONS AND ADDRESS TOPICS SUCH AS:

- **VISION, GOALS, AND OBJECTIVES**
- **ANALYSIS AND RECOMMENDATIONS**  
Related to projects, programs, use agreements, partnerships, operations, sustainability, Best Management Practices, potential revenue generation, proposed facility improvements, personnel policies.
- **ACTION PLAN**  
Funding sources and possible implementation steps.



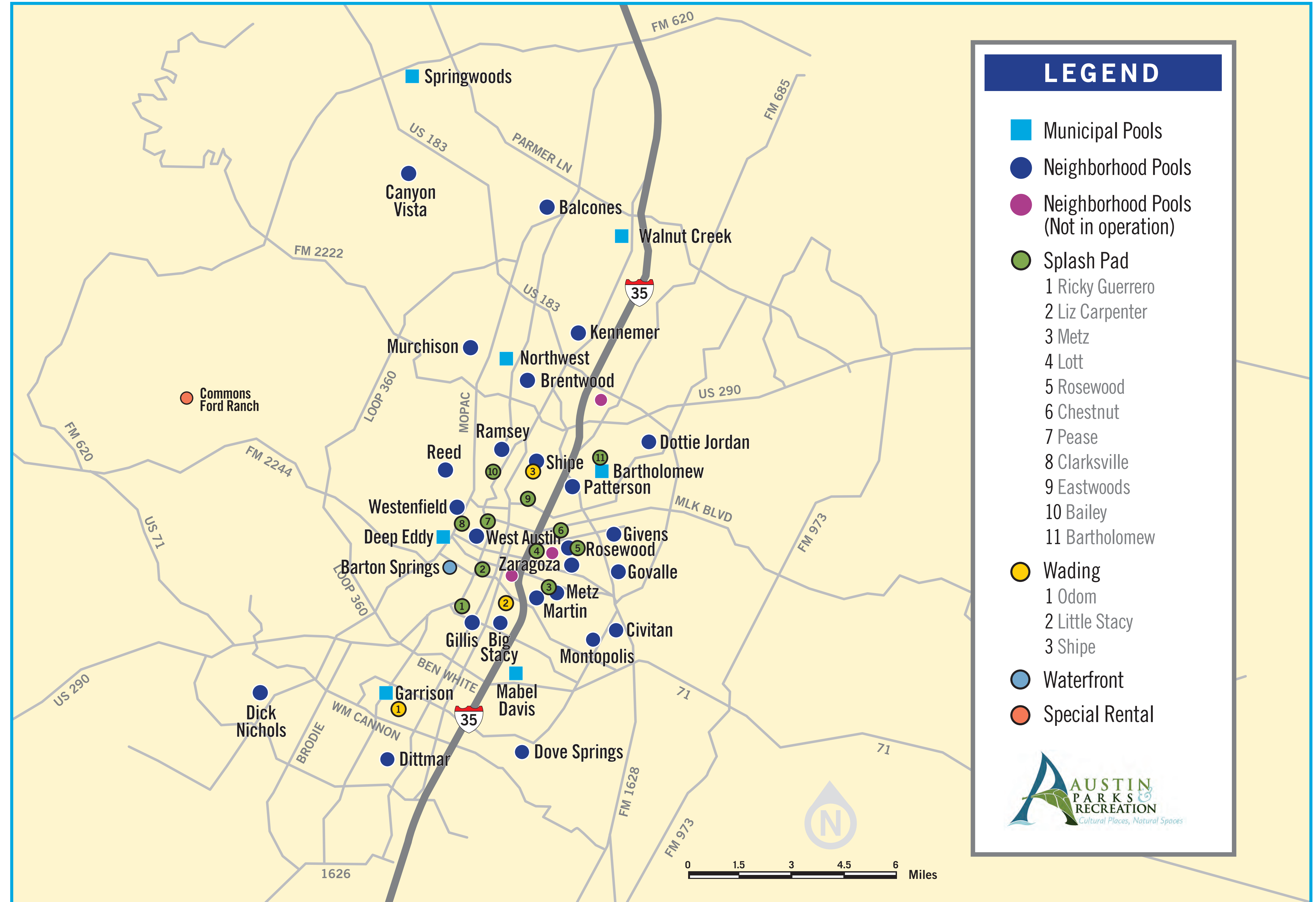




# FACILITY LOCATIONS

The City of Austin has 51 public aquatic facilities which include 7 municipal pools, 28 neighborhood pools, 3 wading pools, 11 splash pads, 1 rental facility at Commons Ford Ranch, and Barton Springs Pool

More than 1 million people use and enjoy these swimming facilities.







# AUSTIN AQUATIC HISTORY

Aging pools, population growth, and funding pressures make strategic and sustainable planning a necessity. Most of the facilities were built between 1927 and 1990.

Since then, advancements in technology, materials, and science; changes in public health and safety guidelines; and updates to building codes and environmental standards have occurred.

## TYPES OF AQUATIC FACILITIES IN AUSTIN

- **MUNICIPAL POOLS**
  - Users are charged a fee
  - Larger with more features than free Neighborhood Pools
  - Typically offer swim lessons and swim teams
  - Include bathhouses
  - May be open for extended swim seasons
- **NEIGHBORHOOD POOLS**
  - Free to the public
  - Smaller pools with fewer features and a maximum length of 25 meters
  - May have bathhouses at the pool or restrooms nearby in the park
  - Some offer swim teams and swim lessons
- **WADING POOLS**
  - Shallow pools for toddlers (less than 2')
- **SPLASH PADS**
  - Water play areas with spray features and no standing water



Deep Eddy Pool



Barton Springs Pool







## POOL ISSUES SUMMARY

# NEEDS ASSESSMENT

The physical conditions of the facilities affect the pool and water play experience. The following have to be considered when factoring in the costs of repairing existing pools and building new aquatic facilities.

- Pool and filtration system condition
- Parking lot and site conditions
- Bathhouses
- Restrooms
- Pump rooms
- Access to public transportation
- Historical aspects
- Access to shade
- Accessibility



Issue	Balcones	Brentwood	Canyon Vista	Civilian	Commons Ford	Dick Nichols	Dittmer	Dottie Jordan	Dove Springs	Garrison	Gills	Givens	Govalle	Kealing	Kennemer	Mabel Davis	Martin	Meitz	Montopolis	Murchison	Northwest	Odom	Palm	Parque Zaragoza	Patterson	Ramsey	Reed	Rosewood	Shipe	Shipe Wading	Spring Woods	Stacy	Stacy Wading Po	St. John	Walnut Creek	West Austin	
<b>Architecture</b>	3	3	1	2	2	2	2	1	4	4	3	4	3	1	2	4	4	1	3	1	1	1	1	3	4	2	1	1	1	3	4	2	1	4	2	1	
Roof needs replacement																																					
Rusting doors/windows	x	x																																			
ADA deficiencies	x	x																																			
Paint	x																																				
Cracking walls																																					
Restrooms Outside Fence																																					
Restrooms in Park (Bold, no restroom at all)																																					
<b>Site</b>	2	4	2	3	1	1	1	2	4	1	5	2	3	2	3	3	3	2	3	2	3	1	2	3	4	3	3	2	2	2	1	3	3	3	1	2	
ADA Access	x	x	x	x	x																																
Pergolas / shade shelters issues	x	x	x	x																																	
Drainage issues	x	x																																			
Site Furnishings																																					
Fencing																																					
No parking																																					
Parking Lot Deteriorating																																					
<b>Pool</b>	4	8	6	9	4	2	5	5	7	8	7	15	10	11	6	9	7	3	9	8	12	5	7	9	9	5	7	3	10	4	4	6	3	6	4	1	
Pool deck cracking/uneven	x	x																																			
Deck joints poor	x	x																																			
Coping cracked/missing	x																																				
Warning/pool depth markers	x	x	x	x	x																																
Paint flaking / Tiles missing	x																																				
Structural Wall Issues																																					
Pool Leaks																																					
Piping / Valves at End of Life																																					
Gutter to Waste																																					
Gutter Grating needs replacement																																					
Controller																																					
Flow Meter / Pressure Gauges	x	x	x	x	x	x	x	x	x	x	x	x	x	x	x	x	x	x	x	x	x	x	x	x	x	x	x	x	x	x	x	x	x	x	x	x	
Needs Backwash Holding Tank	x	x	x	x	x	x	x	x	x	x	x	x	x	x	x	x	x	x	x	x	x	x	x	x	x	x	x	x	x	x	x	x	x	x	x	x	
Wading Pool Needs Separate Filtration	x	x	x	x	x	x	x	x	x	x	x	x	x	x	x	x	x	x	x	x	x	x	x	x	x	x	x	x	x	x	x	x	x	x	x	x	
VGB																																					
ADA Access (w for wading pool only)	w			w						w		w										w			w		w										
<b>MEP</b>	7	3	2	1	3	7	6	4	6	3	1	7	3	3	5	4	4	4	6	6	7			1	6	5	3	5	3	3	3	3	1	8	3	3	
Piping rusted/damaged																																					
Faucets not metered																																					
Non-functional faucets/showers																																					
Leaking fixtures																																					
Drinking fountains not functional																																					
Vent piping blocked																																					
Poor flush valves, faucets, hardware																																					
No hot water / not working																																					
Exhaust fans poor																																					
Pump room has poor ventilation																																					
Pump disconnects too high																																					
Corroded electric panels / switches	x	x	x		x	x	x	x	x	x	x	x	x	x	x	x	x	x	x	x	x	x	x	x	x	x	x	x	x	x	x	x	x	x	x	x	
No GFIC or GFCI near water	x																																				
Lighting needs relamped																																					
Panel access blocked																																					
Unit heater in pump room on ground																																					
Rusting pump controls																																					
Violations of NEC																																					
<b>Structural</b>	2																																				
Bath House	x																																				
Pump Room	x																																				
Pool																																					
Pool Area, Deck																																					
Other Issues (Shade, Benches)																																					
<b>Total Issues</b>	18	18	11	15	10	12	16	12	22	18	18	33	20	17	18	22	17	10	22	18	26	7	10	14	25	18	15	11	19	10	8	16	9	23	10	9	







# WHAT WE KNOW

In 2014, the COA conducted a Needs Assessment to better understand the conditions of the existing facilities and the types of pools and aquatic facilities Austinites want to see in their communities.

In April 2015, PARD initiated the SWIM 512 Engagement process to assess residents' desires related to aquatic improvements and programming. The purpose of this project was to gather community feedback and ensure Austinites were informed of both the current and future plans for the City's aquatic facilities.

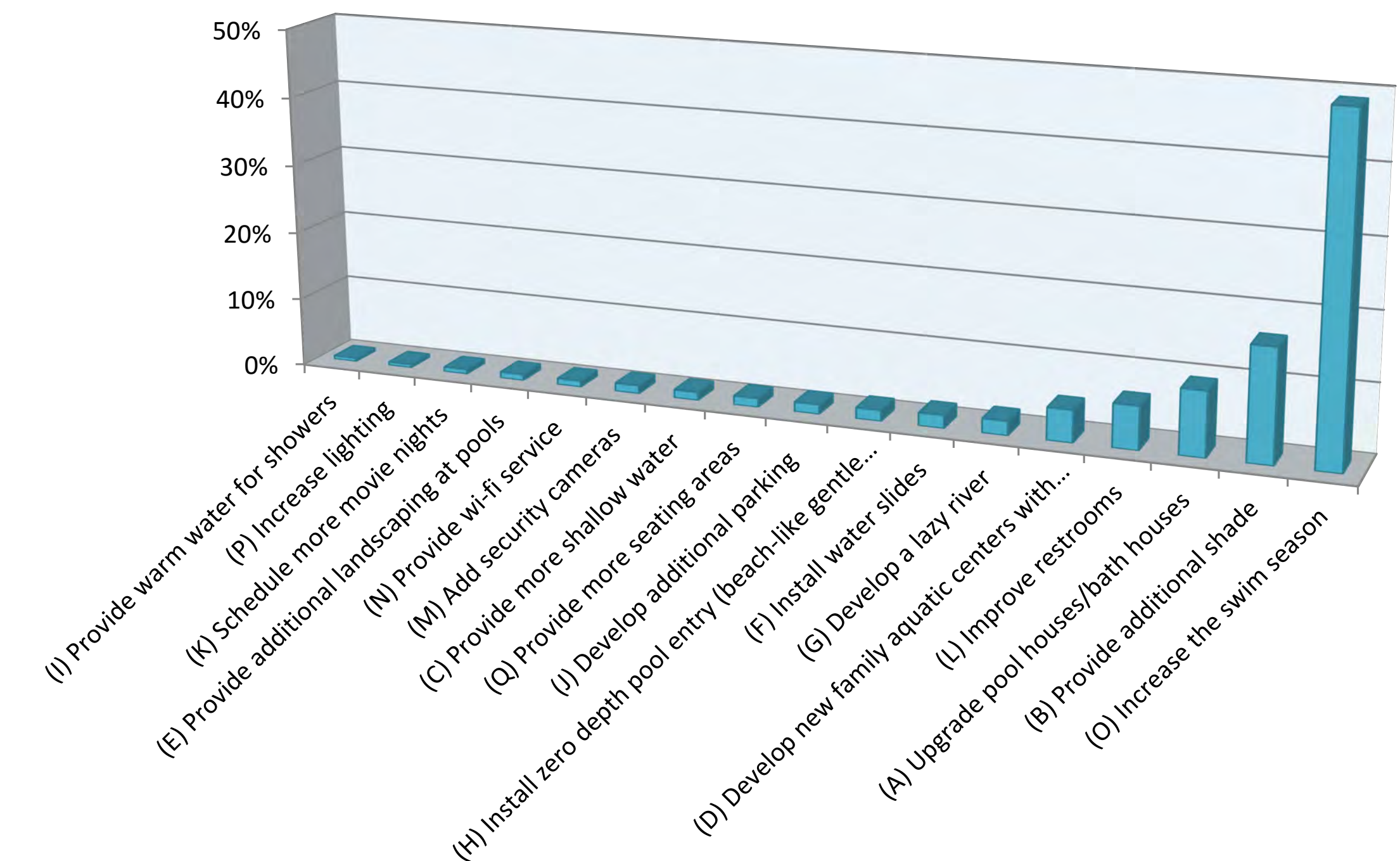


**MORE THAN 1,000 CITIZENS, INCLUDING ADULTS AND YOUTH, TOLD US THEY WOULD LIKE TO:**

- KEEP POOLS OPEN AND AFFORDABLE
- INCREASE HOURS AND SWIM SEASON
- IMPROVE RESTROOMS, BATHHOUSES, SHADE, AND SEATING AREAS

**THE PUBLIC INPUT RECEIVED LED TO THE DETERMINATION THAT ALL POOLS SHOULD HAVE THE FOLLOWING 5 CRITICAL ELEMENTS:**

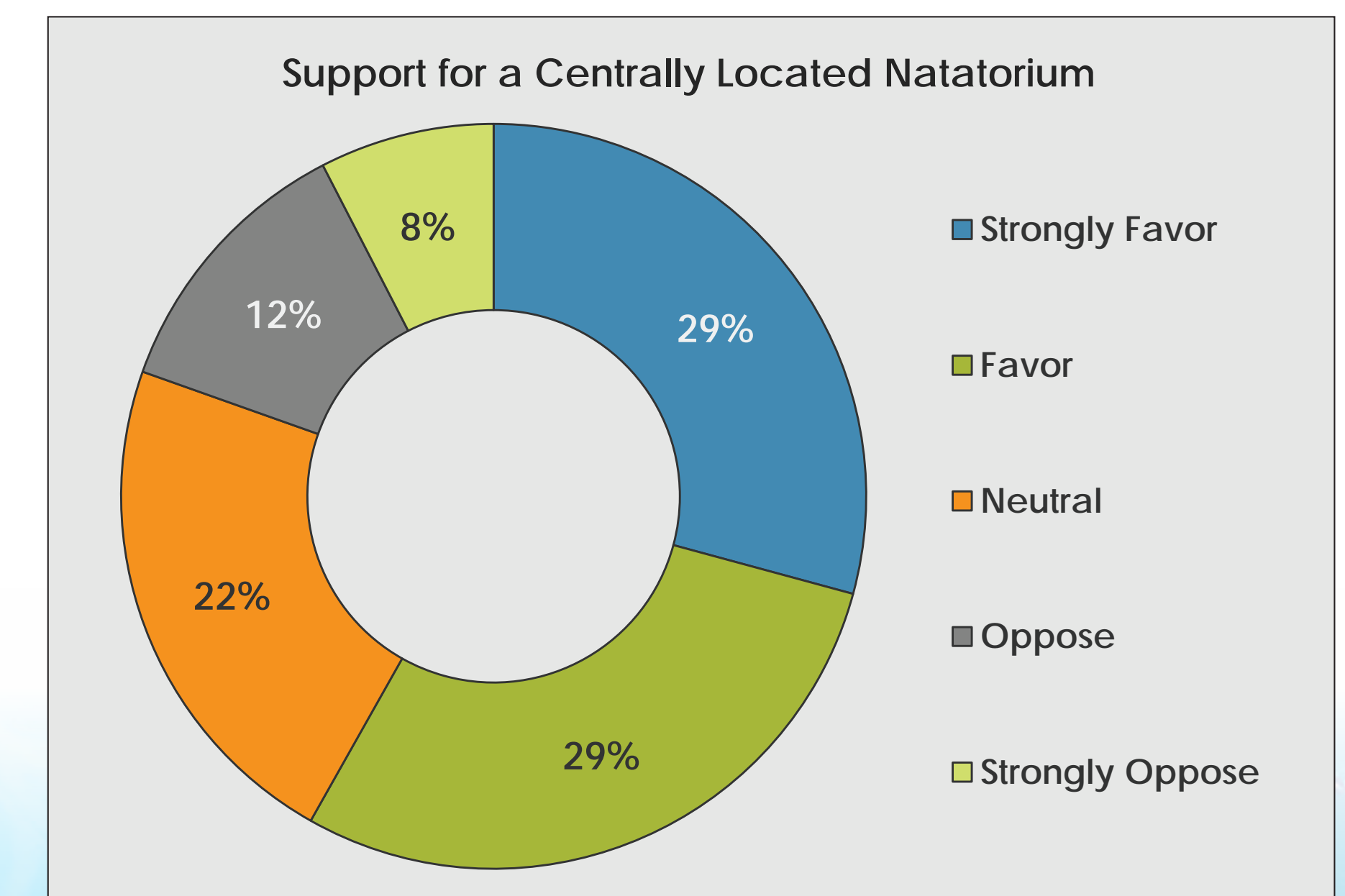
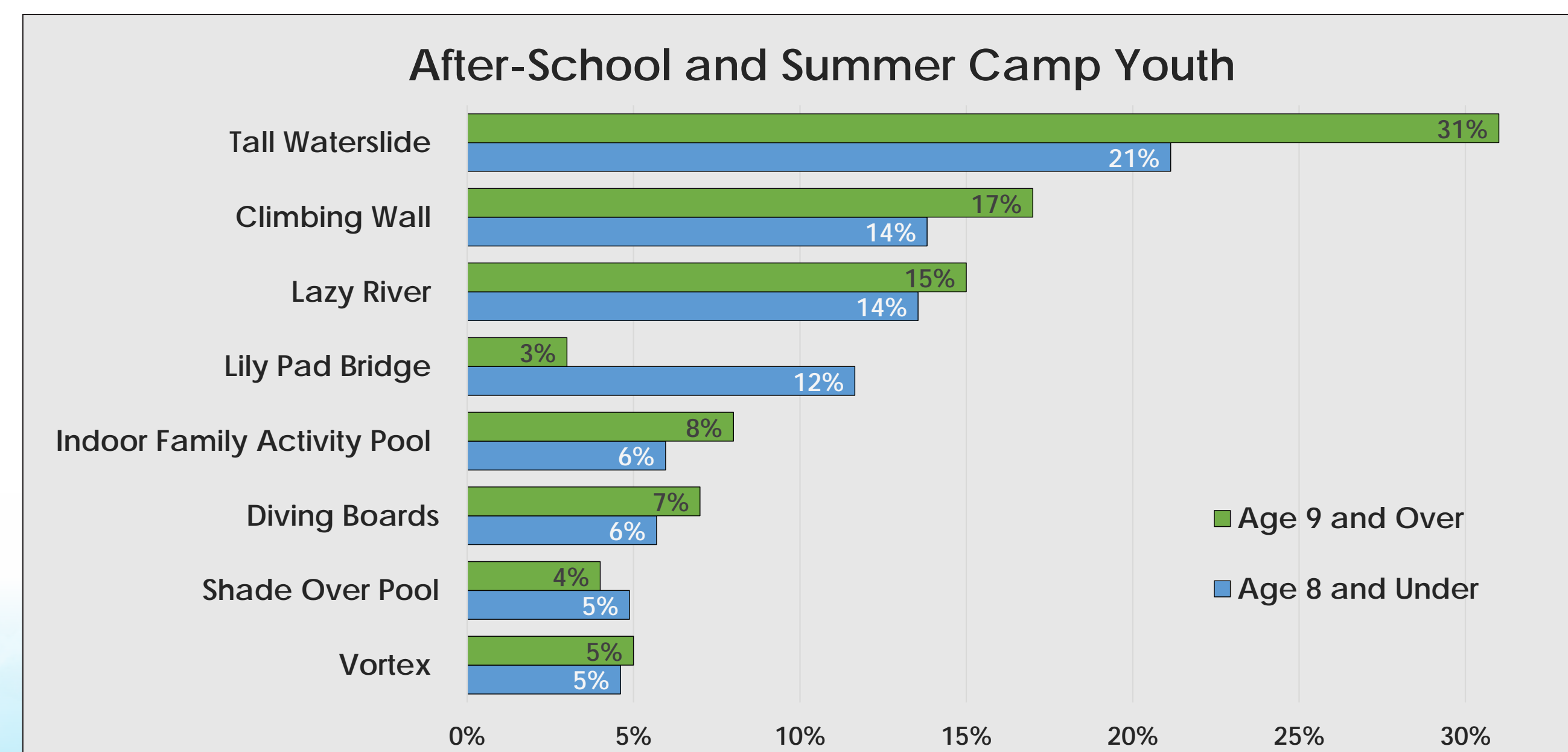
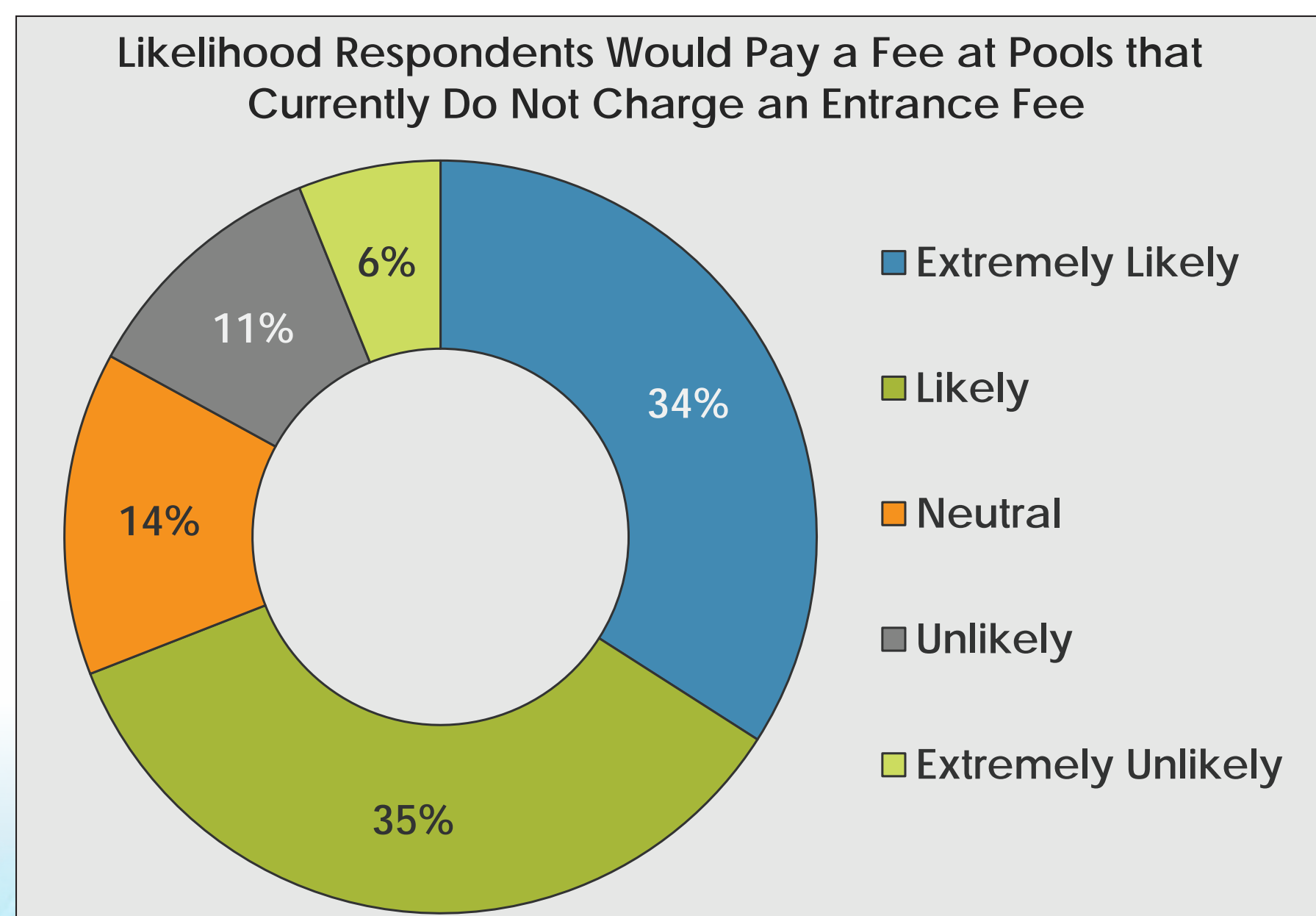
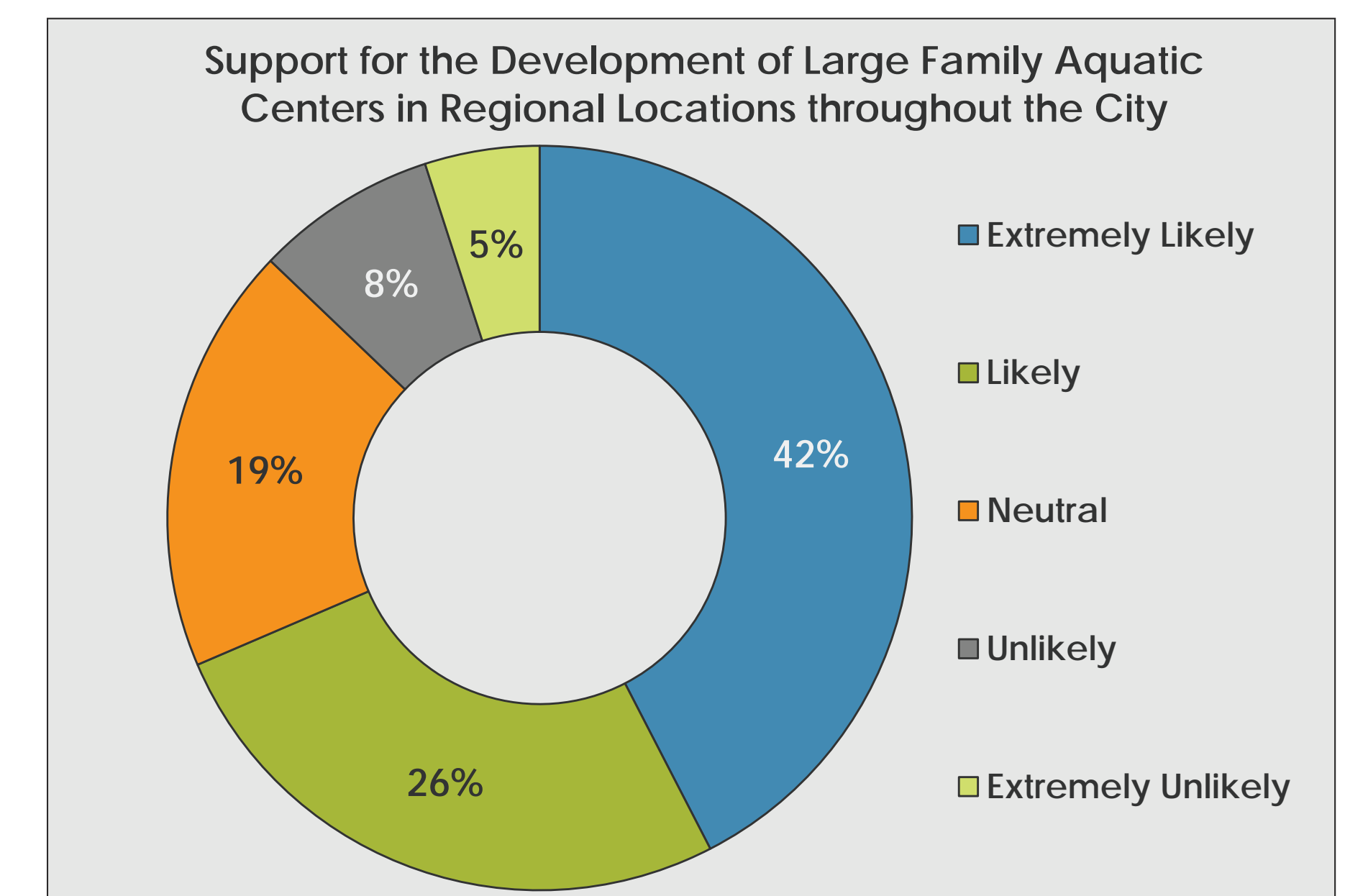
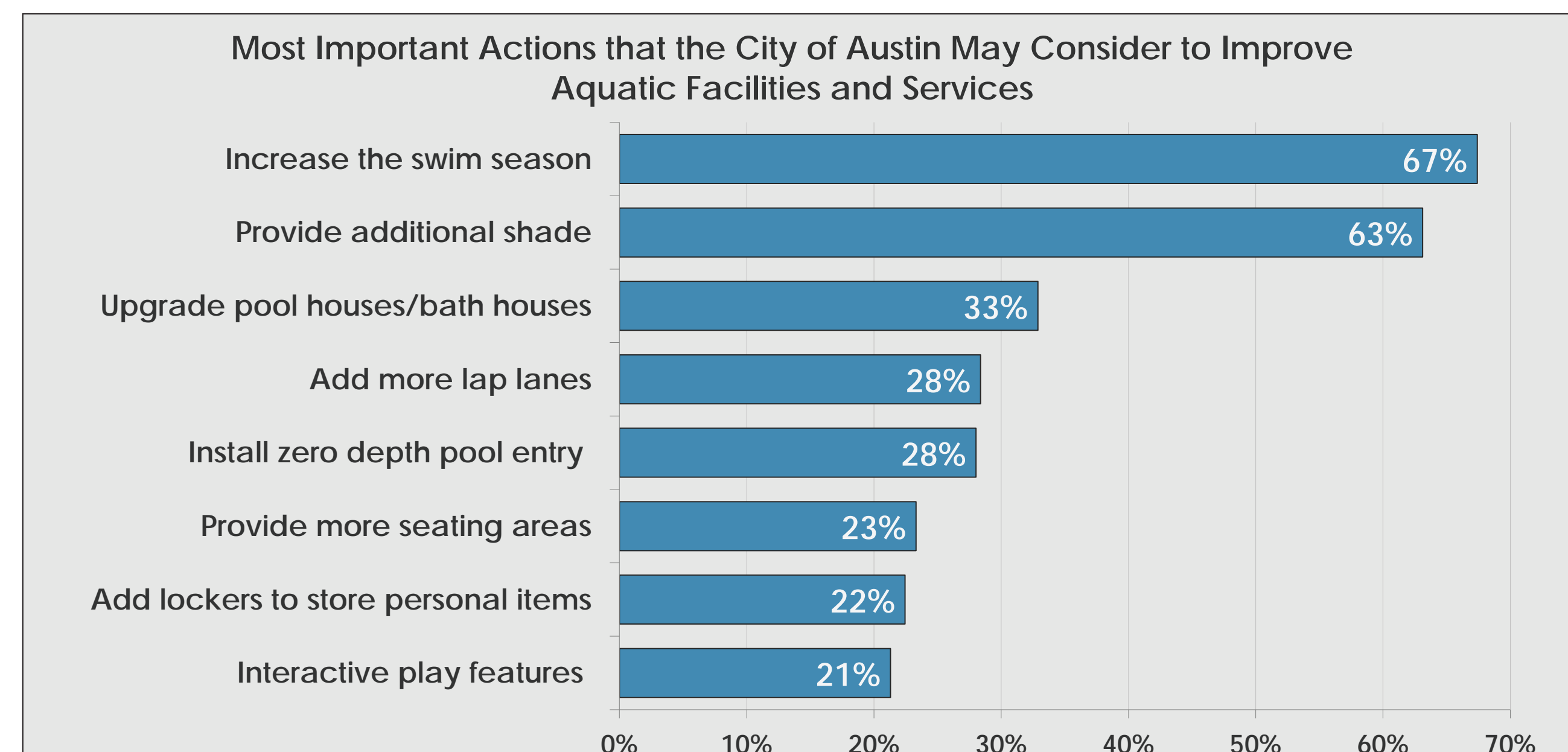
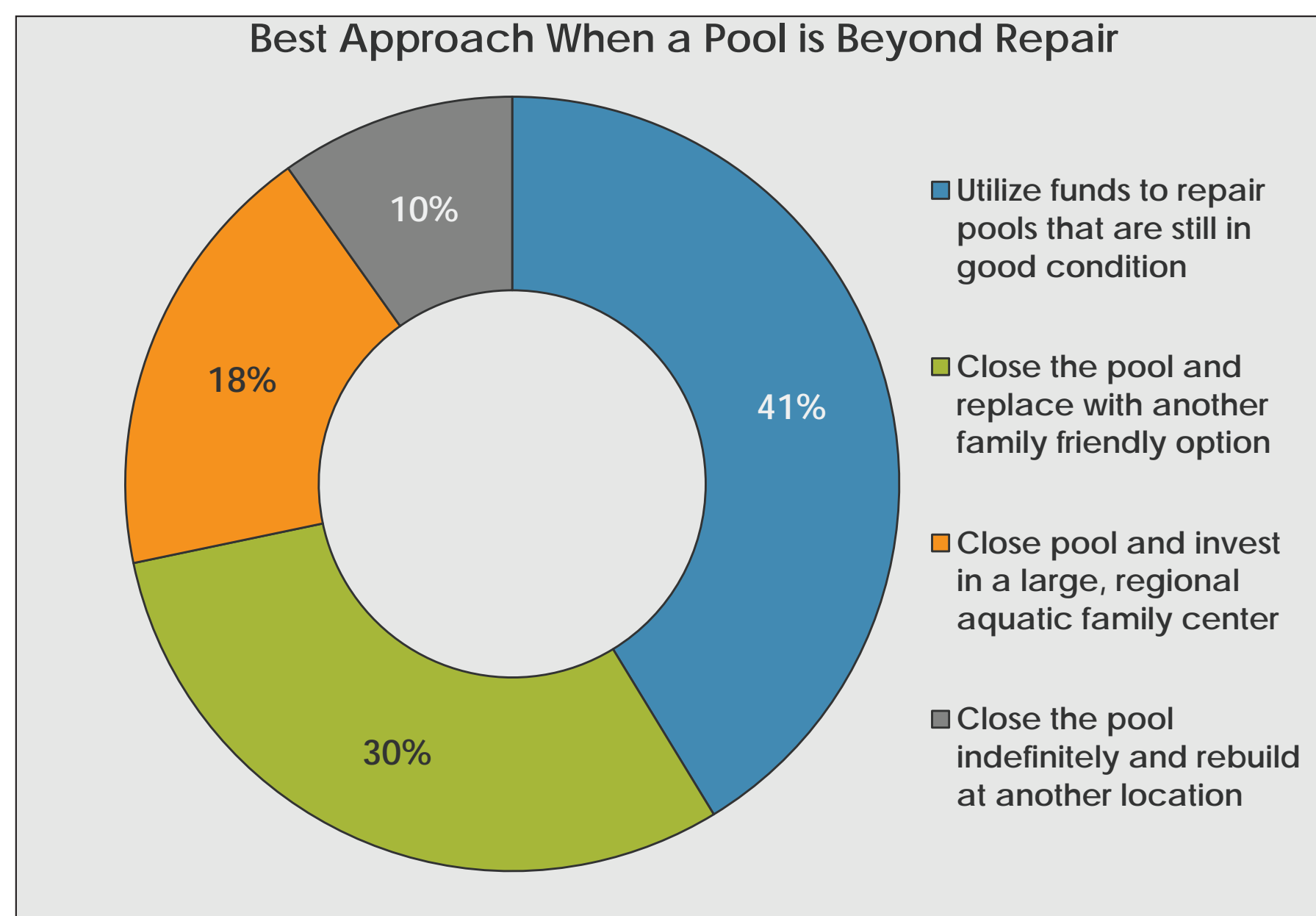
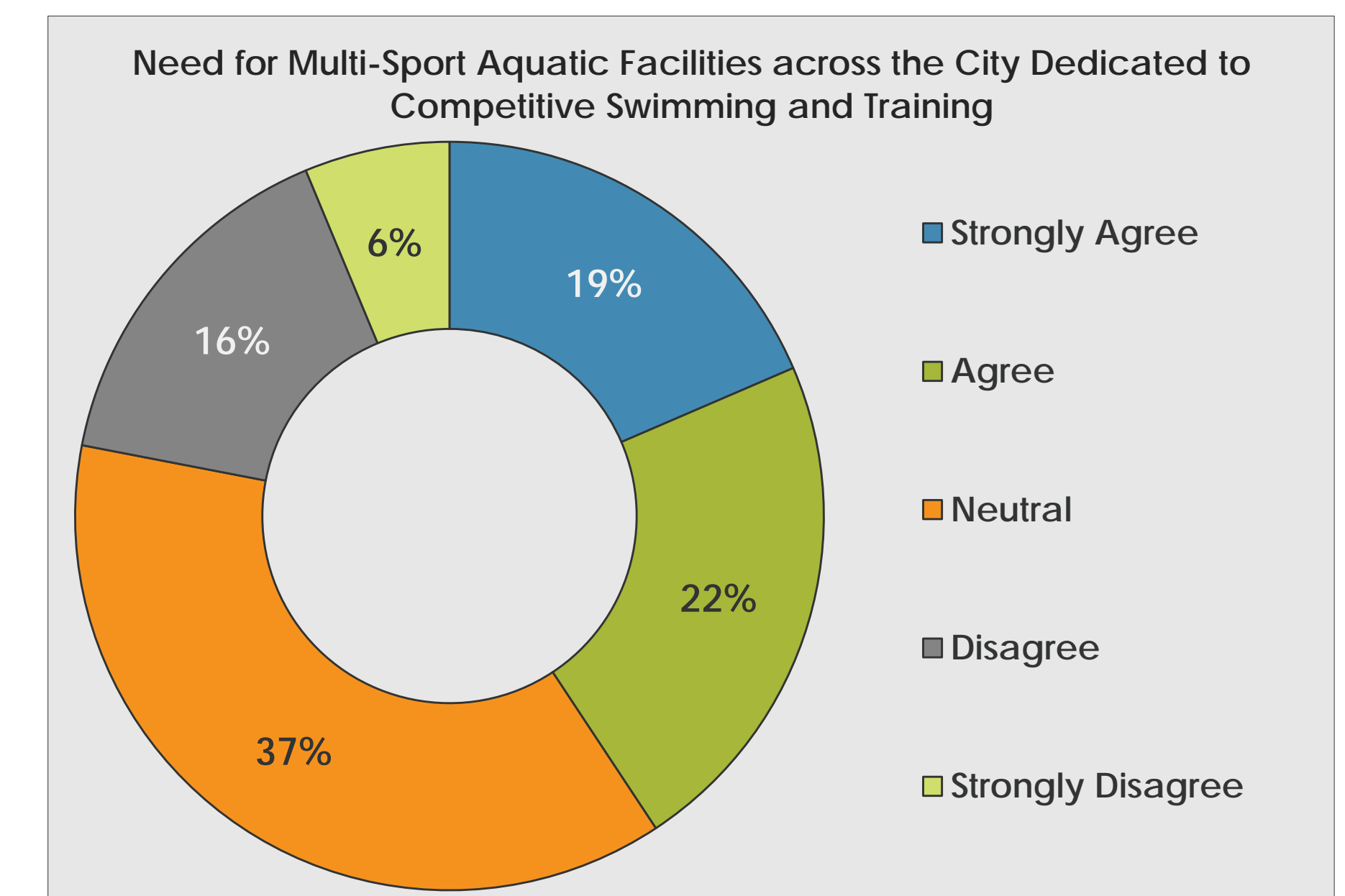
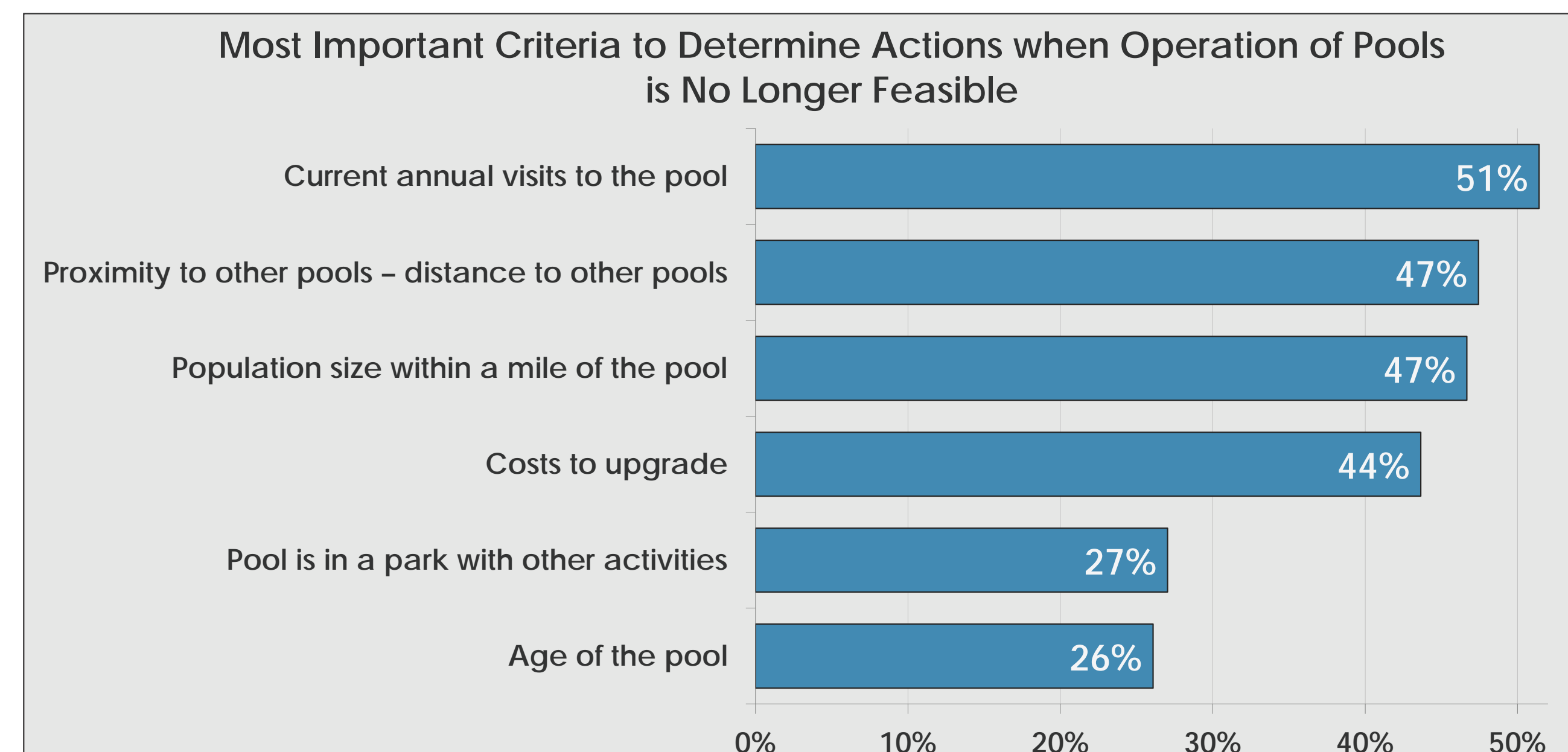
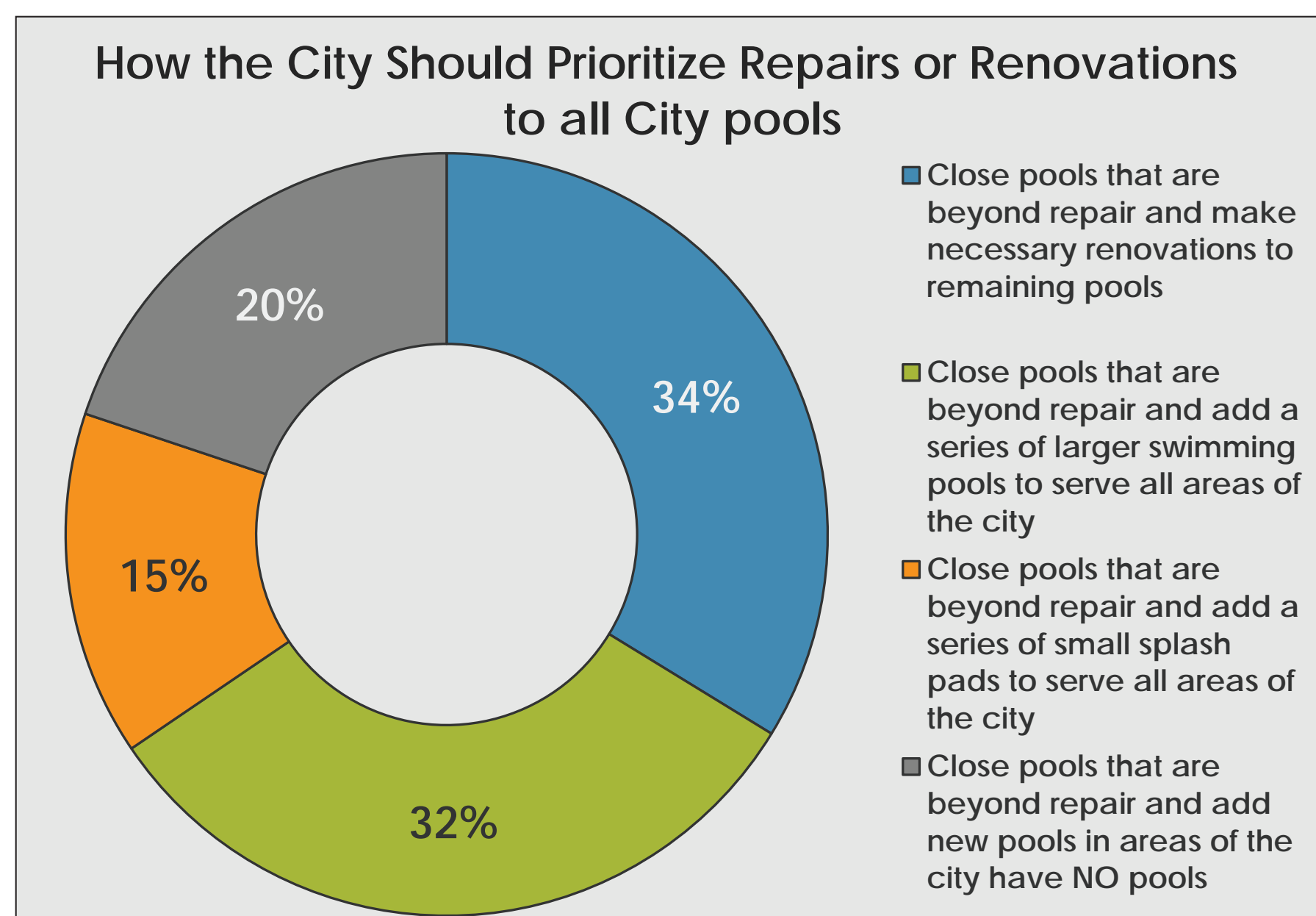
- BATHHOUSE
- ACTIVITY POOL
- LAP POOL
- SHADE
- DECK SPACE







# PUBLIC INPUT







# ATTENDANCE AND COSTS

## ANNUAL OPERATING COSTS

	Average	High	Low
Municipal Pools	\$135,588	\$221,000	\$114,000
Neighborhood Pools	\$63,987	\$158,000	\$24,000
Wading Pools	\$8,467	\$11,700	\$6,600
Splash Pads	\$3,034	\$9,200	\$1,600

## 2017 OPERATING BUDGET

Category	Operating Budget
Public Pools	\$3,201,845
Maintenance/Operations	\$2,169,112
Instructional Swim	\$240,273
Administration	\$753,944
<b>Total</b>	<b>\$6,365,174*</b>

## COST PER PARTICIPANT

	Average	High	Low
Municipal Pools	\$4.72	\$10.80	\$1.65
Neighborhood Pools	\$4.16	\$9.13	\$1.57
Wading Pools	\$1.93	\$2.40	\$1.47

## BY POOL

Pool Name	Annual Attendance	Cost Per Participant
<b>Municipal Pools</b>		
Bartholomew	31,954	\$2.07
Deep Eddy	151,388	\$1.65
Garrison	26,090	\$4.48
Mabel Davis	12,451	\$10.80
Northwest	55,509	\$3.73
Springwoods	N/A	N/A
Walnut Creek	20,766	\$5.57
<b>Neighborhood Pools</b>		
Balcones	20,293	\$3.10
Big Stacy	66,854	\$2.28
Brentwood	12,442	\$2.41
Canyon Vista	10,849	\$2.50
Civitan	4,262	\$7.80
Dick Nichols	56,191	\$2.15
Dittmar	31,029	\$2.79
Dottie Jordan	16,839	\$4.02
Dove Springs	29,149	\$3.14
Gillis	5,115	\$4.12
Givens	12,025	\$6.29
Govalle	7,709	\$4.96
Kealing	Closed	Closed
Kennemer	7,950	\$3.09
Martin	11,812	\$2.99
Metz	17,376	\$6.02
Montopolis	8,455	\$4.15
Murchison	10,154	\$3.92
Palm	Closed	Closed
Parque Zaragoza	6,813	\$9.13
Patterson	9,027	\$5.05
Ramsey	20,107	\$1.57
Reed	12,112	\$4.62
Rosewood	14,023	\$1.90
Shipe	16,865	\$3.77
St. John's	Closed	Closed
West Austin	2,568	\$3.61
Westenfield	20,675	\$2.75
<b>Wading Pools</b>		
Little Stacy	7,535	\$1.47
Odom	Closed	Closed
Shipe Wading	3,738	\$2.40
<b>Waterfront Pools</b>		
Barton Springs	468,260	\$0.72

## 10 YEAR CAPITAL FUNDING

Funding	Capital Allocation for Aquatics
2006 Bond	\$18 million
2012 Bond	\$5 million
2016 Council Allocation	\$6.2 million
<b>Total</b>	<b>\$29.2 million</b>

## ANNUAL ATTENDANCE

	Average Total	High Pool Average	Low Pool Average
Municipal Pools (7)	298,156	151,388	12,451
Neighborhood Pools (25)	433,883	56,191	2,568
Wading Pools (3)	11,866	7,535	3,738
<b>Total</b>	<b>743,905*</b>		

\* ANNUAL OPERATING COST FIGURES ARE BASED ON THE 2008-2014 AVERAGE. ATTENDANCE FIGURES ARE BASED ON THE 2002-2014 AVERAGE. 2017 OPERATING BUDGET DOES NOT INCLUDE BARTON SPRINGS.