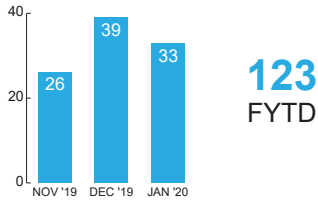


Key Success Metrics November - January 2020

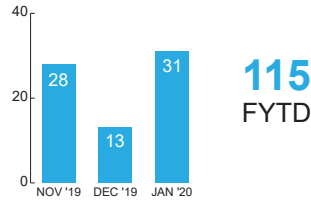


Service Extension Request

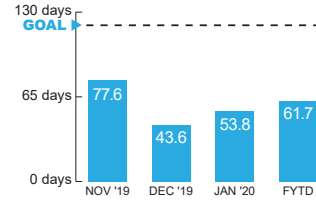
Total SER Applications Received



Total SERs Approved

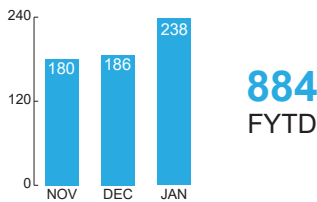


Cycle Time

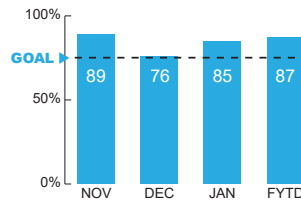


Utility Coordination Review

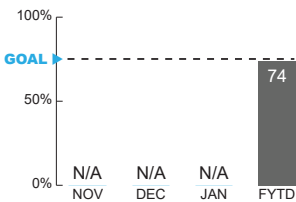
Total Number of Reviews



On Time Reviews

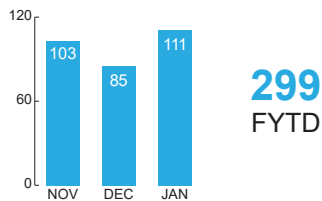


Reviews with 3 or less updates

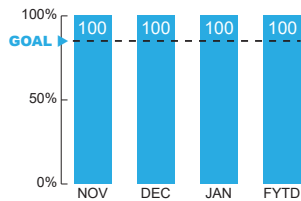


Tap Plan Review

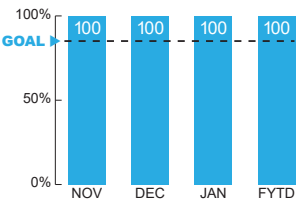
Total Number of Reviews



On Time Reviews

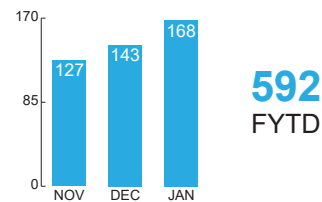


Reviews with 3 or less updates

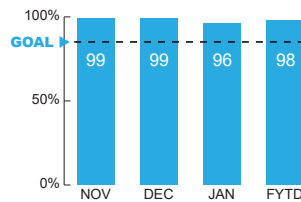


Site & Subdivision Plan Review

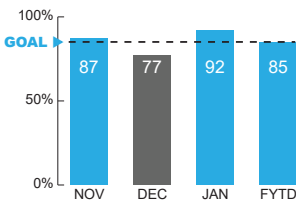
Total Number of Reviews



On Time Reviews



Reviews with 3 or less updates



Color Key:

Met Goal

Did Not Meet Goal

